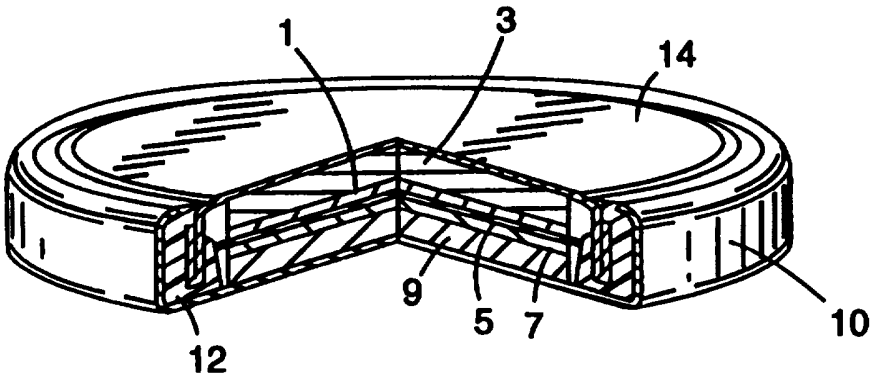


PCTWORLD INTELLECTUAL PROPERTY ORGANIZATION
International Bureau

INTERNATIONAL APPLICATION PUBLISHED UNDER THE PATENT COOPERATION TREATY (PCT)

(51) International Patent Classification ⁶ : H01M 10/40	A1	(11) International Publication Number: WO 97/11504 (43) International Publication Date: 27 March 1997 (27.03.97)
(21) International Application Number: PCT/US96/13145 (22) International Filing Date: 13 August 1996 (13.08.96) (30) Priority Data: 08/531,598 21 September 1995 (21.09.95) US 08/654,650 29 May 1996 (29.05.96) US (71) Applicant: MINNESOTA MINING AND MANUFACTURING COMPANY [US/US]; 3M Center, P.O. Box 33427, Saint Paul, MN 55133-3427 (US). (72) Inventors: LAMANA, William, M.; P.O. Box 33427, Saint Paul, MN 55133-3427 (US). KRAUSE, Larry, J.; P.O. Box 33427, Saint Paul, MN 55133-3427 (US). SUMMERFIELD, John, W.; P.O. Box 33427, Saint Paul, MN 55133-3427 (US). (74) Agents: SCHULTE, Daniel, C. et al.; Minnesota Mining and Manufacturing Company, Office of Intellectual Property Counsel, P.O. Box 33427, Saint Paul, MN 55133-3427 (US).		(81) Designated States: CA, JP, KR, European patent (AT, BE, CH, DE, DK, ES, FI, FR, GB, GR, IE, IT, LU, MC, NL, PT, SE). Published <i>With international search report.</i>
(54) Title: BATTERY CONTAINING BIS(PERFLUOROALKYLSULFONYL)IMIDE AND CYCLIC PERFLUOROALKYLENE DISULFONYLIMIDE SALTS		
(57) Abstract <p>A high performance battery containing an aluminum current collector is described which includes a noncorrosive salt disposed in a matrix, said salt being a bis(perfluoroalkylsulfonyl)imide having a total of at least 3 carbon atoms or a cyclic(perfluoroalkylenedisulfonyl)imide.</p> 		

FOR THE PURPOSES OF INFORMATION ONLY

Codes used to identify States party to the PCT on the front pages of pamphlets publishing international applications under the PCT.

AM	Armenia	GB	United Kingdom	MW	Malawi
AT	Austria	GE	Georgia	MX	Mexico
AU	Australia	GN	Guinea	NE	Niger
BB	Barbados	GR	Greece	NL	Netherlands
BE	Belgium	HU	Hungary	NO	Norway
BF	Burkina Faso	IE	Ireland	NZ	New Zealand
BG	Bulgaria	IT	Italy	PL	Poland
BJ	Benin	JP	Japan	PT	Portugal
BR	Brazil	KE	Kenya	RO	Romania
BY	Belarus	KG	Kyrgyzstan	RU	Russian Federation
CA	Canada	KP	Democratic People's Republic of Korea	SD	Sudan
CF	Central African Republic	KR	Republic of Korea	SE	Sweden
CG	Congo	KZ	Kazakhstan	SG	Singapore
CH	Switzerland	LI	Liechtenstein	SI	Slovenia
CI	Côte d'Ivoire	LK	Sri Lanka	SK	Slovakia
CM	Cameroon	LR	Liberia	SN	Senegal
CN	China	LT	Lithuania	SZ	Swaziland
CS	Czechoslovakia	LU	Luxembourg	TD	Chad
CZ	Czech Republic	LV	Latvia	TG	Togo
DE	Germany	MC	Monaco	TJ	Tajikistan
DK	Denmark	MD	Republic of Moldova	TT	Trinidad and Tobago
EE	Estonia	MG	Madagascar	UA	Ukraine
ES	Spain	ML	Mali	UG	Uganda
FI	Finland	MN	Mongolia	US	United States of America
FR	France	MR	Mauritania	UZ	Uzbekistan
GA	Gabon			VN	Viet Nam

**BATTERY CONTAINING BIS(PERFLUOROALKYLSULFONYL)IMIDE
AND CYCLIC PERFLUOROALKYLENE DISULFONYLIMIDE SALTS**

TECHNICAL FIELD

5 This invention relates to fluorinated anions of lithium salts useful in battery electrolyte compositions.

BACKGROUND

10 Electrolyte salts for use in electrochemical cells, e.g., lithium or lithium ion batteries, must exhibit good ionic conductivity and electrochemical, thermal, and chemical stability. In addition, the components of the electrochemical cell must be stable towards the electrolyte. Stability concerns are particularly acute in the case of electrochemical cells having aluminum cathode current collectors because aluminum is susceptible to corrosion.

15 Among the known electrolyte salts, lithium bis(trifluoromethanesulfonyl)imide ((CF₃SO₂)₂NLi⁺) has good conductivity and stability, but is highly corrosive toward aluminum at potentials above 3V(vs Li/Li⁺). LiPF₆ has excellent conductivity and is noncorrosive, but is thermally and hydrolytically unstable. LiO₃SCF₃ (also called lithium triflate) has good thermal and
20 chemical stability, but has low conductivity and is also highly corrosive toward aluminum at positive electrode potentials above 3V(vs Li/Li⁺).

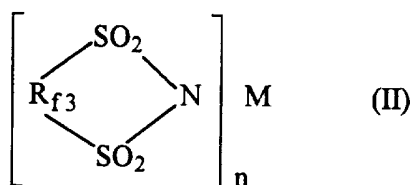
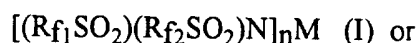
 Indeed, the corrosion of aluminum at potentials above 3V in electrolytes containing lithium triflate or lithium bis(trifluoromethanesulfonyl)imide is so severe as to make these salts of little use for applications in the more advanced, high
25 voltage cells, especially rechargeable cells. Thus, the use of presently-available electrolyte salts in high voltage lithium or lithium-ion cells has resulted in batteries having suboptimal performance characteristics such as restricted operating temperature ranges, limited discharge/charge rates and inadequate cycling performance, particularly when aluminum components are used.

30

DISCLOSURE OF INVENTION

The present invention relates to the discovery of certain salts of fluorochemical anions that are highly conductive in nonaqueous, polar organic media and inhibit corrosion of aluminum at high oxidation potentials. These salts are therefore useful as electrolytes in high voltage electrochemical cells, such as lithium batteries, which contain aluminum components. The fluorochemical salts are comprised of a cationic portion, which is typically a metal cation and an anionic portion. The invention provides electrochemical cells or batteries containing such electrolyte salts and aluminum components.

In one aspect, the invention features a battery that includes at least one positive electrode; at least one negative electrode; at least one aluminum current collector; and an electrolyte composition comprising a salt disposed in a matrix, said salt having the formula



in which R_{f1} and R_{f2} are each independently a straight or branched perfluoroalkyl group of 1 to 12 carbon atoms, a perfluorocycloalkyl group or a perfluorocycloalkyl- perfluoroalkyl group of 4-7 ring carbon atoms and 1-4 carbon atoms on the alkyl chain wherein the ring carbon atoms may be optionally substituted by a straight or branched perfluoroalkyl group of 1 to 12 carbon atoms, with R_{f1} and R_{f2} , taken together, having a total of at least 3 carbon atoms, preferably at least 4 carbon atoms; R_{f3} is a perfluoroalkylene moiety of 2 to 6 (preferably 3 to 5) carbon atoms, optionally substituted by a straight or branched perfluoroalkyl group of 1 to 12 carbon atoms or a perfluorocycloalkyl group of 4-7 carbon atoms;

M is a cation with a valence equal to n ; and
 n is an integer of 1 to 4;

wherein the battery has a voltage, in the fully charged state, of greater than 3.0 volts measured at the positive electrode (cathode) vs. Li/Li^+ .

In a second aspect, the invention features a rechargeable battery that includes at least one positive electrode; at least one negative electrode; at least one
5 aluminum current collector; and an electrolyte composition comprising a salt disposed in a matrix, said salt having formula I or II as described above. The positive electrode of the battery has a voltage in the fully charged state of greater than 3 volts vs. Li/Li^+ , and the battery has a cycle life greater than 50 cycles.

A third aspect of the invention includes a method of inhibiting corrosion of
10 aluminum in the above batteries using the above-identified a electrolyte composition.

The inventive battery exhibits unexpected benefits in electrochemical performance. Specifically, the invention provides the use of electrolyte compositions that exhibit high ionic conductivity and excellent electrochemical,
15 thermal, and hydrolytic stability, yet at the same time inhibit degradation of aluminum battery components (e.g., corrosion of aluminum or aluminum coated components such as current collectors) at voltages typically encountered during battery operation (e.g., positive electrode (cathode) potentials greater than 3V, preferably greater than 3.5V and up to but not limited to 4.5V vs. Li/Li^+). High
20 voltage secondary batteries of this invention having aluminum components, such as the current collector, have a cycle life of greater than 50, preferably greater than 100 cycles.

The salts employed in the invention provide all of the desirable features previously associated with $\text{Li}^+\text{N}(\text{SO}_2\text{CF}_3)_2$, such as high ionic conductivity and high
25 electrochemical, thermal, and chemical stability. Furthermore, they avoid the use of toxic elements (such as As and Sb) which could be harmful to the environment, and they pose no known explosion hazard (as with perchlorate). Therefore, the salts used in this invention provide much improved properties in nonaqueous electrolytes for high voltage, primary or secondary, lithium or lithium-ion batteries that contain
30 aluminum or aluminum coated components.

BRIEF DESCRIPTION OF THE DRAWING

Figure 1 is a cut-away view of a Li-ion battery of this invention.

Figure 2 is a graph illustrating cycling performance of various electrolytes in the Li-ion battery of Fig. 1 by measuring battery capacity vs number of cycles.

5 Figures 3 through 5 are graphs of data plotting the potential (in volts Li/Li+) of a battery test cell versus current density.

DETAILED DESCRIPTION OF THE INVENTION

Throughout this application the following definitions apply:

10 "Matrix" refers to a medium (e.g., a solid, liquid, gel or plasticized polymer) in which salts according to formulae (I) and (II) may be dissolved or dispersed to form an ionically conductive electrolyte composition.

"Macromolecular material" refers to a homopolymer, copolymer, or combination thereof, which may or may not be cross-linked and/or plasticized.

15 "Gel" refers to a physically or chemically cross-linked polymer swollen with solvent.

"Battery" includes all electrical energy storage devices, including capacitors, electrochromic devices, and electrochemical cells.

20 Voltages specified refer to potentials of a positive electrode measured relative to a Li/Li⁺ reference electrode, except where otherwise noted.

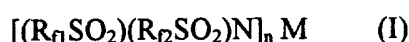
"Cycle life" refers to the number of charge/discharge cycles measured at a minimum of 80% depth of discharge which the battery provides without losing more than 50% of original capacity (in mAh (milliampere-hour)).

25 Electrolyte compositions contained in the battery of the invention include a matrix in which is disposed one or more bis-(perfluoroalkylsulfonyl)imide or cyclic perfluoroalkylene disulfonylimide salts having the structure set forth under Disclosure of Invention, above. The electrolyte compositions based upon these salts are particularly useful in primary and secondary (rechargeable) batteries (especially secondary lithium batteries) containing aluminum (positive electrode)
30 cathode current collectors because they do not promote aluminum corrosion at

voltages typically encountered during battery operation (e.g., in the range from about 3.0 to 4.5V measured at the positive electrode vs. Li/Li⁺).

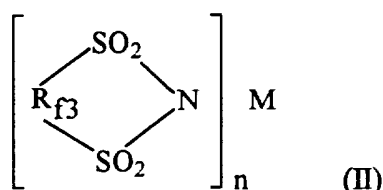
In secondary batteries of this invention, the electrolyte compositions based upon these salts further provide excellent cycling performance; specifically they provide cycle lives greater than 50 cycles, preferably greater than 100 cycles. Corrosion of aluminum current collectors is known to adversely affect cycle life in rechargeable batteries.

Preferred salts are those of the formula



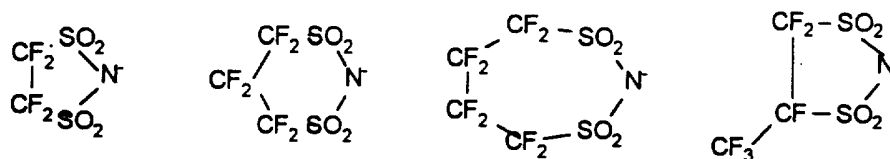
wherein R₁ and R₂ are each independently a straight or branched perfluoroalkyl group of 1 to 8 carbon atoms, more preferably of 1 to 4 carbon atoms, with R₁ and R₂, taken together, having a total of at least 3 carbon atoms; M is a cation with a valence equal to n; and n is an integer of 1 to 4. More preferably, R₁ and R₂ taken together have at least 4 C atoms, and M is an alkali or alkaline earth metal, a transition metal, a rare earth metal, or a Group IIB or IIIB metal.

Also preferred as salts are those of the formula



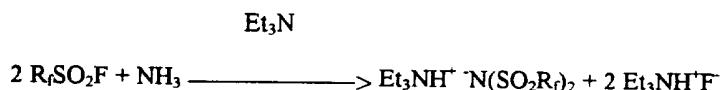
in which R₃ is a perfluoroalkylene group of 2 to 5 carbon atoms optionally substituted by a straight or branched perfluoroalkyl group of 1 to 4 carbon atoms and M and n are as defined above. More preferably, R₃ is a perfluoroalkylene group of 3 or 4 carbon atoms. Most preferably, R₃ has 3 carbon atoms.

Representative imide anions of Formula I are N(SO₂C₂F₅)₂, N(SO₂C₂F₅)(SO₂CF₃), N(SO₂C₃F₇)₂, N(SO₂C₃F₇)(SO₂CF₃), N(SO₂C₄F₉)₂, N(SO₂C₄F₉)(SO₂CF₃), N(SO₂C₆F₁₃)₂, N(SO₂C₈F₁₇)(SO₂CF₃), N(SO₂-CF₂-c-C₆F₁₁)(SO₂CF₃). Representative imide anions of Formula II are:

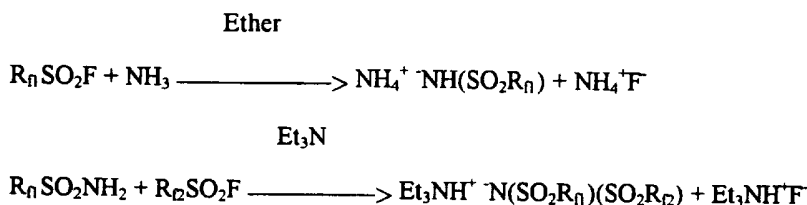


In general, the above described bis(perfluoroalkylsulfonyl)imide and cyclic perfluoroalkylenedisulfonylimide salts can be prepared from the reaction of fluoroalkylsulfonyl fluorides, R_fSO_2F , or perfluoroalkylenedisulfonyl fluoride, $FSO_2R_fSO_2F$, with anhydrous ammonia. Symmetrical imides in which R_{f1} and R_{f2} are the same can be prepared in a single step using a weakly basic organic solvent such as triethylamine as shown in Scheme I, whereas unsymmetrical imides in which R_{f1} and R_{f2} are different must be prepared in two steps as shown in Scheme II.

SCHEME I



SCHEME II



Cyclic perfluoroalkylenedisulfonylimide salts can be prepared as described in U.S. Patent No. 4,387,222.

Perfluoroalkylsulfonylfluorides and perfluoroalkylenedisulfonylfluorides used as precursors to the imide salts of this invention can be prepared by a variety of methods known in the art as described, for example, in U.S. Patents 3,542,864; 5,318,674; 3,423,299; 3,951,762; 3,623,963; 2,732,398 and S. Temple, *J. Org. Chem.*, 33(1), 344 (1968), D.D. DesMarteau, *Inorg. Chem.*, 32, 5007 (1993).

To form the electrolyte composition, the salt is mixed with the matrix material such that the salt is at least partially dissolved or dispersed in the matrix

material. The salt is preferably employed at a concentration such that the conductivity of the electrolyte solution is at or near its maximum value, although a wide range of other concentrations will also serve.

5 The matrix material may be in the form of a solid, liquid, gel or a liquid impregnated porous membrane. For battery applications, the matrix is chosen to provide the particular conductance, viscosity, mechanical strength, and reactivity properties desired for the electrolyte.

Although lithium (Li^+) is a preferred cation M, other useful metal cations are: Na^+ , K^+ , Ca^{2+} , Mg^{2+} , Zn^{2+} , and Al^{3+} . Preferred metal cations and preferred
10 solvents or matrix materials are dependent on cathode and anode construction in the battery. For lithium or lithium-ion batteries (having a lithium metal or lithium-ion intercalated anode) the preferred cation is Li^+ , and the preferred solvents are aprotic (e.g., excluding water and alcohols).

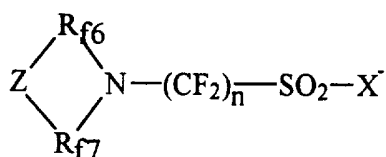
Mixtures of matrix materials can be employed and are sometimes preferred
15 in tailoring the matrix material's properties to provide optimum performance. In general, the amount of matrix material is selected such that the salt concentration ranges from about 0.1M to about 2.0M, preferably about 1M.

Suitable matrix materials for preparing electrolyte solutions can be liquid, polymeric or mixtures of polymer and liquid. Examples of suitable solid matrix
20 materials include polymers and copolymers such as polyethers like poly(ethylene oxide), polyesters, polyacrylates, polyphosphazenes, polysiloxanes, poly(propylene oxide), fluoropolymers (e.g., poly(vinylidene fluoride)), and poly(acrylonitrile), as well as the polymers and copolymers described in Armand et al., U.S. Patent No. 4,505,997, and mixtures thereof. The polymers may be used in cross-linked or
25 uncross-linked form and or plasticized. Such materials are generally dry, i.e., have a water content less than about 100 ppm, preferably less than about 50 ppm.

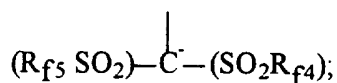
In batteries comprising a highly reducing electrode (such as lithium metal) and a liquid matrix material, the liquid is preferably a nonaqueous, polar, aprotic, organic solvent. Such liquids are generally dry, i.e., have a water content less than
30 about 100 ppm, preferably less than about 50 ppm. Examples of suitable aprotic liquids include linear ethers such as diethyl ether, diethylene glycol dimethyl ether,

and 1,2-dimethoxyethane; cyclic ethers such as tetrahydrofuran, 2-methyltetrahydrofuran, dioxane, dioxolane, and 4-methyldioxolane; esters such as methyl formate, ethyl formate, methyl acetate, dimethyl carbonate, diethyl carbonate, propylene carbonate, ethylene carbonate, and butyrolactones (e.g. gamma butyrolactone); nitriles such as acetonitrile and benzonitrile; nitro compounds such as nitromethane or nitrobenzene; amides such as N,N-dimethylformamide, N,N-diethylformamide, and N-methylpyrrolidinone; sulfoxides such as dimethyl sulfoxide; sulfones such as dimethylsulfone, tetramethylene sulfone, and other sulfolanes; oxazolidinones such as N-methyl-2-oxazolidinone and mixtures thereof. Maximum conductivities of the electrolyte salts of this invention in typical nonaqueous, polar, aprotic liquid media (e.g., propylene carbonate) are generally in the range of 0.1 - 20 mS, (milliSiemens) at room temperature, preferably greater than 1 mS.

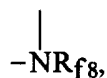
In some cases, it may be desired to add other salts to the electrolyte composition in order to maximize performance (such as corrosion properties, conductivity of battery components by the electrolyte). Such salts include, but are not limited to, alkali metal, alkaline earth metal, and Group IIIB metal (e.g., aluminum) salts of anions such as NO_3^- , BF_4^- , PF_6^- , AsF_6^- , ClO_4^- , SbF_6^- , R_fSO_3^- (in which R_f is a perfluoroalkyl group having between 1 (preferably 2) and 12 carbon atoms, inclusive); a bis-(perfluoromethylsulfonyl)imide anion; an anion having a formula selected from the group consisting of $\text{R}_1\text{R}_2\text{N}-(\text{CF}_2)_n-\text{SO}_2-\text{X}^-$ and



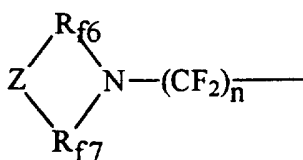
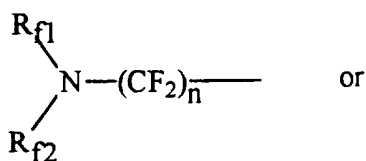
in which X^- is $-\text{O}^-$, $-\text{N}^-\text{SO}_2\text{R}_3$, or



Z is $-\text{CF}_2-$, $-\text{O}-$,



- 5 or $-\text{SF}_4-$; $\text{R}_{\text{f}1}$ and $\text{R}_{\text{f}2}$, independently, are $-\text{CF}_3$, $-\text{C}_m\text{F}_{2m+1}$, or $-(\text{CF}_2)_q-\text{SO}_2-\text{XM}^+$; $\text{R}_{\text{f}3}$, $\text{R}_{\text{f}4}$, and $\text{R}_{\text{f}5}$, independently, are $-\text{CF}_3$, $-\text{C}_m\text{F}_{2m+1}$, $-(\text{CF}_2)_q-\text{SO}_2-\text{XM}^+$,



- $\text{R}_{\text{f}8}$ is $-\text{CF}_3$, $-\text{C}_m\text{F}_{2m+1}$, or $-(\text{CF}_2)_q-\text{SO}_2-\text{XM}^+$; $\text{R}_{\text{f}6}$ and $\text{R}_{\text{f}7}$, independently, are
 10 perfluoroalkylene moieties having the formula $-\text{C}_r\text{F}_{2r}-$; n is 1-4; r is 1-4; m is 1-12 preferably 1-8; and q is 1-4; (such salts are described by Waddell, et al. in U.S. 5514493); a bis-perfluoroalkylsulfonyl methide anion $\text{R}_f-\text{SO}_2-\text{C}^-(\text{R})-\text{SO}_2-\text{R}_f'$ in which R_f and R_f' , independently, are perfluoroalkyl groups having between 1 and 12 carbon atoms, inclusive, and R is H, Br, Cl, I, an alkyl group having between 1 and
 15 20 carbon atoms, inclusive, aryl, or alkylaryl; and a tris-(perfluoroalkylsulfonyl)methide anion of the formula $-\text{C}(\text{SO}_2\text{R}_f)(\text{SO}_2\text{R}_f')(\text{SO}_2\text{R}_f'')$ in which R_f , R_f' , and R_f'' , independently, are perfluoroalkyl groups having between 1 and 12 carbon atoms, inclusive.

- Representative examples of suitable salts include, LiNO_3 , LiBF_4 , LiAsF_6 ,
 20 LiClO_4 , LiPF_6 , $\text{CF}_3\text{SO}_3\text{Li}$, $\text{C}_2\text{F}_5\text{SO}_3\text{Li}$, $\text{C}_{10}\text{F}_{21}\text{SO}_3\text{Li}$, $(\text{CF}_3\text{SO}_2)_2\text{NLi}$, $(\text{CF}_3\text{SO}_2)_2\text{NNa}$, $[(\text{CF}_3\text{SO}_2)_2\text{N}]_3\text{Al}$, $(\text{CF}_3)_2\text{NC}_2\text{F}_4\text{SO}_3\text{Li}$, $(\text{CF}_3\text{SO}_2)_2\text{C}(\text{CH}_3)\text{Li}$, cyclo- $(\text{CF}_2\text{SO}_2)_2\text{C}(\text{C}_6\text{H}_5)\text{Li}$, $(\text{CF}_3\text{SO}_2)_3\text{CLi}$, $((\text{CF}_3)_2\text{NC}_2\text{F}_4\text{SO}_2)_2\text{NLi}$ and mixtures thereof.

Preferred salts are nitrate salts (NO_3^-). Addition of nitrate salts to the electrolyte composition has been found to provide improved uniformity of current

density at relatively higher temperatures. The counterion of the nitrate salt can be any counterion that will provide sufficient ionization within the electrolyte solution to provide useful conductivity properties. Nitrate salts that are preferred include nitrate salts having counterions such as: a tetraalkyl ammonium ion (NR_4 , wherein
5 each R can independently be a lower alkyl such as methyl, ethyl, butyl, etc.); an alkali metal; an alkaline earth metal; a rare earth metal; a Group IIB metal; a Group IIIB metal; or mixtures thereof.

Addition of small amounts of these salts to the electrolyte composition is preferred because these salts have been found to reduce corrosion and prevent
10 increases in cell resistance in batteries operated at, or subjected to, elevated temperatures. The salts may be added in any amount that provides such results, with concentration from about 0.1 mM (millimolar) to about 500 mM, preferably from about 0.1 mM to about 100 mM, most preferably between 1.0 mM and 50 mM. When used in relatively low concentrations the nature of the cation is not
15 critical for many applications, although lithium (i.e. LiClO_4) is especially preferred.

The anodes and cathodes of the inventive electrochemical cell are generally particles of active material blended with a conductive diluent such as carbon black and graphite and bound into a plastic material. Typical binders are polyvinylidene fluoride, ethylene-propylene-diene (EPDM) terpolymer, and emulsified styrene-
20 butadiene rubber (SBR) among others, and the binder may be cross-linked. The binder may be for example a solid carbon matrix formed from the thermal decomposition of an organic compound. The composite electrode material is in turn applied to an expanded metal screen or metal foil (preferably aluminum) current collector using a variety of processes such as coating, casting, pressing, or
25 extrusion. In polymer electrolyte batteries the polymer electrolyte can act as the active material binder.

Some examples of negative electrodes are carbon based materials such as graphite, coke, carbon fiber, and pitch, transition metal oxides such as $\text{LiTi}_5\text{O}_{12}$ and LiWO_2 , lithium metal and lithium alloys. In the case of lithium-ion batteries, the
30 lithium may be intercalated into a host material such as carbon, (i.e., lithiated carbon) or carbon alloyed with other elements such as Si, B and N, a conductive

polymer or an inorganic host material that is intercalatable, such as $\text{Li}_x\text{Ti}_5\text{O}_{12}$, $\text{Li}_x\text{V}_2\text{O}_5$, $\text{Li}_x\text{V}_6\text{O}_{13}$, and $\text{Li}_x\text{Mn}_2\text{O}_4$ and Li_xMnO_2 (the spinel and alpha forms respectively). The material comprising the anode (negative electrode) of an electrochemical cell may be carried on foil (e.g., nickel or copper) backing or
5 pressed into expanded metal screen and alloyed with various other metals.

Active cathode (positive electrode) materials provide cell voltages of at least 3.0 volts at a full state of charge relative to Li/Li^+ and include, but are not limited to Li_xCoO_2 , Li_xNiO_2 , $\text{Li}_x\text{Mn}_2\text{O}_4$ and Li_xMnO_2 , V_2O_5 , V_6O_{13} , and fluorinated carbon, including the charged and discharged forms of these materials, and conducting
10 polymers such as polypyrrole and polyvinylferrocene.

The invention includes primary and secondary batteries. In primary batteries, the cathode (positive electrode) could be fluorinated carbon $(\text{CF}_x)_n$, SO_2 , SO_2Cl_2 , or Ag_2CrO_4 .

The invention is illustrated further by the following examples.
15

EXAMPLES

The salts $\text{Li}^+ \text{N}(\text{SO}_2\text{CF}_3)_2$ and $\text{Li}^+ \text{OSO}_2\text{CF}_3$ used in the examples are commercially available in high purity from Minnesota Mining and Manufacturing Company as Fluorad™ Lithium Trifluoromethanesulfonimide Battery Electrolyte, HQ-115 and as Fluorad™ Lithium Trifluoromethanesulfonate, FC-122,
20 respectively. High purity, battery grade $\text{Li}^+ \text{PF}_6^-$ was purchased from Hashimoto Chemical Co., Ltd. through a US distributor (Biesterfeld U.S., Inc.). All salt samples were stored and handled in a nitrogen or argon filled dry box (Vacuum Atmospheres Inc.) to prevent contamination by water.

25

Example 1

Lithium (trifluoromethanesulfonyl) (perfluorobutanesulfonyl)imide

Under a nitrogen atmosphere, a dry, 500 mL Fisher-Porter pressure bottle equipped with a stainless steel pressure head and magnetic stirrer was charged with
30 35.00 g $\text{CF}_3\text{SO}_2\text{NH}_2$ (prepared, e.g., as described in Foropoulos and DesMarteau, Inorg. Chem., 23:3720-23 (1984)), 98 mL anhydrous triethylamine and 74.55 g

$C_4F_9SO_2F$. The pressure vessel was sealed and the reaction mixture heated to 90°C with stirring for 17 hours. The volatile components of the reaction mixture were evaporated under reduced pressure at 70°C then the reaction mixture was treated with a mixture of 700 mL water and 700 mL methylene chloride with stirring to form a two phase mixture. The methylene chloride phase was then separated, washed with two 700 mL portions of water, dried over anhydrous $MgSO_4$, filtered and then evaporated under reduced pressure to yield a dark red liquid. This liquid was combined with 500 g of polyphosphoric acid (Aldrich Chemical Co.) in a short path vacuum distillation apparatus equipped with an ambient air-cooled condenser, and then vacuum distilled at ca. 0.1 Torr. The distillate (96.5 g, corresponding to $HN(SO_2CF_3)(SO_2C_4F_9)$, which solidified in receiver at 0°C, was further purified by sublimation at 70°C, 1.0 Torr and then added in portions to a slurry of 52 g of Li_2CO_3 (99.997% purity, from Aldrich Chemical Co.) in 800 mL of methyl t-butyl ether with stirring at room temperature. After ca. 1 hour CO_2 evolution subsided and the reaction mixture was heated to ca. 40°C for 3.5 hours to complete the neutralization. The mixture was filtered by gravity through filter paper and then filtered again by suction through a 0.22 micron Tefsep™ Teflon membrane (Micron Separations Inc.) to remove particulates. The filtrate was evaporated under reduced pressure at 25-80°C to yield a clear, colorless oil. Two 250 mL portions of toluene were combined with the oil and the mixture evaporated at 40-70°C, 20 Torr after each toluene addition, causing the oil to eventually solidify giving a fine white powder. The solid was transferred to a glass jar and dried in vacuo at 100°C, 10^{-2} Torr for 24 hours to yield 77.0 g of the anhydrous title salt. The structure of the product was confirmed by 1H and ^{19}F NMR spectroscopy which indicated that the purity of the salt was greater than 99% by weight.

Example 2

Lithium (trifluoromethanesulfonyl) (perfluoroethanesulfonyl)imide

Under a nitrogen atmosphere, a dry 3L flask equipped with a dry ice condenser, mechanical stirrer, and a sparging tube was charged with 500 mL anhydrous methyl t-butyl ether (MTBE) and cooled below 0°C in a dry ice bath. To

the cold solvent was added 500 g of crude $\text{CF}_3\text{CF}_2\text{SO}_2\text{F}$ mixture (containing ca. 23% $\text{CF}_3\text{CF}_2\text{SO}_2\text{F}$ by weight in C6-C8 perfluoroalkane solvent). Gaseous anhydrous ammonia (194 g) was gradually introduced through the sparging tube into the resulting mixture at ca. 0°C with vigorous stirring. Once ammonia addition
5 was complete, the reaction was allowed to proceed for an additional hour after which the dry ice bath was removed and the reaction solution gradually warmed to room temperature with stirring. Excess ammonia was allowed to evaporate while stirring overnight at room temperature. The reaction solution was cooled again to 0°C and treated with 83.9 g $\text{LiOH}\cdot\text{H}_2\text{O}$ dissolved in 750 mL of water with stirring.
10 The mixture was filtered through filter paper by gravity to remove LiF precipitate. To the filtrate was added concentrated aqueous HCl in portions with stirring at 0°C until the pH of the mixture was 0.

The resulting two-phase mixture was separated into separate aqueous and ether phases. The aqueous phase was extracted with two additional 400 mL
15 portions of MTBE. The ether fractions were combined, extracted with two 500 mL portions of water, and then dried over anhydrous MgSO_4 overnight. The ether solution was filtered by gravity through filter paper and then by suction through a 0.22 micron TefsepTM membrane (Micron Separations Inc.). The filtrate was concentrated by rotary evaporation, hexane was added, and the solution
20 concentrated again. This was repeated until the product crystallized from solution as a white solid. The product (Crop 1) was isolated by suction filtration through a glass frit giving 33.0 g. A second crop of crystals (20.2 g) was recovered in the same manner from the filtrate by concentrating further followed by filtration. The remaining filtrate was evaporated to dryness at 40°C , 20 mm to yield a third crop
25 of relatively crude product (26.8 g). All product fractions (Crops 1-3) were dried at 10^{-2} Torr at room temperature for ca. 15 min to give a combined yield of 80.0 g. Quantitative ^1H and ^{13}C NMR analysis of the product from Crop 2 indicated that it was the desired product with a purity of 98% by weight.

Under a nitrogen atmosphere, a dry Parr 4560-Series Benchtop Mini Reactor
30 equipped with a 600 mL capacity Monel reactor cylinder, mechanical stirrer, thermocouple and heating mantle was charged with 53 g $\text{CF}_3\text{CF}_2\text{SO}_2\text{NH}_2$ (Crops 1

+ 2) and 152 mL anhydrous triethylamine. While cooling the reactor at -78°C in dry ice, 55.2 g of gaseous $\text{CF}_3\text{SO}_2\text{F}$ (ca. 94% purity) was condensed into the reactor with stirring. The reactor was sealed and the temperature of the reaction mixture gradually raised to 90°C with vigorous stirring, then held at 90°C with stirring for a total of 24 hours. The volatile components of the reaction mixture were evaporated under reduced pressure at 70°C , then the residue was treated with a mixture of 700 mL water and 700 mL methylene chloride with stirring to form a two phase mixture. The methylene chloride phase was then separated, washed with two 700 mL portions of water, dried over anhydrous MgSO_4 , filtered and then evaporated under reduced pressure to yield a dark red liquid. This liquid was combined with 600 g of polyphosphoric acid (Aldrich Chemical Co.) in a short path vacuum distillation apparatus equipped with an ambient air-cooled condenser, and then vacuum distilled at ca. 15 Torr, $85-88^{\circ}\text{C}$. The distillate (78.1 g, corresponding to $\text{HN}(\text{SO}_2\text{CF}_3)(\text{SO}_2\text{C}_2\text{F}_5)$), which solidified in receiver at 0°C , was converted to the corresponding lithium salt, and further purified, using essentially the procedure described in Example 1 to yield 75.0 g of the anhydrous title salt. The structure of the product was confirmed by ^1H and ^{19}F NMR spectroscopy which indicated that the purity of the salt was 98% by weight.

Example 3

Lithium Bis(perfluoroethanesulfonyl)imide

As in Example 2, a dry Parr 4560-Series Benchtop Mini Reactor was charged with 155 mL anhydrous triethylamine. While cooling the reactor at -78°C in dry ice, gaseous $\text{C}_2\text{F}_5\text{SO}_2\text{F}$ (100.0 g, > 99% purity) followed by anhydrous ammonia (3.51 g) were condensed into the reactor with stirring. The reactor was sealed and the temperature of the reaction mixture gradually raised to 90°C with vigorous stirring. The reaction mixture was held at 90°C with stirring for a total of 20.5 hours. The intermediate product, $\text{HN}(\text{SO}_2\text{C}_2\text{F}_5)_2$, was isolated as previously described, then added to a slurry of Li_2CO_3 (45.7 g, 99.997% purity) in 800 mL of methyl t-butyl ether to produce the lithium salt. This crude lithium salt was further purified using essentially the procedure described in Example 1 to yield 73.34 g

(92% yield based upon NH_3) of the anhydrous title salt. The structure of the product was confirmed by ^1H and ^{19}F NMR spectroscopy which indicated that the purity of the salt was 99.9% by weight.

5 Example 4

Lithium Bis(perfluorobutanesulfonyl)imide

As in Example 1, a dry, 500 mL Fisher-Porter pressure bottle was charged with anhydrous triethylamine (100.5 g) and $\text{C}_4\text{F}_9\text{SO}_2\text{F}$ (145.0 g). The pressure vessel was sealed, cooled to -78°C in dry ice and then charged with of anhydrous ammonia (3.0 g) with stirring. After warming gradually to room temperature, the reaction mixture was heated to 90°C with stirring for 24 hours. The intermediate product, $\text{HN}(\text{SO}_2\text{C}_4\text{F}_9)_2$, was isolated as previously described, then added to a slurry of Li_2CO_3 (40.0 g, 99.997% purity) in 800 mL of methyl t-butyl ether to produce the lithium salt. This crude lithium salt was further purified using essentially the procedure described in Example 1 to yield 90.8 g (86% yield based upon NH_3) of the anhydrous title salt. The structure of the product was confirmed by ^1H and ^{19}F NMR spectroscopy which indicated that the purity of the salt was 98% by weight.

20 Example 5

Lithium Bis(perfluoropropanesulfonyl)imide

As in Example 4, the title compound was prepared using anhydrous triethylamine (100.5 g), $\text{C}_3\text{F}_7\text{SO}_2\text{F}$ (100.0 g, 68:32 *iso:normal* isomer ratio), and anhydrous ammonia (3.0 g). A total of 40.8 g of the anhydrous title salt was recovered as a light pink solid. Quantitative analysis by ^1H and ^{19}F NMR spectroscopy indicated that the product contained the following major components in order of decreasing weight-%: $\text{Li}^+ \text{N}(\text{SO}_2\text{C}_3\text{F}_7)_2$, 85.1%, 39:61 *iso:normal* C_3F_7 ratio; $\text{Li}^+ \text{N}(\text{SO}_2\text{i-C}_3\text{F}_7)(\text{SO}_2\text{F})$, 8.7%; $\text{Li}^+ \text{N}(\text{SO}_2\text{n-C}_3\text{F}_7)(\text{SO}_2\text{F})$, 4.2%.

30 Example 6

Lithium cyclic-1,3-perfluoropropanedisulfonylimide

The acidic form of the title compound, $\text{HN}(\text{SO}_2\text{C}_3\text{F}_6\text{SO}_2)$, was prepared according to the method described in Koshar, US Patent 4,387,222, Example 1 and converted to the anhydrous lithium salt using the method described in Example 4 of the present description. A total of 26.4 g (56% yield, based upon 1,3-

5 perfluoropropanedisulfonylfluoride) of the anhydrous title salt was isolated with a purity of 98.7% by ^1H and ^{19}F NMR spectroscopy.

Example 7

Lithium cyclic-1,2-perfluoroethanedisulfonylimide,

10 The acidic form of the title compound, $\text{HN}(\text{SO}_2\text{C}_2\text{F}_4\text{SO}_2)$, was prepared according to the method described in Koshar, US Patent 4,387,222, Example 3 and converted to the anhydrous lithium salt using the method described in Example 4 of the present description. A total of 16.6g (61% yield, based upon 1,2-

15 perfluoroethanedisulfonylfluoride) of the anhydrous title salt was isolated with a purity of 99.8% by ^1H and ^{19}F NMR spectroscopy.

The inventive electrolyte compositions are particularly useful in that they control or prevent aluminum corrosion in electrochemical cells operating at voltages greater than 3V and up to but not limited to 4.5V, referenced to lithium metal.

One way to assess the extent of aluminum corrosion in the presence of a

20 particular electrolyte solution is to measure the anodic current density vs. time response at a fixed d.c. potential of a cell containing an aluminum electrode having a freshly exposed aluminum surface, as described in the Examples section below. The higher the current density, the faster aluminum corrosion is occurring.

Another practical measure of the compatibility of a particular electrolyte

25 solution with aluminum is given by the cycling performance of a high voltage, secondary (or rechargeable) battery containing the electrolyte solution of interest and a cathode comprising an aluminum current collector.

Test Methods

30 Corrosion current measurements were made according to the technique generally described in Bard and Faulkner, Electrochemical Methods: Fundamentals

and Applications, John Wiley and Sons, New York, 1980, pp. 350-353. An electrochemical cell was constructed having an aluminum working electrode. A lithium wire inserted in a luggin capillary (i.e., a glass capillary into which the electrode was inserted) served as a reference electrode and a 10 cm² platinum flag was used as an auxiliary electrode. The working electrode was fabricated from a 99.999% aluminum rod inserted into a Teflon sleeve to provide a planar electrode area of 0.07 cm². The native oxide layer was removed by first polishing the planar working surface with 3 μm aluminum oxide paper using hexane as a lubricant under ambient conditions, followed by a second polishing under an argon atmosphere.

After polishing, the cell was assembled under argon, connecting the three electrodes to a potentiostat. The cell was filled with approximately 10 mL of a 1M solution of the electrolyte salt dissolved in propylene carbonate. The solvent had been previously dried by stirring over CaH₂ for 24 hrs., followed by vacuum distillation. The electrolyte salt was dried under vacuum at 120°C for at least 18 hrs. The final water content of the electrolyte solution was less than 50 ppm, as measured by Karl Fischer titration. The aluminum electrode was polarized at +4.2V vs. Li/Li⁺ (iR compensated) while the current was recorded vs. time.

Current measurements (in microamps/cm²), taken after one hour, are summarized in Table I, below. Additionally, the area under the current vs. time curve (millicoulombs, mC) is used as a measure of the maximum possible amount of aluminum corrosion occurring. This data is also summarized in Table I. Data for the following salts is included for comparative purpose:

Li⁺N(SO₂CF₃)₂, Li⁺O₃SCF₃ and Li⁺PF₆ (designated COMP1, COMP2 and COMP3, respectively in Table I).

Another feature which is important to battery performance is ionic conductivity. Conductivity measurements of various electrolytes at a concentration of 1M in PC/DME, propylene carbonate/dimethoxy ethane (1:1 by volume), are also recorded in Table I.

TABLE I

<u>Example</u>	<u>Current Density</u> <u>$\mu\text{A}/\text{cm}^2$</u>	<u>Integrated</u> <u>Chronoamperimetric</u> <u>Area (mC)</u>	<u>Conductivity</u> <u>1M (mS*)</u>
1	5.19	2.31	9.4
2	2.8	2.48	10.6
3	2.00	0.94	9.8
4	2.51	0.7	7.1
5	1.26	0.83	
6	2.31	1.37	11.1
Comp 1	7,570	2360	9.9
Comp 2	17,600	5860	6.4
Comp 3	0.9	0.7	17

* mS = milli-Siemens

The data in Table I shows that while $\text{LiN}(\text{SO}_2\text{CF}_3)_2$ and LiO_3SCF_3 are highly corrosive toward aluminum and produce large corrosion currents, the salts of the present invention are at least three orders of magnitude less corrosive and produce corrosion currents comparable to LiPF_6 , a widely used lithium salt known to be noncorrosive when in contact with aluminum at high potentials. Additionally, the data show that salts used in the present invention provide ionic conductivities useful for high performance battery applications.

High performance can be demonstrated in cells under typical cycling conditions using high voltage, rechargeable lithium ion batteries constructed with aluminum positive current collectors and suitable electrode materials. Electrolyte salts compatible with aluminum will provide long cycle life with minimal loss in capacity; whereas, corrosive salts cause a sharp drop in battery capacity (mAh) after a relatively small number of cycles.

In Examples 8 and 9 and in Comparative Examples 4-6, batteries (as shown in Figure 1) were prepared and subjected to a minimum of fifty charge-discharge cycles using a commercial battery tester from Maccor Inc., Tulsa Oklahoma to measure the capacity of the cells. The anode 1 was prepared using a mixture of 85.5 wt% XP grade petroleum coke (Conoco Co), 4.5 wt% Ensagri Super "S" carbon black and 10 wt% polytetrafluoroethylene (PTFE) binder, mixed together in a grinding device such as a food processor or coffee grinder and pressed into pellets approximately 12 to 14 mils (.31 to .36 mm) in thickness and 7 mm in diameter.

The cathode was formulated using a mixture of 83.7 wt.% LiCoO_2 , 6.3 wt.% Shawinigan carbon black and 10 wt.% PTFE mixed as described above and pressed into pellets about 0.33 mm thick and 7 mm in diameter. The cell stack assembly comprised a 31 mil (.80 mm) copper disk 3 as the anode current collector, 14 mil (.36 mm) thick anode, a 2 mil (0.05 mm) porous polyethylene cell separator 5, 12.5 mil (.32 mm) thick cathode 7 of LiCoO_2 and a 20 mil (.51 mm) thick aluminum cathode current collector 9. The stack was placed into the chromium steel "1225" coin cell can 10 (12 mm in diameter and 2.5 mm stack depth) and 40 μL of 1.0 M electrolyte were added. The can was then compressively sealed with the polypropylene gasket 12 and stainless steel top 14. All cell assembly operations were done in a dry atmosphere. The batteries tested were as follows:

Example 8	1M $\text{LiN}(\text{SO}_2\text{C}_2\text{F}_5)_2$, Example 3, in 1:1 (volume) mixture of ethylene carbonate/dimethyl carbonate
Example 9	1M $\text{LiN}(\text{SO}_2)_2(\text{CF}_2)_3$, Example 6, in 1:1 (volume) mixture of ethylene carbonate/dimethyl carbonate
Comparative Example 4	1M $\text{LiN}(\text{SO}_2\text{CF}_3)_2$ in 1:1 (volume) propylene carbonate/dimethoxy ethane
Comparative Example 5	1M LiSO_3CF_3 in 1:1 (volume) propylene carbonate/dimethoxy ethane
Comparative Example 6	1M LiPF_6 in 1:1 (volume) propylene carbonate/dimethoxy ethane

Each battery was individually loaded into the battery tester and charged at a constant voltage of 4.2V, with a maximum current limitation of 5mA, until the current dropped to 0.1mA (end of charge). Each cell was then discharged under a constant current of 0.8mA until the cell voltage reached 2.75V (end of discharge). After approximately ten charge/discharge cycles each cell was charged under constant voltage of 4.2V with a maximum current limit of 5mA until the current reached 0.1mA. The cells were then discharged under constant current of 0.8mA until the cell voltage reached 3V. The current for each cell was then interrupted (0 current) and the voltage recorded for 30 minutes under zero current conditions to provide a measure of internal cell resistance. Each cell was then charged under a

constant voltage of 4.2V with a maximum current limit of 5mA for a total of 24 hours. The cell was then discharged at a constant current of 0.8mA to 3.0V and a 30 minute current interrupt was applied. After the interrupt the cell is discharged to 2.75V under a constant current of 0.8mA. The procedure was repeated for a
5 minimum of fifty cycles.

The results of these tests are shown in Figure 2 as a plot of battery capacity (mAh) vs. cycle number for each of the batteries tested.

The lines plotted are:

- line A - Example 8 $\text{LiN}(\text{SO}_2\text{C}_2\text{F}_5)_2$
- 10 line B - Comparative Example 6 LiPF_6
- line C - Example 9 $\text{LiN}(\text{SO}_2)_2(\text{CF}_2)_3$
- line D - Comparative Example 4 $\text{LiN}(\text{SO}_2\text{CF}_3)_2$
- line E - Comparative Example 5 LiO_3SCF_3 (lithium triflate)

15 In Figure 2, the smooth portion of each line provides a measure of cell capacity as a function of cycle number under conditions of relatively rapid rate of cell discharge. The occasional spikes in Figure 2 are the result of increased capacity resulting from the application of a current interrupt preceded by a 24 hour charging period. The test procedure demonstrates the effect of a 24 hour charging period (in
20 which corrosion is most likely to occur) on cell capacity before and after the charging period. The cycling data of Figure 2 shows that LiO_3SCF_3 and $\text{LiN}(\text{SO}_2\text{CF}_3)_2$ cause battery capacity to drop precipitously to zero after just one or two cycles. The electrolyte salts of the present invention provide more than fifty cycles with less than a 20% loss in cell capacity. The data further demonstrates that
25 the salts of the present invention provide cycling performance comparable to or exceeding LiPF_6 , a salt commonly employed in commercial lithium-ion batteries.

The inventive batteries with the specified electrolyte salts are unique in that aluminum corrosion is suppressed at high electrochemical potentials (potentials greater than +3.0 Volts vs. Li/Li^+), while at the same time providing very good ionic
30 conductivity and stability (e.g., thermal, electrochemical, and hydrolytic stability).

The batteries of Examples 8 and 9 showed no significant increase in internal cell resistance after the 24 hour potential hold.

As shown in Table I and Figure 2, electrolyte compositions used in the invention are less corrosive than known electrolyte compositions containing other perfluoro-organosulfonyl salts. In some instances, electrolyte compositions used in the invention approach or exceed the performance of inorganic salts such as Li^+PF_6 which are known not to promote corrosion.

Examples 10-14 show the effect of adding electrolyte salts to batteries operated at elevated temperatures. In these Examples the electrochemical cell (described under Test Methods) was filled with 1.0 M lithium bis(perfluoroethylsulfonyl)imide in 1:1 (vol) ethylene carbonate/dimethyl carbonate. The aluminum electrode was polarized for one hour at 4.2V Li/Li^+ , and then the potential was increased in 50mV increments while recording the current density in $\mu\text{A}/\text{cm}^2$. The added electrolyte, concentration, temperature and corresponding Figures for these Examples are shown in Table 3.

TABLE II

Example	Added electrolyte (concentration (mM))	Temperature	Figure
10	None	25°C	3
11	None	60°C	3
12	LiNO_3 (25)	60°C	3, 4, 5
13	LiNO_3 (13)	60°C	3
14	LiNO_3 (6.5)	60°C	3
15	LiNO_3 (3.25)	60°C	3
16	$\text{LiSO}_3\text{CF}_2\text{CF}_2\text{N}(\text{CF}_3)_2$ (100)	60°C	4
17	$\text{LiSO}_3\text{CF}_2\text{CF}_2\text{N}(\text{CF}_3)_2$ (21)	60°C	4
18	LiClO_4 (25)	60°C	5

5 The results of these tests are shown in Figures 3 through 5, which plot current density versus potential (in volts Li/Li⁺). As can be seen in Figure 3, the electrolyte behaves normally at 25°C (Example 10), but current density increases significantly at an increased temperature (60°C), as indicated by Example 11. With the added electrolyte salts in Example 12-18 this increase in current density is suppressed at voltage levels below about 4.8V, as is indicated by the relatively constant current density below this voltage.

What is claimed is:

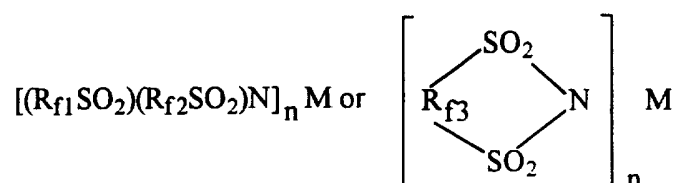
1. A battery comprising:

at least one positive electrode;

at least one negative electrode;

5 at least one aluminum current collector; and

an electrolyte composition comprising a salt disposed in a matrix, said salt having the formula



10 in which R_{f1} and R_{f2} are each independently a straight or branched perfluoroalkyl group of 1 to 12 carbon atoms, a perfluorocycloalkyl group or a perfluorocycloalkyl perfluoroalkyl group of 4-7 ring carbon atoms and 1-4 carbon atoms on the alkyl chain wherein the ring carbon atoms may be optionally substituted by a straight or branched perfluoroalkyl group of 1 to 12 carbon atoms, with R_{f1} and R_{f2} taken
15 together having a total of at least 3 carbon atoms;

R_{f3} is a perfluoroalkylene moiety of 2 to 6 carbon atoms optionally substituted by a straight or branched perfluoroalkyl group of 1 to 12 carbon atoms or a perfluorocycloalkyl group of 4-7 carbon atoms;

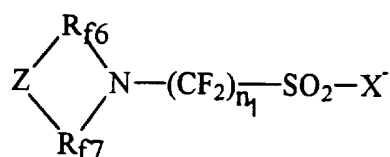
M is a cation with a valence equal to n; and

20 n is an integer of 1 to 4, wherein said battery has a voltage in the fully charged state of greater than 3.0 volts vs. Li/Li^+ .

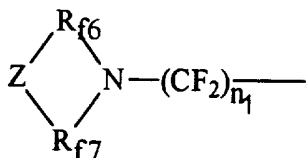
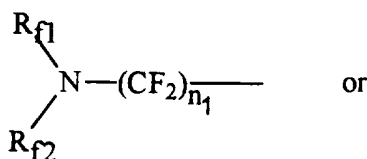
2. The battery of claim 1 wherein M is lithium.

25 3. The battery of claim 1 wherein said salt is lithium bis(perfluoroethanesulfonyl)imide.

4. The battery of claim 1 further comprising a salt selected from the group consisting of alkali metal, alkaline earth metal, rare earth and Group IIB and IIIB metal salts of anions selected from the group consisting of NO_3^- ; BF_4^- ; PF_6^- ; AsF_6^- ; $\text{C}_{10}\text{F}_7^-$; SbF_6^- ; R_fSO_3^- in which R_f is a perfluoroalkyl group having between 2 and 12 carbon atoms, inclusive, bis-(perfluoromethylsulfonyl)imide;
- 5 $\text{R}_{f1}\text{R}_{f2}\text{N}-(\text{CF}_2)_{n1}-\text{SO}_2-\text{X}^-$;



- in which X^- is $-\text{O}^-$, $-\text{N}^-\text{SO}_2\text{R}_{f3}$, or $(\text{R}_{f5}\text{SO}_2)-\overset{\text{R}_{f8}}{\underset{|}{\text{C}}}-(\text{SO}_2\text{R}_{f4})$; Z is $-\text{CF}_2-$, $-\text{O}-$, $-\text{NR}_{f8}$, or $-\text{SF}_4-$; R_{f1} and R_{f2} , independently, are $-\text{CF}_3$, $-\text{C}_m\text{F}_{2m+1}$, or $-(\text{CF}_2)_q-\text{SO}_2-\text{XM}^+$; R_{f3} , R_{f4} , and R_{f5} , independently, are $-\text{CF}_3$, $-\text{C}_m\text{F}_{2m+1}$, $-(\text{CF}_2)_q-\text{SO}_2-\text{XM}^+$,
- 10



- 15 R_{f8} is $-\text{CF}_3$, $-\text{C}_m\text{F}_{2m+1}$, or $-(\text{CF}_2)_q-\text{SO}_2-\text{XM}^+$; R_{f6} and R_{f7} , independently, are perfluoroalkylene moieties having the formula $-\text{C}_r\text{F}_{2r}-$; n_1 is 1-4; r is 1-4; m is 1-12; and q is 1-4; bis-perfluoroalkylsulfonyl methide anions having the formula $\text{R}_f-\text{SO}_2-\text{C}^-(\text{R})-\text{SO}_2-\text{R}_f'$ in which R_f and R_f' , independently, are perfluoroalkyl groups having between 1 and 12 carbon atoms, inclusive, and R is H, Br, Cl, I, an alkyl group
- 20 having between 1 and 20 carbon atoms, inclusive, aryl, or alkylaryl; and a tris-(perfluoroalkylsulfonyl)methide anion of the formula $-\text{C}(\text{SO}_2\text{R}_f)(\text{SO}_2\text{R}_f')(\text{SO}_2\text{R}_f'')$

in which R_f , R_f' , and R_f'' , independently, are perfluoroalkyl groups having between 1 and 12 carbon atoms, inclusive.

5

5. The battery of claim 1, further comprising LiNO_3 .

6. The battery of claim 1, wherein the battery is rechargeable.

7. The battery of claim 6, wherein the battery has a cycle life greater than 50 cycles.

10

1 / 5

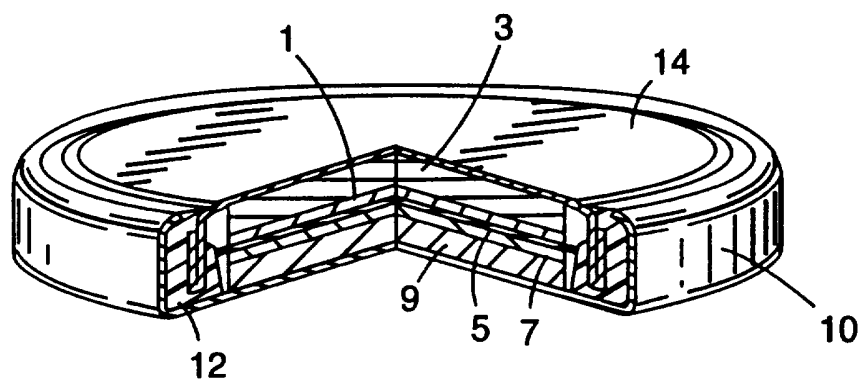


Fig.1

2 / 5

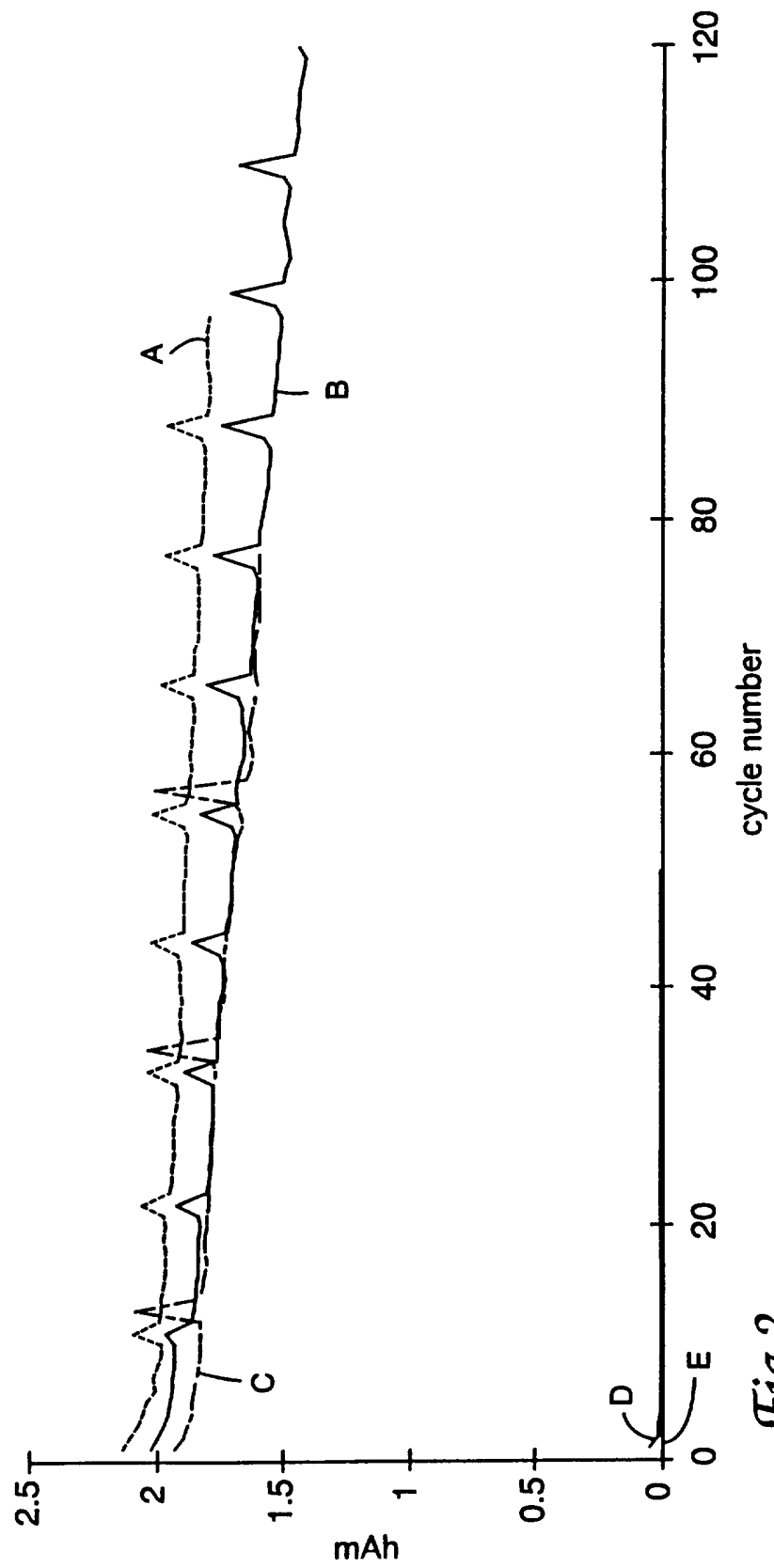


Fig.2

3 / 5

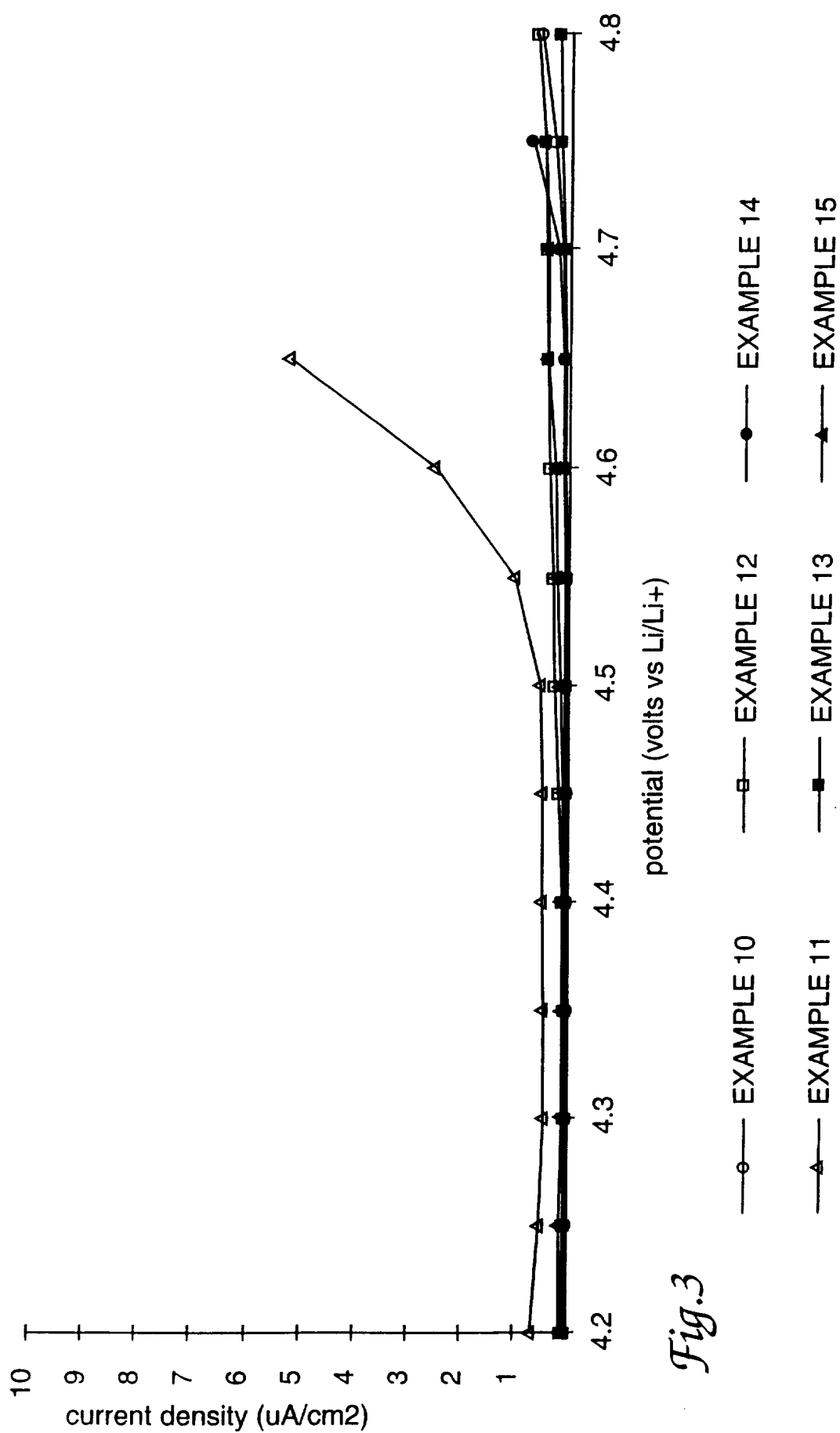


Fig.3

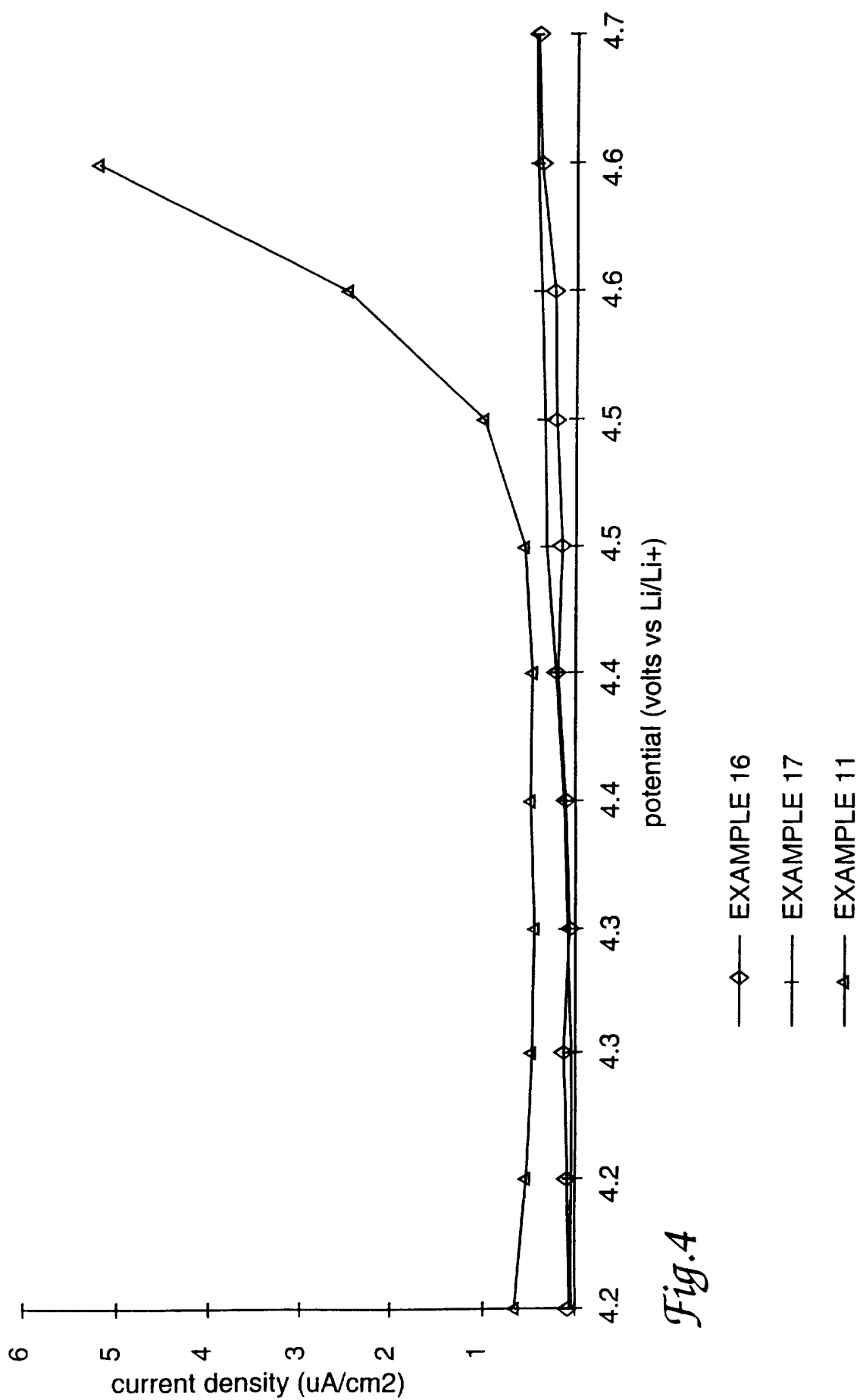
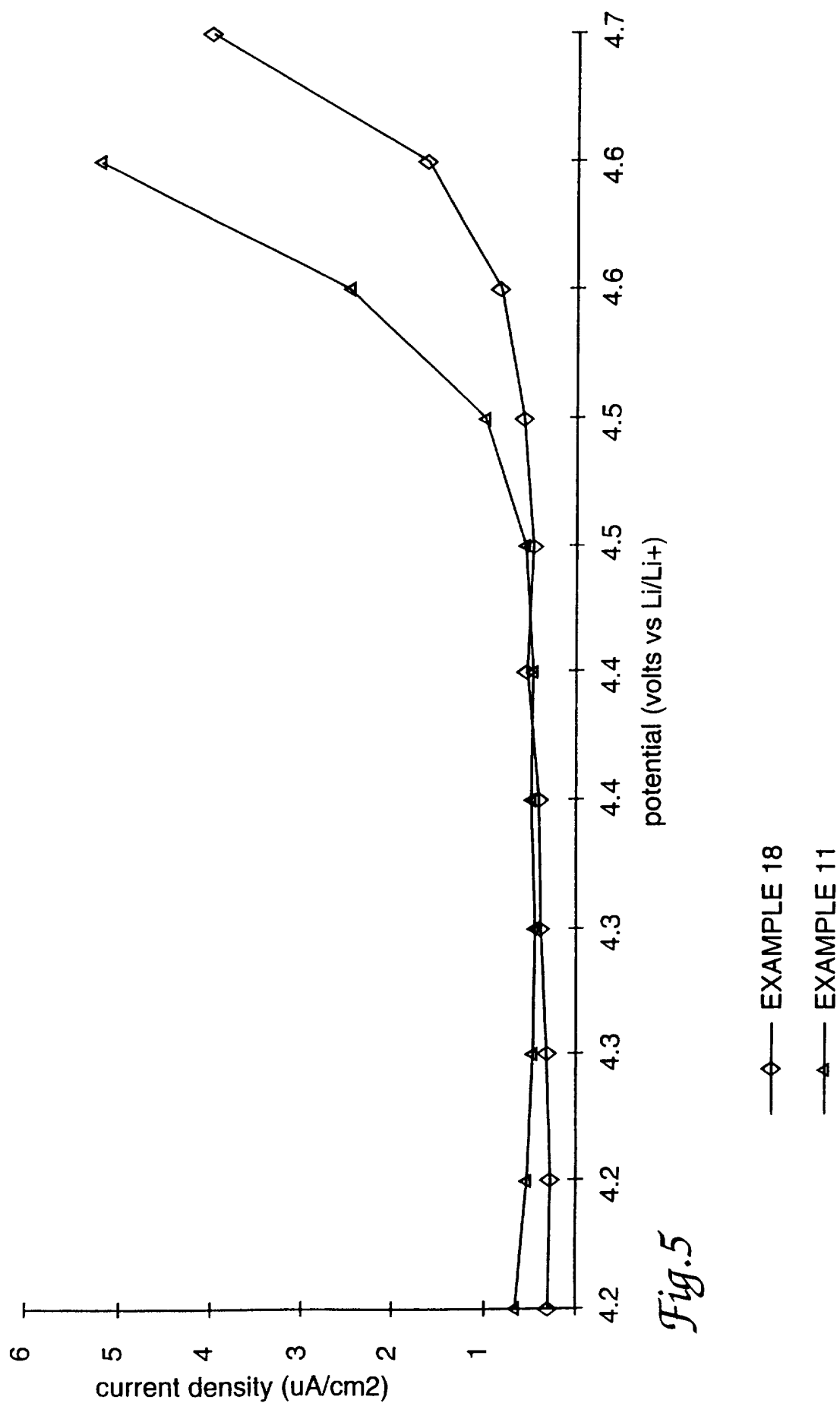


Fig.4



INTERNATIONAL SEARCH REPORT

International Application No
PCT/US 96/13145

A. CLASSIFICATION OF SUBJECT MATTER
IPC 6 H01M10/40

According to International Patent Classification (IPC) or to both national classification and IPC

B. FIELDS SEARCHED

Minimum documentation searched (classification system followed by classification symbols)

IPC 6 H01M

Documentation searched other than minimum documentation to the extent that such documents are included in the fields searched

Electronic data base consulted during the international search (name of data base and, where practical, search terms used)

C. DOCUMENTS CONSIDERED TO BE RELEVANT

Category *	Citation of document, with indication, where appropriate, of the relevant passages	Relevant to claim No.
Y	FR,A,2 606 217 (ELF AQUITAINE) 6 May 1988 see claims 1,3 ---	1,2,6
Y	EP,A,0 589 229 (HITACHI MAXELL) 30 March 1994 see page 2, line 43 - page 4, line 37; claims 1,2,5,8-10 ---	1,2,6
X	WO,A,90 11999 (CENTRE NAT RECH SCIENT ;HYDRO QUEBEC (CA)) 18 October 1990 see page 5; example 2 see page 8; claims 1-7; example 7 ---	1,2
X	EP,A,0 585 162 (CENTRE NATIONAL DE LA RECHERCHE SCIENTIFIQUE) 2 March 1994 see page 5, line 25-32; claims 19-26 --- -/--	1

☒ Further documents are listed in the continuation of box C.

☒ Patent family members are listed in annex.

* Special categories of cited documents :

- "A" document defining the general state of the art which is not considered to be of particular relevance
- "E" earlier document but published on or after the international filing date
- "L" document which may throw doubts on priority claim(s) or which is cited to establish the publication date of another citation or other special reason (as specified)
- "O" document referring to an oral disclosure, use, exhibition or other means
- "P" document published prior to the international filing date but later than the priority date claimed

"T" later document published after the international filing date or priority date and not in conflict with the application but cited to understand the principle or theory underlying the invention

"X" document of particular relevance; the claimed invention cannot be considered novel or cannot be considered to involve an inventive step when the document is taken alone

"Y" document of particular relevance; the claimed invention cannot be considered to involve an inventive step when the document is combined with one or more other such documents, such combination being obvious to a person skilled in the art.

"&" document member of the same patent family

Date of the actual completion of the international search

27 November 1996

Date of mailing of the international search report

04. 12. 96

Name and mailing address of the ISA

European Patent Office, P.B. 5818 Patentlaan 2
NL - 2280 HV Rijswijk
Tel. (+ 31-70) 340-2040, Tx. 31 651 epo nl,
Fax: (+ 31-70) 340-3016

Authorized officer

De Vos, L

INTERNATIONAL SEARCH REPORT

International Application No

PCT/US 96/13145

C.(Continuation) DOCUMENTS CONSIDERED TO BE RELEVANT

Category *	Citation of document, with indication, where appropriate, of the relevant passages	Relevant to claim No.
X	EP,A,0 646 979 (DAIKIN IND LTD) 5 April 1995 see page 3, line 50 - page 6, line 10 ---	1
X	JOURNAL OF THE ELECTROCHEMICAL SOCIETY, vol. 138, no. 9, 1 September 1991, pages 2586-2590, XP000323776 WEBBER A: "CONDUCTIVITY AND VISCOSITY OF SOLUTIONS OF LiCF ₃ SO ₃ , Li(CF ₃ SO ₂) ₂ N, AND THEIR MIXTURES" see page 2589, column 2, paragraph 2 - page 2590, column 1, paragraph 1 ---	1
A	EP,A,0 671 386 (CENTRE NATIONAL DE LA RECHERCHE SCIENTIFIQUE) 13 September 1995 see claims 1-16 ---	4
A	EXTENDED ABSTRACTS, vol. 93/1, 1 January 1993, page 115/116 XP000421696 KITA F ET AL: "ON THE NEW FLUORINATED ORGANIC LITHIUM SALTS FOR LITHIUM BATTERIES" see page 115, column 1 ---	1,2
A	EP,A,0 486 704 (HITACHI MAXELL) 27 May 1992 see claims 1,13 ---	1,2
A	EP,A,0 096 629 (ANVAR) 21 December 1983 cited in the application see claims 1-3,5,7 -----	1-3

INTERNATIONAL SEARCH REPORT

Information on patent family members

International Application No

PCT/US 96/13145

Patent document cited in search report	Publication date	Patent family member(s)	Publication date
FR-A-2606217	06-05-88	AT-T- 128271	15-10-95
		CA-A- 1330226	14-06-94
		DE-D- 3751532	26-10-95
		DE-T- 3751532	14-03-96
		EP-A- 0290511	17-11-88
		WO-A- 8803331	05-05-88
		JP-B- 7060688	28-06-95
		JP-T- 1501822	22-06-89
		US-A- 5021308	04-06-91
		US-A- 5162177	10-11-92
		US-A- 5260145	09-11-93
EP-A-0589229	30-03-94	JP-A- 6215775	05-08-94
		US-A- 5352547	04-10-94
WO-A-9011999	18-10-90	FR-A- 2645533	12-10-90
		CA-A- 2030809	07-10-90
		DE-D- 69003063	07-10-93
		DE-T- 69003063	17-03-94
		EP-A- 0419647	03-04-91
		ES-T- 2044587	01-01-94
		JP-T- 4501118	27-02-92
		US-A- 5072040	10-12-91
EP-A-585162	02-03-94	FR-A- 2694758	18-02-94
		CA-A- 2103956	15-02-94
		JP-A- 6256673	13-09-94
		US-A- 5393847	28-02-95
		US-A- 5521019	28-05-96
EP-A-0646979	05-04-95	JP-A- 7006756	10-01-95
		JP-A- 7296820	10-11-95
		US-A- 5573868	12-11-96
		CA-A- 2138766	27-10-94
		CN-A- 1107646	30-08-95
		WO-A- 9424712	27-10-94
EP-A-671386	13-09-95	CA-A- 2144133	10-09-95
		JP-A- 8143531	04-06-96

INTERNATIONAL SEARCH REPORT

Information on patent family members

Inter: International Application No

PCT/US 96/13145

Patent document cited in search report	Publication date	Patent family member(s)	Publication date
EP-A-0486704	27-05-92	JP-A- 4047677	17-02-92
		JP-A- 4101357	02-04-92
		WO-A- 9120104	26-12-91
		US-A- 5437944	01-08-95

EP-A-0096629	21-12-83	FR-A- 2527602	02-12-83
		AU-B- 557634	24-12-86
		AU-A- 1525283	08-12-83
		CA-A- 1197286	26-11-85
		HK-A- 13891	08-03-91
		JP-C- 1707299	27-10-92
		JP-A- 2056805	26-02-90
		JP-B- 3077601	11-12-91
		JP-A- 2037673	07-02-90
		JP-B- 6038346	18-05-94
		JP-B- 1038781	16-08-89
		JP-C- 1553373	04-04-90
		JP-A- 58225045	27-12-83
		OA-A- 7447	31-12-84
		US-A- 4505997	19-03-85
