

(No Model.)

G. A. BISLER.

APPARATUS FOR PLAYING DUPLICATE WHIST.

No. 525,941.

Patented Sept. 11, 1894.

Fig. 1.

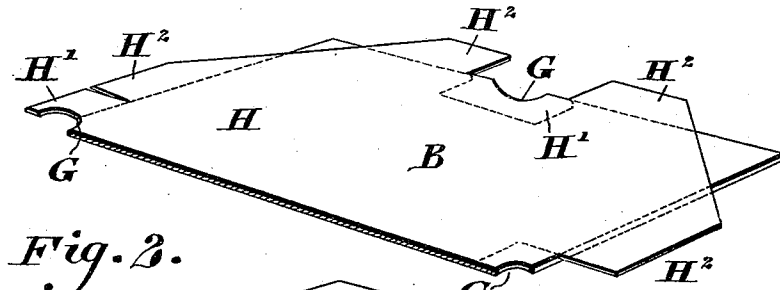
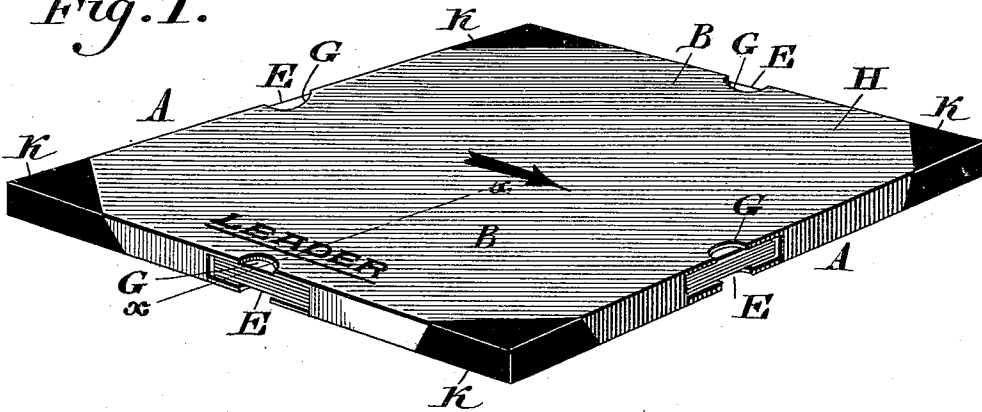


Fig. 2.

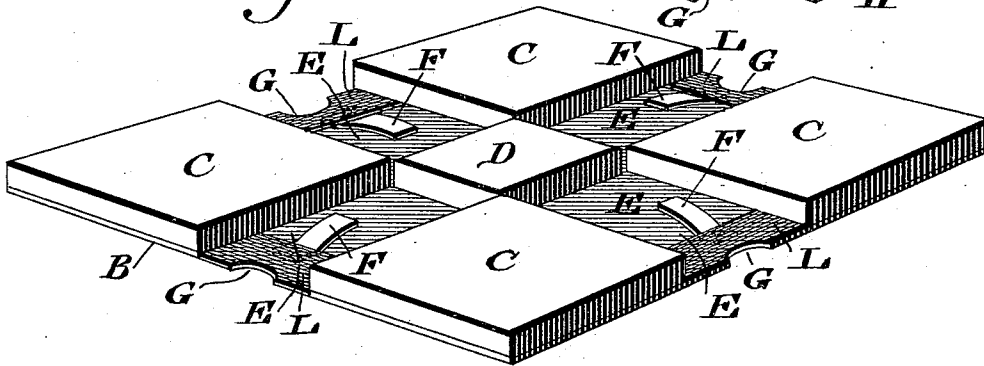
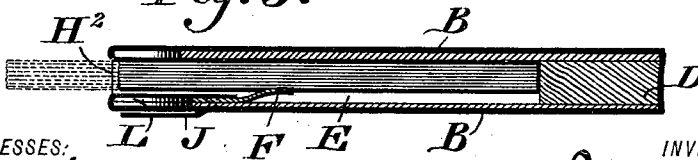


Fig. 3.



WITNESSES:

O. F. Chagles.
L. Douville.

INVENTOR

Gustav A. Bisler

BY

John A. Fiedersheim

ATTORNEY.

UNITED STATES PATENT OFFICE.

GUSTAV A. BISLER, OF PHILADELPHIA, PENNSYLVANIA.

APPARATUS FOR PLAYING DUPLICATE WHIST.

SPECIFICATION forming part of Letters Patent No. 525,941, dated September 11, 1894.

Application filed December 30, 1893. Serial No. 495,162. (No model.)

To all whom it may concern:

Be it known that I, GUSTAV A. BISLER, a citizen of the United States, residing in the city and county of Philadelphia, State of Pennsylvania, have invented a new and useful Improvement in Apparatus for Playing Duplicate Whist, which improvement is fully set forth in the following specification and accompanying drawings.

My invention consists of an apparatus for playing duplicate whist, embodying the novel construction of the tray thereof and novel means for holding the cards in position therein, as will be hereinafter set forth.

Figure 1 represents a perspective view of an apparatus for playing duplicate whist embodying my invention. Fig. 2 represents a perspective view showing the parts separated, one half of one of the plates with half of the covering sheet being shown. Fig. 3 represents a section of a portion on line *x, x*, Fig. 1, on an enlarged scale.

Similar letters of reference indicate corresponding parts in the several figures.

Referring to the drawings: A designates a tray for playing the game of duplicate whist, the same consisting of the outer plates B, B, of card-board, paste-board, &c., and the interposed blocks C and D, of wood or other suitable material. The blocks C occupy the corners of the plates B, and the block D is centrally thereon, thus forming the card-receiving pockets E, which are open in front and have their sides and rear produced by the blocks C and D, owing to the central position of the block D, whose corners are adjacent to the inner corners of the several corner blocks C, as most clearly shown in Fig. 2.

Within the pockets there are secured the springs F, which occupy portions of the pockets, so that when the cards are introduced into the latter they bear against said springs so that pressure is exerted on the cards to firmly retain the same in position. The sides of the plates A, at the pockets E, are cut away forming finger spaces G, whereby the cards may be readily grasped and withdrawn in which case the power of the springs is overcome. In order to secure the plates to each other the facing piece or sheet H of paper, cloth or other material is somewhat larger

than said plates, and its edges are cut, forming the laps H', H². The laps H' are turned under the portion of the plates about the finger spaces G, and pasted or gummed thereto. The laps H² are turned over the blocks C, and the outside of the opposite plate, and pasted or gummed to the latter. Then a facing piece J of paper, cloth, &c., is pasted or gummed over the latter plate and covers the ends of the laps H² thereon, and also the portions of the corner pieces K on said plate, thus holding the laps in position and providing a superior finish for the tray, each face of the latter being comparatively flat.

In order to reinforce the front ends of the bottoms of the pockets E, there are secured to said bottoms the strips L, which stiffen said bottoms and have the cards ride upon them in their motions, while being inserted in the pockets and removed therefrom. The blocks C, D, and attached plate or plates may be molded or cast in suitable material or formed of separate parts properly connected as desired.

Having thus described my invention, what I claim as new, and desire to secure by Letters Patent, is—

1. An apparatus for playing duplicate whist, consisting of a tray composed of plates with intervening corner and central blocks forming pockets closed on their sides and inner ends, and open at the outer edge of the tray, substantially as described.

2. A tray for the purpose set forth consisting of the plates B, B, having the recesses G in their sides, the intervening blocks C and D forming the pockets E closed at their sides and inner ends, and the springs F in said pockets, said parts being combined substantially as described.

3. A tray for the purpose named consisting of two plates having recesses in their sides, blocks between said plates forming pockets closed at their sides and inner ends, and open at their outer ends and an attaching sheet for said plates, said sheet being attached to one plate and having flaps turned under the portion of the plate at the finger portions thereof, and flaps turned over the said blocks and secured to the other plate said parts being combined substantially as described.

4. A tray for the purpose named consisting
of a tray having pockets therein closed at
their sides and inner ends, and open at the
outer edges of the tray, springs in said pock-
5 ets for holding cards therein, an attaching
sheet for said plates, and corner pieces on
said plates, said plates having recesses in

their edges, and said parts being combined so
substantially as described.

GUSTAV A. BISLER.

Witnesses:

JOHN A. WIEDERSHEIM,
A. P. JENNINGS.