



US00D593286S

(12) **United States Design Patent**
Del Biondi et al.

(10) **Patent No.:** **US D593,286 S**

(45) **Date of Patent:** **** Jun. 2, 2009**

(54) **FOOTWEAR**

(75) Inventors: **Stefano Del Biondi**, Noventa Padovana (IT); **Alessio Zagallo**, Rosara di Codevigo (IT)

(73) Assignee: **Crocs, Inc.**, Niwot, CO (US)

(**) Term: **14 Years**

(21) Appl. No.: **29/282,763**

(22) Filed: **Jul. 27, 2007**

(51) **LOC (9) Cl.** **02-04**

(52) **U.S. Cl.** **D2/916**

(58) **Field of Classification Search** D2/896,
D2/897, 900, 916-919, 923, 925-932, 939,
D2/940, 943, 969, 971-974; 36/83, 84, 88,
36/90, 112, 3 A, 3 B, 7.5, 7.6, 11.5

See application file for complete search history.

(56) **References Cited**

U.S. PATENT DOCUMENTS

D147,311 S *	8/1947	Veach	D2/900
D346,271 S *	4/1994	McDonald	D2/969
D368,798 S *	4/1996	Tong	D2/969
D379,866 S *	6/1997	Jenkins	D2/969
D384,494 S *	10/1997	Clancy	D2/916
D385,094 S *	10/1997	Hardigan	D2/969
D405,949 S *	2/1999	Bathum	D2/970
D416,128 S *	11/1999	Kelchak	D2/969
6,052,920 A *	4/2000	Bathum	36/11.5
D448,549 S *	10/2001	Duclos	D2/969

D452,367 S *	12/2001	Rogers et al.	D2/969
D474,592 S *	5/2003	Fogg	D2/973
D486,627 S *	2/2004	Rogers et al.	D2/969
D487,620 S *	3/2004	Robbins	D2/969
D563,658 S *	3/2008	St-Louis et al.	D2/969
D563,662 S *	3/2008	St-Louis et al.	D2/972
D566,954 S *	4/2008	St-Louis et al.	D2/969
2006/0288610 A1 *	12/2006	Laska et al.	36/11.5

* cited by examiner

Primary Examiner—Stella M Reid

Assistant Examiner—Keli L Hill

(74) *Attorney, Agent, or Firm*—Faegre & Benson, LLP

(57) **CLAIM**

The ornamental design for footwear, as shown and described.

DESCRIPTION

FIG. 1 is a front side perspective view of footwear, embodying our new design.

FIG. 2 is a top plan view thereof.

FIG. 3 is a bottom plan view thereof.

FIG. 4 is an inner side elevation view thereof.

FIG. 5 is an outer side elevation view thereof.

FIG. 6 is a front elevation view thereof; and,

FIG. 7 is a back elevation view thereof.

The portions of the footwear shown in broken lines form no part of the claimed design.

1 Claim, 7 Drawing Sheets





FIG. 1

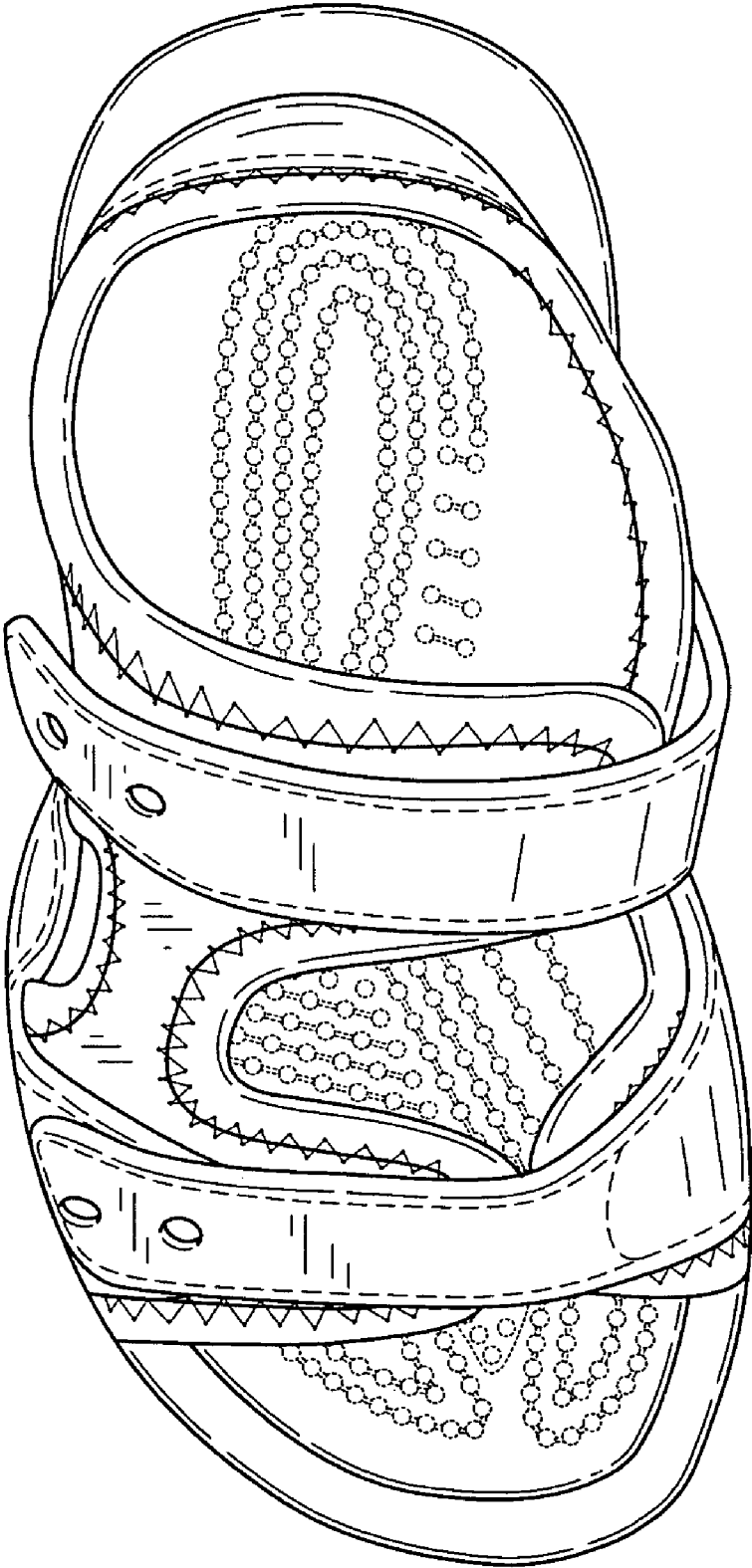


FIG.2

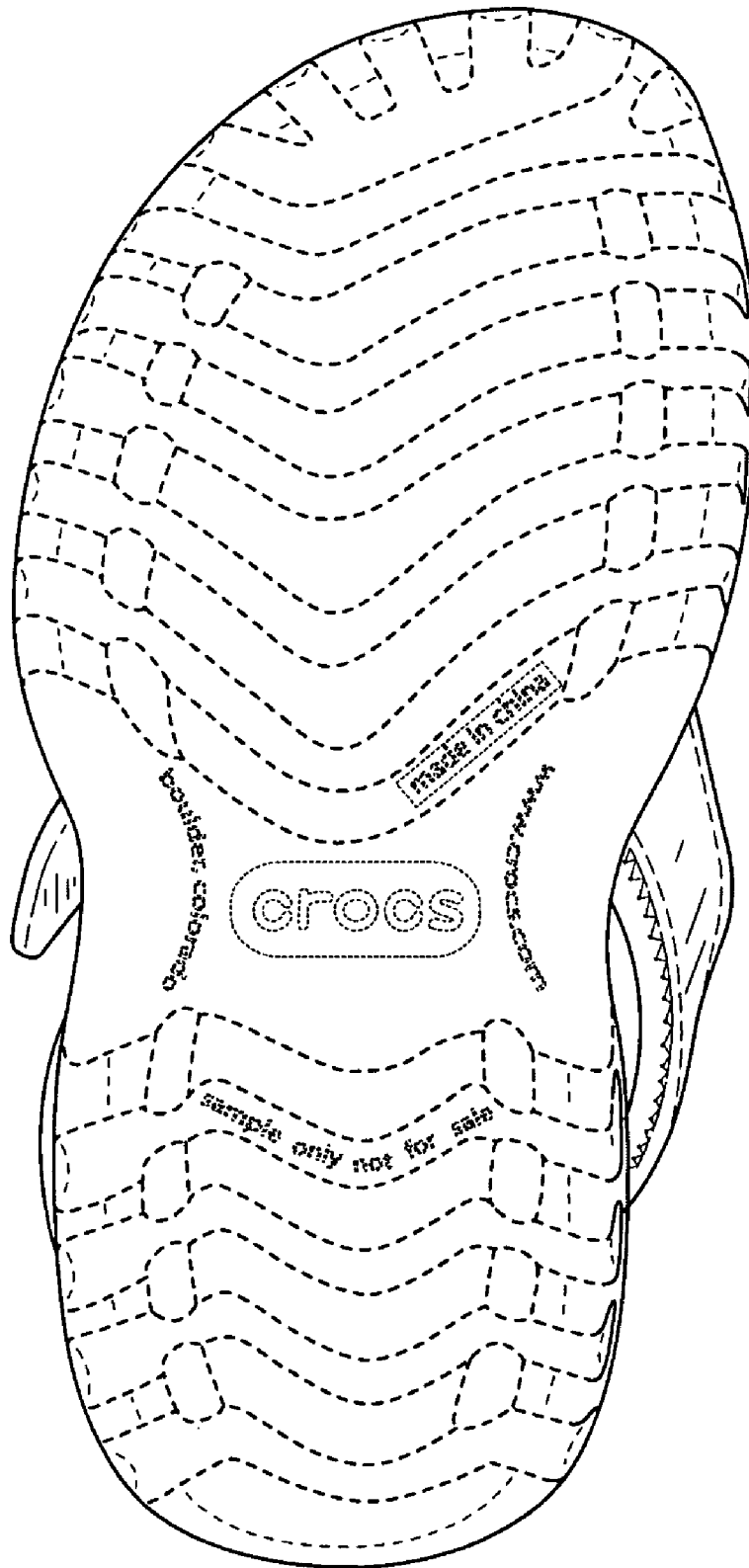


FIG.3

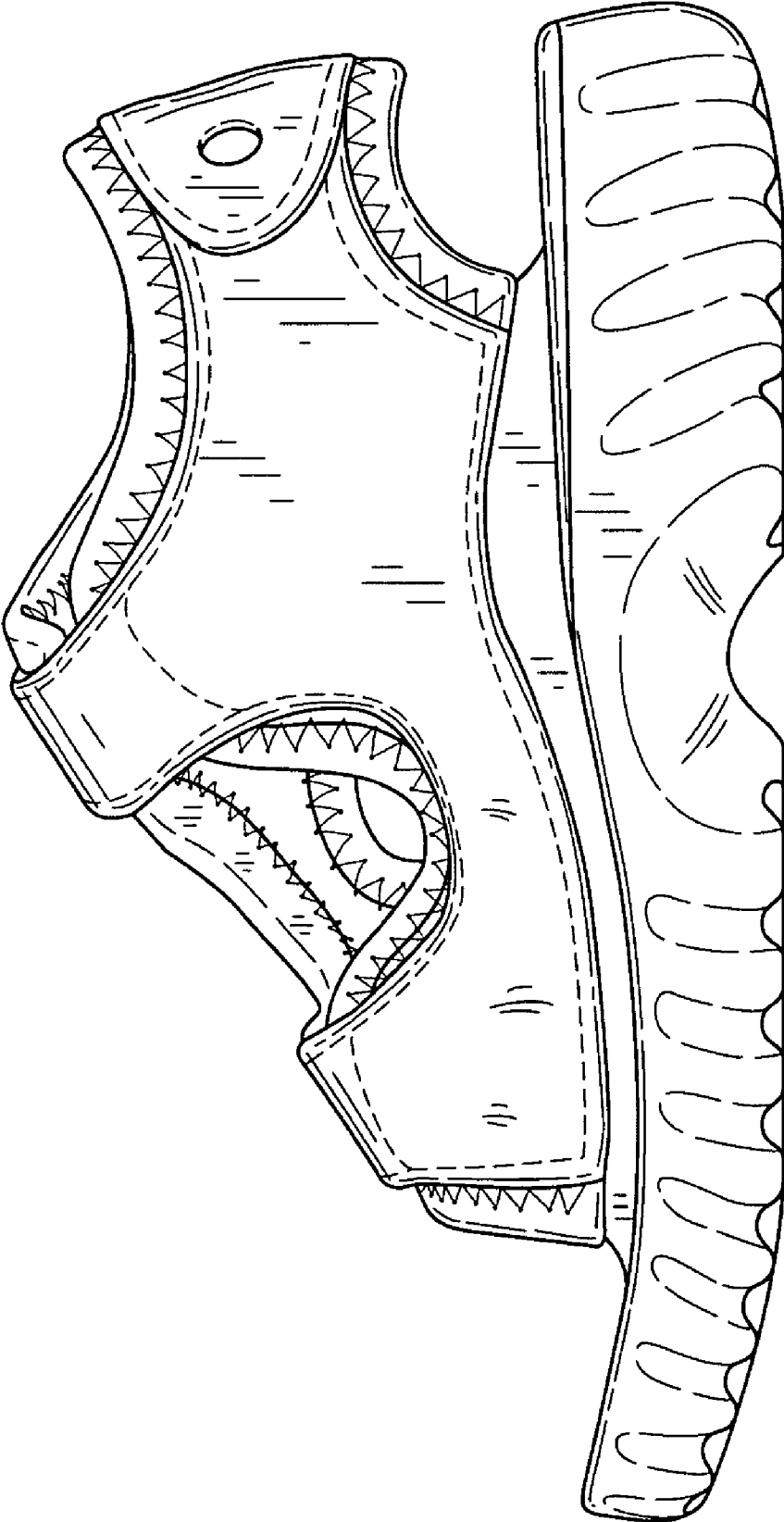


FIG.4

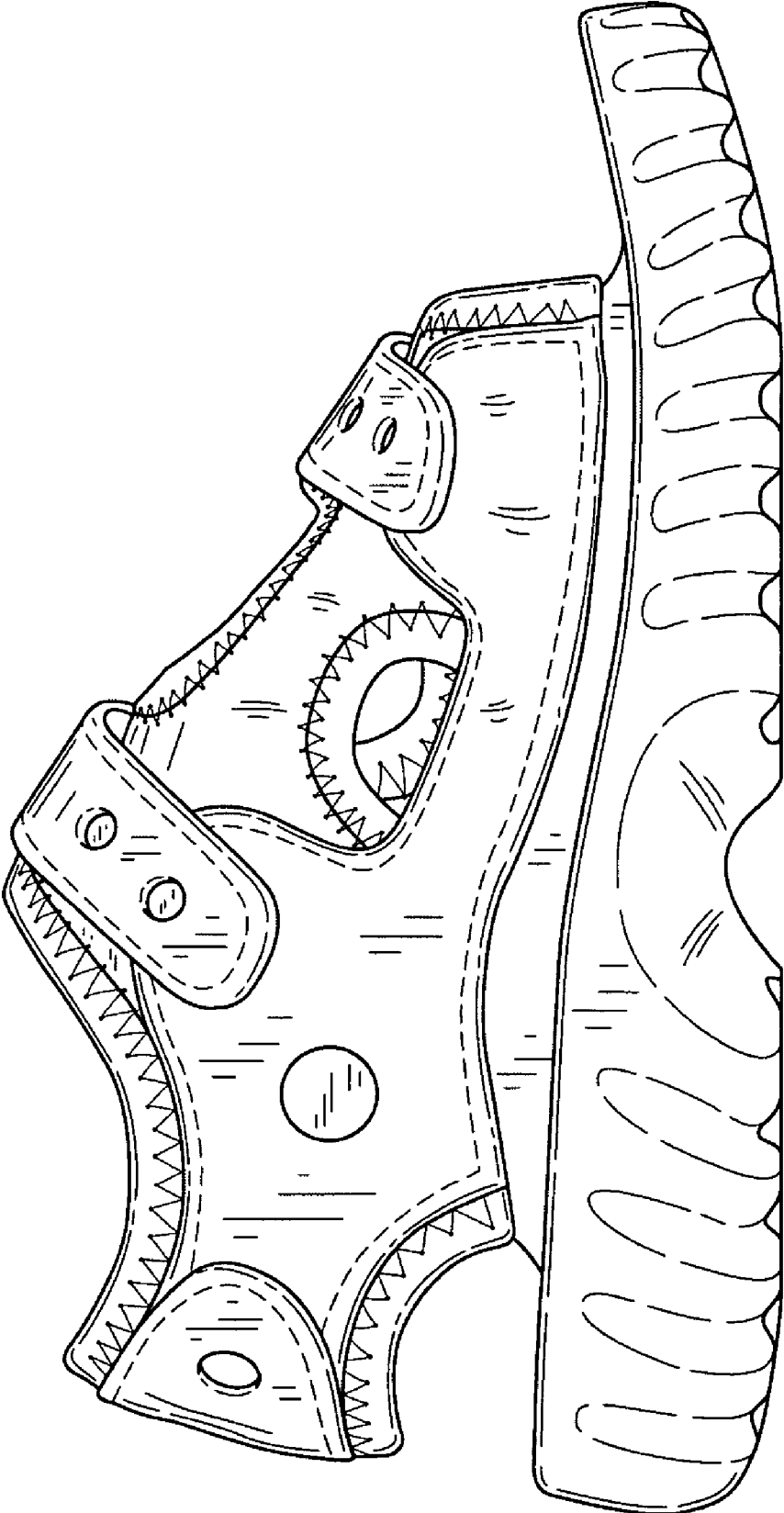


FIG.5

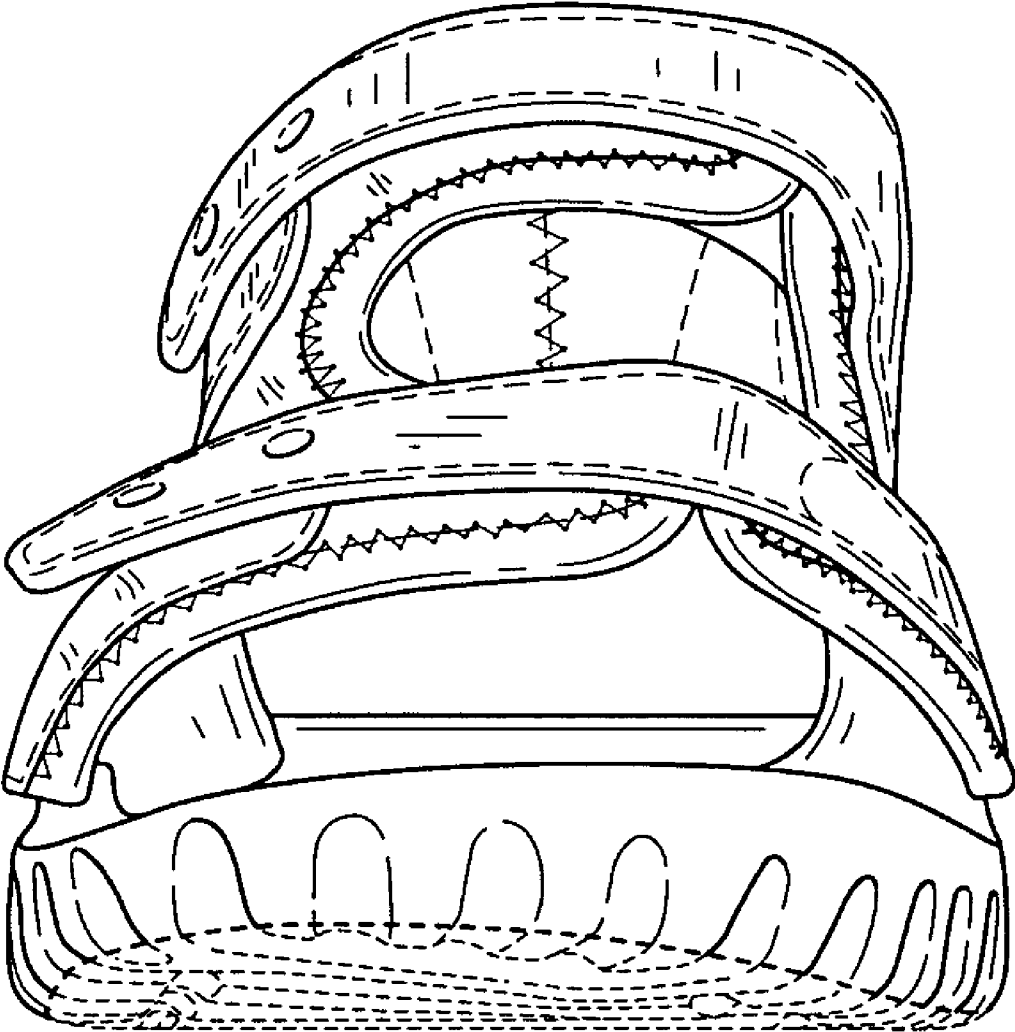


FIG.6




FIG. 7