

(12) INTERNATIONAL APPLICATION PUBLISHED UNDER THE PATENT COOPERATION TREATY (PCT)

(19) World Intellectual Property Organization
International Bureau



(43) International Publication Date
3 April 2003 (03.04.2003)

PCT

(10) International Publication Number
WO 03/026644 A1

(51) International Patent Classification⁷: **A61K 31/397**,
45/06, C07D 205/08, A61P 9/00

(21) International Application Number: PCT/US02/29756

(22) International Filing Date:
19 September 2002 (19.09.2002)

(25) Filing Language: English

(26) Publication Language: English

(30) Priority Data:
60/323,937 21 September 2001 (21.09.2001) US

(81) Designated States (*national*): AE, AG, AL, AM, AT, AU, AZ, BA, BB, BG, BR, BY, BZ, CA, CH, CN, CO, CR, CZ, DE, DK, DM, DZ, EC, EE, ES, FI, GB, GD, GE, HR, HU, ID, IL, IN, IS, JP, KG, KR, KZ, LC, LK, LR, LT, LU, LV, MA, MD, MG, MK, MN, MX, MZ, NO, NZ, PH, PL, PT, RO, RU, SE, SG, SI, SK, SL, TJ, TM, TN, TR, TT, TZ, UA, UZ, VC, VN, YU, ZA, ZM.

(84) Designated States (*regional*): ARIPO patent (GH, GM, KE, LS, MW, MZ, SD, SL, SZ, TZ, UG, ZM, ZW), Eurasian patent (AM, AZ, BY, KG, KZ, MD, RU, TJ, TM), European patent (AT, BE, BG, CH, CY, CZ, DE, DK, EE, ES, FI, FR, GB, GR, IE, IT, LU, MC, NL, PT, SE, SK, TR), OAPI patent (BF, BJ, CF, CG, CI, CM, GA, GN, GQ, GW, ML, MR, NE, SN, TD, TG).

(71) Applicant: **SCHERING CORPORATION** [US/US];
2000 Galloping Hill Road, Kenilworth, NJ 07033-0530 (US).

Declaration under Rule 4.17:

— *as to the applicant's entitlement to claim the priority of the earlier application (Rule 4.17(iii)) for all designations*

(72) Inventor: **DAVIS, Harry, R.**; 64 River Bend Road, Berkeley Heights, NJ 07922 (US).

Published:

— *with international search report*

(74) Agent: **CANNONI, Ann, Marie**; Schering-Plough Corporation, Patent Department, K-6-1 1990, 2000 Galloping Hill Road, Kenilworth, NJ 07033-0530 (US).

For two-letter codes and other abbreviations, refer to the "Guidance Notes on Codes and Abbreviations" appearing at the beginning of each regular issue of the PCT Gazette.

(54) Title: METHODS FOR TREATING OR PREVENTING VASCULAR INFLAMMATION USING STEROL ABSORPTION INHIBITOR(S)

(57) Abstract: The present invention provides methods for treating or preventing vascular inflammation or for reducing blood levels of c-reactive protein by administering at least one sterol absorption inhibitor and/or at least one 5-stanol absorption inhibitor.



WO 03/026644 A1

**METHODS FOR TREATING OR PREVENTING VASCULAR INFLAMMATION
USING STEROL ABSORPTION INHIBITOR(S)**

CROSS-REFERENCE TO RELATED APPLICATIONS

This application claims the benefit of priority from U.S. Provisional Patent Application Serial No. 60/323,937, filed September 21, 2001, and is a continuation-in-part of U.S. Patent Application Serial No. 10/166,942, filed June 11, 2002, each incorporated herein by reference.

FIELD OF THE INVENTION

The present invention relates to methods for treating or preventing vascular inflammation in a subject comprising administering to the subject a composition comprising at least one sterol absorption inhibitor and/or 5 α -stanol absorption inhibitor.

BACKGROUND OF THE INVENTION

Vascular inflammation is an etiological event that often precedes the development and the continual process of atherosclerotic coronary heart disease. Vascular inflammation, beginning with an injury or change in the endothelial wall of the artery, may cause an alteration in the intimal layer that increases platelet adhesion to the endothelium.

Vascular stimuli to mammals, such as cellular injury or inflammation, may lead to the production of various proteins, commonly called acute response proteins, in the body. One particular type of acute phase protein is c-reactive protein (CRP). Manufactured in the liver and deposited in damaged tissue, CRP is found in high levels in inflammatory fluids and in both the intimal layer of the atherosclerotic artery and within the lesions of atherosclerotic plaque.

Studies have shown a positive association between CRP and coronary artery disease. For example, in a survey of 388 British men aged 50-69, the prevalence of coronary artery disease increased 1.5 fold for each doubling of CRP level (Mendall MA, Patel P, Ballam L, et al., "C-reactive protein and its relation to cardiovascular risk factor: A population based cross sectional study", *BMJ*. 1996;312:1061-1065.).

Multiple prospective studies have also demonstrated that baseline CRP is a good marker of future cardiovascular events (Riker P, Haughie P. Prospective studies of C-

- 2 -

reactive protein as a risk factor for cardiovascular disease. *J Investig Med.* 1998;46:391-395.).

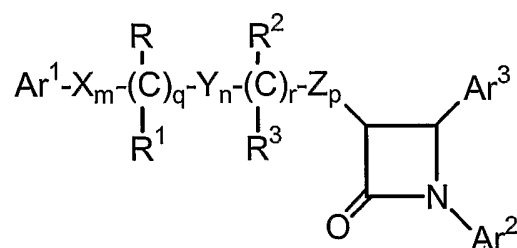
Thus, there is a need in the art for compositions and treatments for preventing or treating vascular inflammation. Furthermore, there is a need in the art for reducing or treating c-reactive protein in vascular systems.

SUMMARY OF THE INVENTION

One embodiment of the present invention provides a method for treating or preventing vascular inflammation or for reducing c-reactive protein levels comprising the step of administering at least one sterol absorption inhibitor, at least one 5 α -stanol absorption inhibitor or mixtures thereof to a subject in need of such administration.

Another embodiment of the present invention provides a method for treating or preventing vascular inflammation in a subject comprising the step of administering at least one sterol absorption inhibitor, at least one 5 α -stanol absorption inhibitor or mixtures thereof to a subject having a level of c-reactive protein which indicates the presence vascular inflammation or the potential for vascular inflammation.

In another embodiment, the present invention provides a method for treating or preventing vascular inflammation or for reducing c-reactive protein comprising the step of administering to a subject at least one sterol absorption inhibitor selected from the group of compounds represented by Formula (I):



(I)

or a pharmaceutically acceptable salt thereof or a solvate thereof, wherein:

Ar^1 and Ar^2 are independently selected from the group consisting of aryl and R^4 -substituted aryl;

Ar^3 is aryl or R^5 -substituted aryl;

X, Y and Z are independently selected from the group consisting of

- 3 -

-CH₂-, -CH(lower alkyl)- and -C(dilower alkyl)-;

R and R² are independently selected from the group consisting of -OR⁶, -O(CO)R⁶, -O(CO)OR⁹ and -O(CO)NR⁶R⁷;

R¹ and R³ are independently selected from the group consisting of hydrogen,
5 lower alkyl and aryl;

q is 0 or 1;

r is 0 or 1;

m, n and p are independently selected from 0, 1, 2, 3 or 4; provided that at least one of q and r is 1, and the sum of m, n, p, q and r is 1, 2, 3, 4, 5 or 6; and
10 provided that when p is 0 and r is 1, the sum of m, q and n is 1, 2, 3, 4 or 5;

R⁴ is 1-5 substituents independently selected from the group consisting of lower alkyl, -OR⁶, -O(CO)R⁶, -O(CO)OR⁹, -O(CH₂)₁₋₅OR⁶, -O(CO)NR⁶R⁷, -NR⁶R⁷, -NR⁶(CO)R⁷, -NR⁶(CO)OR⁹, -NR⁶(CO)NR⁷R⁸, -NR⁶SO₂R⁹, -COOR⁶, -CONR⁶R⁷, -COR⁶, -SO₂NR⁶R⁷, S(O)₀₋₂R⁹, -O(CH₂)₁₋₁₀-COOR⁶,
15 -O(CH₂)₁₋₁₀CONR⁶R⁷, -(lower alkylene)COOR⁶, -CH=CH-COOR⁶, -CF₃, -CN, -NO₂ and halogen;

R⁵ is 1-5 substituents independently selected from the group consisting of -OR⁶, -O(CO)R⁶, -O(CO)OR⁹, -O(CH₂)₁₋₅OR⁶, -O(CO)NR⁶R⁷, -NR⁶R⁷, -NR⁶(CO)R⁷, -NR⁶(CO)OR⁹, -NR⁶(CO)NR⁷R⁸, -NR⁶SO₂R⁹, -COOR⁶, -CONR⁶R⁷,
20 -COR⁶, -SO₂NR⁶R⁷, S(O)₀₋₂R⁹, -O(CH₂)₁₋₁₀-COOR⁶, -O(CH₂)₁₋₁₀CONR⁶R⁷, -(lower alkylene)COOR⁶ and -CH=CH-COOR⁶;

R⁶, R⁷ and R⁸ are independently selected from the group consisting of hydrogen, lower alkyl, aryl and aryl-substituted lower alkyl; and

R⁹ is lower alkyl, aryl or aryl-substituted lower alkyl.

25 Other than in the operating examples, or where otherwise indicated, all numbers expressing quantities of ingredients, reaction conditions, and so forth used in the specification and claims are to be understood as being modified in all instances by the term "about".

DETAILED DESCRIPTION

In one embodiment, the present invention is directed to methods of treating or preventing vascular inflammation by administering to a subject a therapeutically effective amount of at least one (one or more) sterol absorption inhibitor, at least one
5 5 α -stanol absorption inhibitor or mixtures thereof, such as but not limited to, substituted azetidinone or substituted β -lactam sterol absorption inhibitors discussed in detail below.

Cholesteryl esters are a major component of atherosclerotic lesions which can result in vascular inflammation and an increase in plasma c-reactive protein levels.

10 Cholesteryl esters are also a major component of and the major storage form of cholesterol in arterial wall cells. Formation of cholesteryl esters is also a step in the intestinal absorption of dietary cholesterol. Thus, inhibition of cholesteryl ester formation and reduction of serum cholesterol can inhibit the progression of atherosclerotic lesion formation, thereby treating or preventing vascular inflammation.

15 The present invention is directed towards compositions and treatments for preventing or treating vascular inflammation and/or lowering plasma c-reactive protein levels in a subject. The administration of the sterol absorption inhibitor compositions of the present invention prevents or treats vascular inflammation by inhibiting the progression of atherosclerotic lesion formation. With such administration the c-
20 reactive protein levels are also reduced.

Patients with c-reactive protein levels greater than about 0.4 mg/dL have been reported as having increased vascular inflammation and increased risk for vascular disease as compared to patients with levels less than 0.4 mg/dL. (L. Gruberb, "Inflammatory Markers in Acute Coronary Syndromes: C-reactive Protein (CRP) and
25 Chlamydia", American Heart Assoc. Scientific Sessions 2000). Patients with levels greater 3.4 mg/dL of c-reactive protein were reported to be in the highest quartile of risk. Patients in the second quartile (0.4 to 1.0 mg/dL of c-reactive protein) and third quartile (1.0 to 3.4 mg/dL of c-reactive protein) also have increased risk of vascular disease as compared to patients in the lowest quartile (<0.4 mg/dL c-reactive protein).

30 C-reactive protein assays and methodologies for the same are available from Behring Diagnostics Inc., of Somerville, NJ. Moreover, methods for analyzing c-reactive proteins are described in U.S. Patents Nos. 5,358,852; 6,040,147; and

- 5 -

6,277,584, whose contents are incorporated herein by reference. One particularly useful method is described in an analytical procedure section of this application.

The term "therapeutically effective amount" means that amount of a therapeutic agent of the composition, such as the sterol absorption inhibitor(s) and other pharmacological or therapeutic agents described below, that will elicit a biological or medical response of a tissue, system, or subject that is being sought by the administrator (such as a researcher, doctor or veterinarian) which includes alleviation of the symptoms of the condition or disease being treated and the prevention, slowing or halting of progression of the vascular inflammation condition and/or lowering the level of plasma c-reactive protein in a subject.

Examples of suitable subjects that can be treated according to the methods of the present invention include mammals, such as humans or dogs, and other animals.

As used herein, "vascular" means relating to blood vessels, including but not limited to arteries and/or veins, and includes cardiovascular, cerebrovascular, peripheral vascular and combinations thereof. The term "inflammation" generally refers to injury or the bodily response to an injury. The term "vascular inflammation" more specifically refers to arterial damage and bodily responses thereto that can lead to atherosclerosis or coronary heart disease. Atherosclerosis is often indicated by a thickening and build-up of plaque in the arteries and typically occurs when the innermost layer of an artery, the endothelium, becomes damaged by cholesterol, toxins, oxidants, infectious agents and the like. The damaged endothelial cells in the artery walls produce adhesion molecules that allow white blood cells to accumulate in the vessel wall. Fats and cholesterol also build-up with the white blood cells causing inflammation of the artery. Such build-up can thicken to a point where the artery becomes vulnerable to blockage from a clot resulting in heart attack or stroke.

As used herein, "combination therapy" or "therapeutic combination" means the administration of two or more therapeutic agents, such as sterol or 5 α -stanol absorption inhibitor(s) and other pharmacological or therapeutic agents discussed below, to prevent or treat vascular inflammation. Such administration includes coadministration of these therapeutic agents in a substantially simultaneous manner, such as in a single tablet or capsule having a fixed ratio of active ingredients or in multiple, separate capsules for each therapeutic agent. Also, such administration

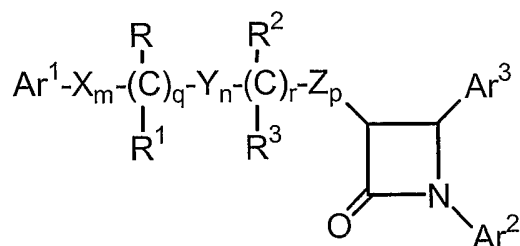
includes use of each type of therapeutic agent in a sequential manner. In either case, the treatment using the combination therapy will provide beneficial effects in treating vascular inflammation. A potential advantage of the combination therapy disclosed herein may be a reduction in the required amount of an individual therapeutic compound or the overall total amount of therapeutic compounds that are effective in treating vascular inflammation. By using a combination of therapeutic agents, the side effects of the individual compounds can be reduced as compared to a monotherapy, which can improve patient compliance. Also, therapeutic agents can be selected to provide a broader range of complimentary effects or complimentary modes of action.

As discussed above, the compositions, pharmaceutical compositions and therapeutic combinations of the present invention comprise one or more sterol absorption inhibitors such as are discussed in detail below. As used herein, "sterol absorption inhibitor" means a compound capable of inhibiting the absorption of one or more sterols, including but not limited to cholesterol, phytosterols (such as sitosterol, campesterol, stigmasterol and avenosterol), and "5 α -stanol absorption inhibitor" means a compound capable of inhibiting the absorption of one or more 5 α -stanols (such as cholestanol, 5 α -campestanol, 5 α -sitostanol), and mixtures thereof, when administered in a therapeutically effective (sterol or stanol absorption inhibiting) amount to a mammal or human.

These sterol and 5 α -stanol absorption inhibitors can be useful in treating or preventing vascular inflammation. Moreover, these sterol and 5 α -stanol absorption inhibitors can be useful for lowering or controlling c-reactive protein blood levels in a subject to less than about 3.4 mg/dL. Preferably, the c-reactive protein blood levels in a subject are reduced or controlled to less than 1.0 mg/dL by the methods of the present invention. More preferably, the c-reactive protein blood levels in a subject are reduced or controlled to less than 0.4 mg/dL by the methods of the present invention.

In one embodiment, sterol and 5 α -stanol absorption inhibitors useful in the methods of the present invention are represented by Formula (I) below:

- 7 -



(I)

or a pharmaceutically acceptable salt thereof or a solvate thereof, wherein, in Formula
 5 (I) above:

Ar¹ and Ar² are independently selected from the group consisting of aryl and
 R⁴-substituted aryl;

Ar³ is aryl or R⁵-substituted aryl;

X, Y and Z are independently selected from the group consisting of
 10 -CH₂-, -CH(lower alkyl)- and -C(dilower alkyl)-;

R and R² are independently selected from the group consisting of -OR⁶,
 -O(CO)R⁶, -O(CO)OR⁹ and -O(CO)NR⁶R⁷;

R¹ and R³ are independently selected from the group consisting of hydrogen,
 lower alkyl and aryl;

15 q is 0 or 1; r is 0 or 1; m, n and p are independently selected from 0, 1, 2, 3 or
 4; provided that at least one of q and r is 1, and the sum of m, n, p, q and r is 1, 2, 3,
 4, 5 or 6; and provided that when p is 0 and r is 1, the sum of m, q and n is 1, 2, 3, 4
 or 5;

20 R⁴ is 1-5 substituents independently selected from the group consisting of
 lower alkyl, -OR⁶, -O(CO)R⁶, -O(CO)OR⁹, -O(CH₂)₁₋₅OR⁶, -O(CO)NR⁶R⁷,
 -NR⁶R⁷, -NR⁶(CO)R⁷, -NR⁶(CO)OR⁹, -NR⁶(CO)NR⁷R⁸, -NR⁶SO₂R⁹, -COOR⁶,
 -CONR⁶R⁷, -COR⁶, -SO₂NR⁶R⁷, S(O)₀₋₂R⁹, -O(CH₂)₁₋₁₀-COOR⁶,
 -O(CH₂)₁₋₁₀CONR⁶R⁷, -(lower alkylene)COOR⁶, -CH=CH-COOR⁶, -CF₃, -CN,
 -NO₂ and halogen;

25 R⁵ is 1-5 substituents independently selected from the group consisting of
 -OR⁶, -O(CO)R⁶, -O(CO)OR⁹, -O(CH₂)₁₋₅OR⁶, -O(CO)NR⁶R⁷, -NR⁶R⁷, -NR⁶(CO)R⁷,

- 8 -

-NR⁶(CO)OR⁹, -NR⁶(CO)NR⁷R⁸, -NR⁶SO₂R⁹, -COOR⁶, -CONR⁶R⁷, -COR⁶, -SO₂NR⁶R⁷, S(O)₀₋₂R⁹, -O(CH₂)₁₋₁₀-COOR⁶, -O(CH₂)₁₋₁₀CONR⁶R⁷, -(lower alkylene)COOR⁶ and -CH=CH-COOR⁶;

5 R⁶, R⁷ and R⁸ are independently selected from the group consisting of hydrogen, lower alkyl, aryl and aryl-substituted lower alkyl; and

R⁹ is lower alkyl, aryl or aryl-substituted lower alkyl.

Preferably, R⁴ is 1-3 independently selected substituents, and R⁵ is preferably 1-3 independently selected substituents.

10 As used herein, the term "alkyl" or "lower alkyl" means straight or branched alkyl chains having from 1 to 6 carbon atoms and "alkoxy" means alkoxy groups having 1 to 6 carbon atoms. Non-limiting examples of lower alkyl groups include, for example methyl, ethyl, propyl, and butyl groups.

15 "Alkenyl" means straight or branched carbon chains having one or more double bonds in the chain, conjugated or unconjugated. Similarly, "alkynyl" means straight or branched carbon chains having one or more triple bonds in the chain. Where an alkyl, alkenyl or alkynyl chain joins two other variables and is therefore bivalent, the terms alkylene, alkenylene and alkynylene are used.

20 "Cycloalkyl" means a saturated carbon ring of 3 to 6 carbon atoms, while "cycloalkylene" refers to a corresponding bivalent ring, wherein the points of attachment to other groups include all positional isomers.

"Halogeno" refers to fluorine, chlorine, bromine or iodine radicals.

"Aryl" means phenyl, naphthyl, indenyl, tetrahydronaphthyl or indanyl.

25 "Phenylene" means a bivalent phenyl group, including ortho, meta and para-substitution.

The statements wherein, for example, R, R¹, R² and R³, are said to be independently selected from a group of substituents, mean that R, R¹, R² and R³ are independently selected, but also that where an R, R¹, R² and R³ variable occurs more than once in a molecule, each occurrence is independently selected (e.g., if R is

- 9 -

-OR⁶, wherein R⁶ is hydrogen, R² can be -OR⁶ wherein R⁶ is lower alkyl). Those skilled in the art will recognize that the size and nature of the substituent(s) will affect the number of substituents that can be present.

Compounds of the invention have at least one asymmetrical carbon atom and therefore all isomers, including enantiomers, stereoisomers, rotamers, tautomers and racemates of the compounds of Formulae I-XII are contemplated as being part of this invention. The invention includes d and l isomers in both pure form and in admixture, including racemic mixtures. Isomers can be prepared using conventional techniques, either by reacting optically pure or optically enriched starting materials or by separating isomers of a compound of the Formulas I-XII. Isomers may also include geometric isomers, e.g., when a double bond is present.

Those skilled in the art will appreciate that for some of the compounds of the Formulas I-XII, one isomer will show greater pharmacological activity than other isomers.

Compounds of the invention with an amino group can form pharmaceutically acceptable salts with organic and inorganic acids. Examples of suitable acids for salt formation are hydrochloric, sulfuric, phosphoric, acetic, citric, oxalic, malonic, salicylic, malic, fumaric, succinic, ascorbic, maleic, methanesulfonic and other mineral and carboxylic acids well known to those in the art. The salt is prepared by contacting the free base form with a sufficient amount of the desired acid to produce a salt. The free base form may be regenerated by treating the salt with a suitable dilute aqueous base solution such as dilute aqueous sodium bicarbonate. The free base form differs from its respective salt form somewhat in certain physical properties, such as solubility in polar solvents, but the salt is otherwise equivalent to its respective free base forms for purposes of the invention.

Certain compounds of the invention are acidic (e.g., those compounds which possess a carboxyl group). These compounds form pharmaceutically acceptable salts with inorganic and organic bases. Examples of such salts are the sodium, potassium, calcium, aluminum, gold and silver salts. Also included are salts formed with pharmaceutically acceptable amines such as ammonia, alkyl amines, hydroxyalkylamines, N-methylglucamine and the like.

As used herein, "solvate" means a molecular or ionic complex of molecules or ions of solvent with those of solute (for example, one or more compounds of Formulae I-XII, isomers of the compounds of Formulae I-XII, or prodrugs of the compounds of Formulae I-XII). Non-limiting examples of useful solvents include polar, protic solvents such as water and/or alcohols (for example methanol).

Prodrugs of the compounds of Formulae I-XII are contemplated as being part of this invention. As used herein, "prodrug" means compounds that are drug precursors which, following administration to a patient, release the drug *in vivo* via some chemical or physiological process (e.g., a prodrug on being brought to the physiological pH or through enzyme action is converted to the desired drug form).

Preferred compounds of Formula (I) are those in which Ar^1 is phenyl or R^4 -substituted phenyl, more preferably (4- R^4)-substituted phenyl. Ar^2 is preferably phenyl or R^4 -substituted phenyl, more preferably (4- R^4)-substituted phenyl. Ar^3 is preferably R^5 -substituted phenyl, more preferably (4- R^5)-substituted phenyl. When Ar^1 is (4- R^4)-substituted phenyl, R^4 is preferably a halogen. When Ar^2 and Ar^3 are R^4 - and R^5 -substituted phenyl, respectively, R^4 is preferably halogen or $-OR^6$ and R^5 is preferably $-OR^6$, wherein R^6 is lower alkyl or hydrogen. Especially preferred are compounds wherein each of Ar^1 and Ar^2 is 4-fluorophenyl and Ar^3 is 4-hydroxyphenyl or 4-methoxyphenyl.

X, Y and Z are each preferably $-CH_2-$. R^1 and R^3 are each preferably hydrogen. R and R^2 are preferably $-OR^6$ wherein R^6 is hydrogen, or a group readily metabolizable to a hydroxyl (such as $-O(CO)R^6$, $-O(CO)OR^9$ and $-O(CO)NR^6R^7$, defined above).

The sum of m, n, p, q and r is preferably 2, 3 or 4, more preferably 3. Preferred are compounds wherein m, n and r are each zero, q is 1 and p is 2.

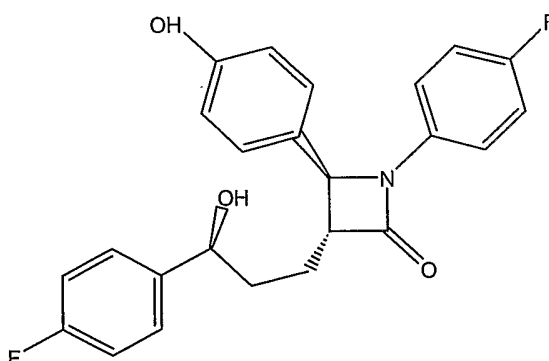
Also preferred are compounds of Formula (I) in which p, q and n are each zero, r is 1 and m is 2 or 3. More preferred are compounds wherein m, n and r are each zero, q is 1, p is 2, Z is $-CH_2-$ and R is $-OR^6$, especially when R^6 is hydrogen.

Also more preferred are compounds of Formula (I) wherein p, q and n are each zero, r is 1, m is 2, X is $-CH_2-$ and R^2 is $-OR^6$, especially when R^6 is hydrogen.

- 11 -

Another group of preferred compounds of Formula (I) is that in which Ar¹ is phenyl or R⁴-substituted phenyl, Ar² is phenyl or R⁴-substituted phenyl and Ar³ is R⁵-substituted phenyl. Also preferred are compounds in which Ar¹ is phenyl or R⁴-substituted phenyl, Ar² is phenyl or R⁴-substituted phenyl, Ar³ is R⁵-substituted phenyl, and the sum of m, n, p, q and r is 2, 3 or 4, more preferably 3. More preferred are compounds wherein Ar¹ is phenyl or R⁴-substituted phenyl, Ar² is phenyl or R⁴-substituted phenyl, Ar³ is R⁵-substituted phenyl, and wherein m, n and r are each zero, q is 1 and p is 2, or wherein p, q and n are each zero, r is 1 and m is 2 or 3.

In a preferred embodiment, a sterol or 5 α -stanol inhibitor of Formula (I) useful in the compositions, therapeutic combinations and methods of the present invention is represented by Formula (II) (ezetimibe) below:



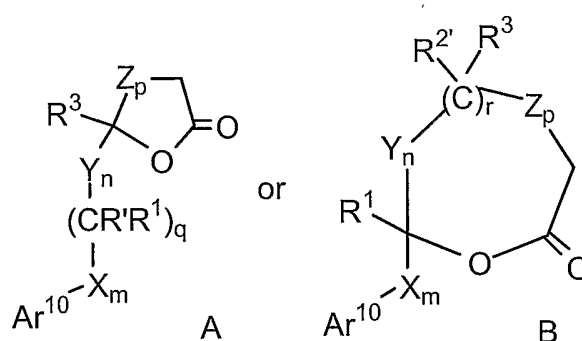
(II)

or a pharmaceutically acceptable salt or solvate thereof. The compound of Formula (II) can be in anhydrous or hydrated form.

Compounds of Formula I can be prepared by a variety of methods well known to those skilled in the art, for example such as are disclosed in U.S. Patents Nos. 5,631,365, 5,767,115, 5,846,966, 6,207,822, U.S. Patent Application No. 10/105,710 filed March 25, 2002, and PCT Patent Application WO 93/02048, each of which is incorporated herein by reference, and in the Example below. For example, suitable compounds of Formula I can be prepared by a method comprising the steps of:

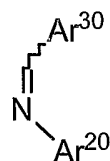
(a) treating with a strong base a lactone of the Formula A or B:

- 12 -



wherein R' and R^{2'} are R and R², respectively, or are suitably protected hydroxy groups; Ar¹⁰ is Ar¹, a suitably protected hydroxy-substituted aryl or a suitably protected amino-substituted aryl; and the remaining variables are as defined above for Formula I, provided that in lactone of formula B, when n and r are each zero, p is 1-4;

(b) reacting the product of step (a) with an imine of the formula



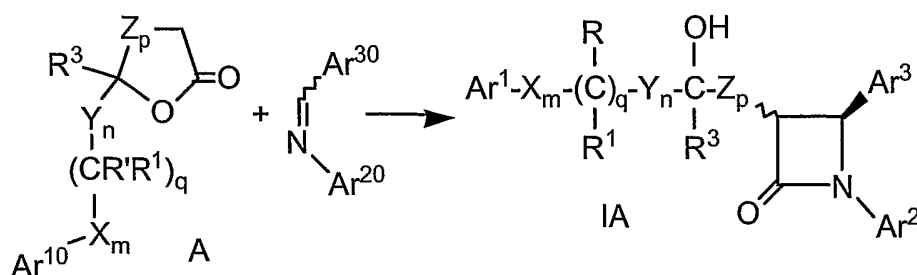
wherein Ar²⁰ is Ar², a suitably protected hydroxy-substituted aryl or a suitably protected amino-substituted aryl; and Ar³⁰ is Ar³, a suitably protected hydroxy-substituted aryl or a suitably protected amino-substituted aryl;

c) quenching the reaction with an acid;

d) optionally removing the protecting groups from R', R^{2'}, Ar¹⁰, Ar²⁰ and Ar³⁰, when present; and

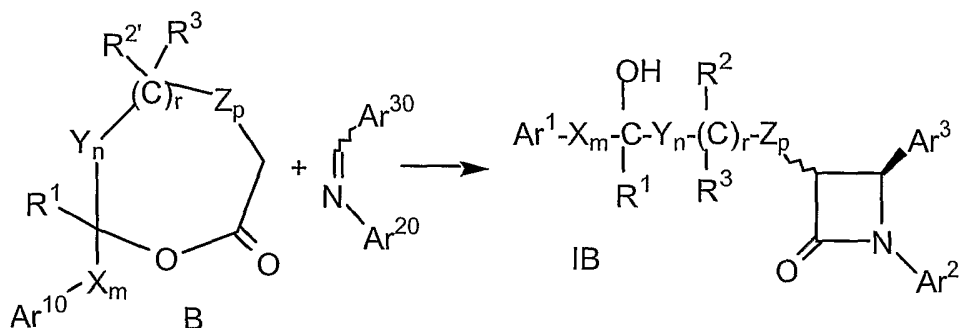
e) optionally functionalizing hydroxy or amino substituents at R, R², Ar¹, Ar² and Ar³.

Using the lactones shown above, compounds of Formula IA and IB are obtained as follows:



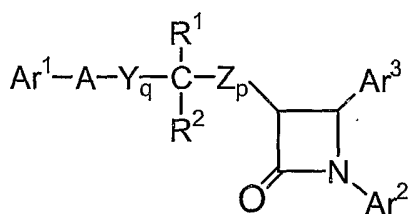
- 13 -

wherein the variables are as defined above; and



wherein the variables are as defined above.

Alternative sterol absorption inhibitors useful in the methods of the present invention are represented by Formula (III) below:



or a pharmaceutically acceptable salt thereof or a solvate thereof, wherein, in Formula (III) above:

Ar^1 is R^3 -substituted aryl;

Ar^2 is R^4 -substituted aryl;

Ar^3 is R^5 -substituted aryl;

Y and Z are independently selected from the group consisting of $-\text{CH}_2-$, $-\text{CH}(\text{lower alkyl})-$ and $-\text{C}(\text{dilower alkyl})-$;

A is selected from $-\text{O}-$, $-\text{S}-$, $-\text{S}(\text{O})-$ or $-\text{S}(\text{O})_2-$;

R^1 is selected from the group consisting of $-\text{OR}^6$, $-\text{O}(\text{CO})\text{R}^6$, $-\text{O}(\text{CO})\text{OR}^9$ and $-\text{O}(\text{CO})\text{NR}^6\text{R}^7$; R^2 is selected from the group consisting of hydrogen, lower alkyl and aryl; or R^1 and R^2 together are $=\text{O}$;

q is 1, 2 or 3;

p is 0, 1, 2, 3 or 4;

- 14 -

R^5 is 1-3 substituents independently selected from the group consisting of
 $-OR^6$, $-O(CO)R^6$, $-O(CO)OR^9$, $-O(CH_2)_{1-5}OR^9$, $-O(CO)NR^6R^7$, $-NR^6R^7$, $-NR^6(CO)R^7$,
 $-NR^6(CO)OR^9$, $-NR^6(CO)NR^7R^8$, $-NR^6SO_2$ -lower alkyl, $-NR^6SO_2$ -aryl, $-CONR^6R^7$,
 $-COR^6$, $-SO_2NR^6R^7$, $S(O)_{0-2}$ -alkyl, $S(O)_{0-2}$ -aryl, $-O(CH_2)_{1-10}-COOR^6$, $-O(CH_2)_1-$
 $_{10}CONR^6R^7$, o-halogeno, m-halogeno, o-lower alkyl, m-lower alkyl, -(lower alkylene)-
 $COOR^6$, and $-CH=CH-COOR^6$;

R^3 and R^4 are independently 1-3 substituents independently selected from the
group consisting of R^5 , hydrogen, p-lower alkyl, aryl, $-NO_2$, $-CF_3$ and
p-halogeno;

R^6 , R^7 and R^8 are independently selected from the group consisting of
hydrogen, lower alkyl, aryl and aryl-substituted lower alkyl; and R^9 is lower alkyl, aryl
or aryl-substituted lower alkyl.

Preferred compounds of Formula I include those in which Ar^1 is
 R^3 -substituted phenyl, especially (4- R^3)-substituted phenyl. Ar^2 is preferably R^4 -
substituted phenyl, especially (4- R^4)-substituted phenyl. Ar^3 is preferably R^5 -
substituted phenyl, especially (4- R^5)-substituted phenyl. Mono-substitution of each of
 Ar^1 , Ar^2 and Ar^3 is preferred.

Y and Z are each preferably $-CH_2-$. R^2 is preferably hydrogen. R^1 is preferably
 $-OR^6$ wherein R^6 is hydrogen, or a group readily metabolizable to a hydroxyl (such as
 $-O(CO)R^6$, $-O(CO)OR^9$ and $-O(CO)NR^6R^7$, defined above). Also preferred are
compounds wherein R^1 and R^2 together are $=O$.

The sum of q and p is preferably 1 or 2, more preferably 1. Preferred are
compounds wherein p is zero and q is 1. More preferred are compounds wherein p is
zero, q is 1, Y is $-CH_2-$ and R^1 is $-OR^6$, especially when R^6 is hydrogen.

Another group of preferred compounds is that in which Ar^1 is
 R^3 -substituted phenyl, Ar^2 is R^4 -substituted phenyl and Ar^3 is R^5 -substituted phenyl.

Also preferred are compounds wherein Ar^1 is R^3 -substituted phenyl, Ar^2 is R^4 -
substituted phenyl, Ar^3 is R^5 -substituted phenyl, and the sum of p and q is 1 or 2,

- 15 -

especially 1. More preferred are compounds wherein Ar^1 is R^3 -substituted phenyl, Ar^2 is R^4 -substituted phenyl, Ar^3 is R^5 -substituted phenyl, p is zero and q is 1.

A is preferably -O-.

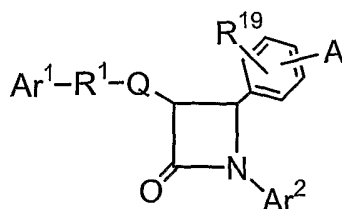
R^3 is preferably $-\text{COOR}^6$, $-\text{CONR}^6\text{R}^7$, $-\text{COR}^6$, $-\text{SO}_2\text{NR}^6\text{R}^7$, $\text{S}(\text{O})_{0-2}$ -alkyl, $\text{S}(\text{O})_{0-2}$ -aryl, NO_2 or halogeno. A more preferred definition for R^3 is halogeno, especially fluoro or chloro.

R^4 is preferably hydrogen, lower alkyl, $-\text{OR}^6$, $-\text{O}(\text{CO})\text{R}^6$, $-\text{O}(\text{CO})\text{OR}^9$, $-\text{O}(\text{CO})\text{NR}^6\text{R}^7$, $-\text{NR}^6\text{R}^7$, COR^6 or halogeno, wherein R^6 and R^7 are preferably independently hydrogen or lower alkyl, and R^9 is preferably lower alkyl. A more preferred definition for R^4 is hydrogen or halogeno, especially fluoro or chloro.

R^5 is preferably $-\text{OR}^6$, $-\text{O}(\text{CO})\text{R}^6$, $-\text{O}(\text{CO})\text{OR}^9$, $-\text{O}(\text{CO})\text{NR}^6\text{R}^7$, $-\text{NR}^6\text{R}^7$, $-(\text{lower alkylene})-\text{COOR}^6$ or $-\text{CH}=\text{CH}-\text{COOR}^6$, wherein R^6 and R^7 are preferably independently hydrogen or lower alkyl, and R^9 is preferably lower alkyl. A more preferred definition for R^5 is $-\text{OR}^6$, $-(\text{lower alkylene})-\text{COOR}^6$ or $-\text{CH}=\text{CH}-\text{COOR}^6$, wherein R^6 is preferably hydrogen or lower alkyl.

Methods for making compounds of Formula III are well known to those skilled in the art. Non-limiting examples of suitable methods are disclosed in U.S. Patent No. 5,688,990, which is incorporated herein by reference.

In another embodiment, sterol absorption inhibitors useful in the methods of the present invention are represented by Formula (IV):



(IV)

or a pharmaceutically acceptable salt thereof or a solvate thereof, wherein, in Formula (IV) above:

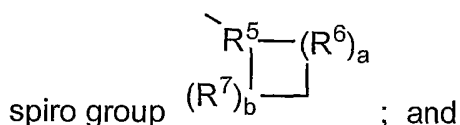
- 16 -

A is selected from the group consisting of R^2 -substituted heterocycloalkyl, R^2 -substituted heteroaryl, R^2 -substituted benzofused heterocycloalkyl, and R^2 -substituted benzofused heteroaryl;

Ar^1 is aryl or R^3 -substituted aryl;

5 Ar^2 is aryl or R^4 -substituted aryl;

Q is a bond or, with the 3-position ring carbon of the azetidinone, forms the



R^1 is selected from the group consisting of:

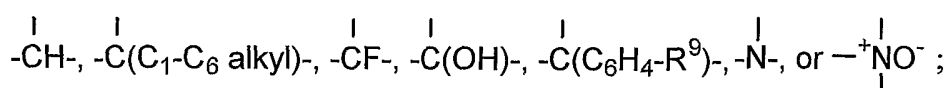
10 $-(CH_2)_q-$, wherein q is 2-6, provided that when Q forms a spiro ring, q can also be zero or 1;

$-(CH_2)_e-G-(CH_2)_r-$, wherein G is $-O-$, $-C(O)-$, phenylene, $-NR^8-$ or $-S(O)_{0-2}-$, e is 0-5 and r is 0-5, provided that the sum of e and r is 1-6;

$-(C_2-C_6 \text{ alkenylene})-$; and

15 $-(CH_2)_f-V-(CH_2)_g-$, wherein V is C_3-C_6 cycloalkylene, f is 1-5 and g is 0-5, provided that the sum of f and g is 1-6;

R^5 is selected from:



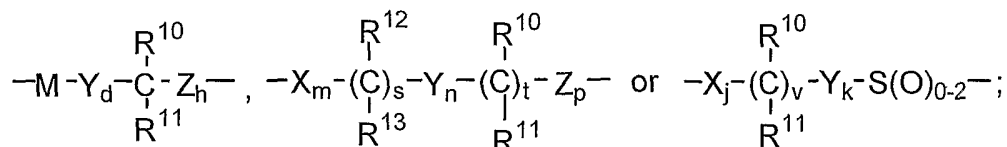
R^6 and R^7 are independently selected from the group consisting of $-CH_2-$, $-CH(C_1-C_6 \text{ alkyl})-$, $-C(di-(C_1-C_6 \text{ alkyl}))-$, $-CH=CH-$ and

20 $-C(C_1-C_6 \text{ alkyl})=CH-$; or R^5 together with an adjacent R^6 , or R^5 together with an adjacent R^7 , form a $-CH=CH-$ or a $-CH=C(C_1-C_6 \text{ alkyl})-$ group;

a and b are independently 0, 1, 2 or 3, provided both are not zero; provided that when R^6 is $-CH=CH-$ or $-C(C_1-C_6 \text{ alkyl})=CH-$, a is 1; provided that when R^7 is $-CH=CH-$ or $-C(C_1-C_6 \text{ alkyl})=CH-$, b is 1; provided that when a is 2 or 3, the R^6 's can
25 be the same or different; and provided that when b is 2 or 3, the R^7 's can be the same or different;

- 17 -

and when Q is a bond, R¹ also can be selected from:



where M is -O-, -S-, -S(O)- or -S(O)₂-;

X, Y and Z are independently selected from the group consisting of

5 -CH₂-, -CH(C₁-C₆ alkyl)- and -C(di-(C₁-C₆) alkyl);

R¹⁰ and R¹² are independently selected from the group consisting of
-OR¹⁴, -O(CO)R¹⁴, -O(CO)OR¹⁶ and -O(CO)NR¹⁴R¹⁵;

R¹¹ and R¹³ are independently selected from the group consisting of hydrogen,
(C₁-C₆)alkyl and aryl; or R¹⁰ and R¹¹ together are =O, or R¹² and R¹³ together are =O;

10 d is 1, 2 or 3;

h is 0, 1, 2, 3 or 4;

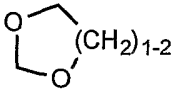
s is 0 or 1; t is 0 or 1; m, n and p are independently 0-4; provided that at least
one of s and t is 1, and the sum of m, n, p, s and t is 1-6; provided that when p is 0
and t is 1, the sum of m, s and n is 1-5; and provided that when p is 0 and s is 1, the
15 sum of m, t and n is 1-5;

v is 0 or 1;

j and k are independently 1-5, provided that the sum of j, k and v is 1-5;

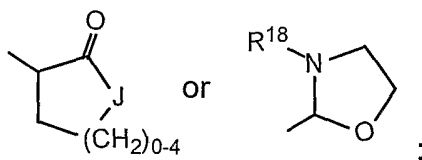
R² is 1-3 substituents on the ring carbon atoms selected from the group
consisting of hydrogen, (C₁-C₁₀)alkyl, (C₂-C₁₀)alkenyl, (C₂-C₁₀)alkynyl,

20 (C₃-C₆)cycloalkyl, (C₃-C₆)cycloalkenyl, R¹⁷-substituted aryl, R¹⁷-substituted benzyl,
R¹⁷-substituted benzyloxy, R¹⁷-substituted aryloxy, halogeno, -NR¹⁴R¹⁵, NR¹⁴R¹⁵(C₁-
C₆ alkylene)-, NR¹⁴R¹⁵C(O)(C₁-C₆ alkylene)-, -NHC(O)R¹⁶, OH, C₁-C₆ alkoxy, -
OC(O)R¹⁶,
-COR¹⁴, hydroxy(C₁-C₆)alkyl, (C₁-C₆)alkoxy(C₁-C₆)alkyl, NO₂, -S(O)₀₋₂R¹⁶, -
25 SO₂NR¹⁴R¹⁵ and -(C₁-C₆ alkylene)COOR¹⁴; when R² is a substituent on a

heterocycloalkyl ring, R² is as defined, or is ; and, where R² is a

- 18 -

substituent on a substitutable ring nitrogen, it is hydrogen, (C₁-C₆)alkyl, aryl, (C₁-C₆)alkoxy, aryloxy, (C₁-C₆)alkylcarbonyl, arylcarbonyl, hydroxy, -(CH₂)₁₋₆CONR¹⁸R¹⁸,



wherein J is -O-, -NH-, -NR¹⁸- or -CH₂-;

5 R³ and R⁴ are independently selected from the group consisting of 1-3 substituents independently selected from the group consisting of (C₁-C₆)alkyl, -OR¹⁴, -O(CO)R¹⁴, -O(CO)OR¹⁶, -O(CH₂)₁₋₅OR¹⁴, -O(CO)NR¹⁴R¹⁵, -NR¹⁴R¹⁵, -NR¹⁴(CO)R¹⁵, -NR¹⁴(CO)OR¹⁶, -NR¹⁴(CO)NR¹⁵R¹⁹, -NR¹⁴SO₂R¹⁶, -COOR¹⁴, -CONR¹⁴R¹⁵, -COR¹⁴, -SO₂NR¹⁴R¹⁵, S(O)₀₋₂R¹⁶, -O(CH₂)₁₋₁₀-COOR¹⁴,
 10 -O(CH₂)₁₋₁₀CONR¹⁴R¹⁵, -(C₁-C₆ alkylene)-COOR¹⁴, -CH=CH-COOR¹⁴, -CF₃, -CN, -NO₂ and halogen;

R⁸ is hydrogen, (C₁-C₆)alkyl, aryl (C₁-C₆)alkyl, -C(O)R¹⁴ or -COOR¹⁴;

R⁹ and R¹⁷ are independently 1-3 groups independently selected from the group consisting of hydrogen, (C₁-C₆)alkyl, (C₁-C₆)alkoxy, -COOH, NO₂,
 15 -NR¹⁴R¹⁵, OH and halogeno;

R¹⁴ and R¹⁵ are independently selected from the group consisting of hydrogen, (C₁-C₆)alkyl, aryl and aryl-substituted (C₁-C₆)alkyl;

R¹⁶ is (C₁-C₆)alkyl, aryl or R¹⁷-substituted aryl;

R¹⁸ is hydrogen or (C₁-C₆)alkyl; and

20 R¹⁹ is hydrogen, hydroxy or (C₁-C₆)alkoxy.

As used in Formula (IV) above, "A" is preferably an R²-substituted, 6-membered heterocycloalkyl ring containing 1 or 2 nitrogen atoms. Preferred heterocycloalkyl rings are piperidinyl, piperazinyl and morpholinyl groups. The ring "A" is preferably joined to the phenyl ring through a ring nitrogen. Preferred R²
 25 substituents are hydrogen and lower alkyl. R¹⁹ is preferably hydrogen.

- 19 -

Ar^2 is preferably phenyl or R^4 -phenyl, especially (4- R^4)-substituted phenyl. Preferred definitions of R^4 are lower alkoxy, especially methoxy, and halogeno, especially fluoro.

Ar^1 is preferably phenyl or R^3 -substituted phenyl, especially
 5 (4- R^3)-substituted phenyl.

There are several preferred definitions for the $-R^1-Q-$ combination of variables:

Q is a bond and R^1 is lower alkylene, preferably propylene;

Q is a spiro group as defined above, wherein preferably R^6 and R^7 are each ethylene and R^5 is $\begin{array}{c} | \\ -CH- \\ | \end{array}$ or $\begin{array}{c} | \\ -C(OH)- \\ | \end{array}$;

Q is a bond and R^1 is $\begin{array}{c} R^{10} \\ | \\ -M-Y_d-C-Z_h- \\ | \\ R^{11} \end{array}$ wherein the variables

10 are chosen such that R^1 is $-O-CH_2-CH(OH)-$;

Q is a bond and R^1 is $\begin{array}{c} R^{12} \\ | \\ -X_m-(C)_s-Y_n-(C)_t-Z_p- \\ | \quad | \\ R^{13} \quad R^{11} \end{array}$ wherein the

variables are chosen such that R^1 is $-CH(OH)-(CH_2)_2-$; and

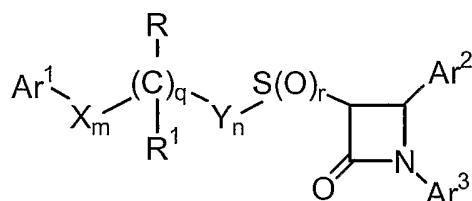
Q is a bond and R^1 is $\begin{array}{c} R^{10} \\ | \\ -X_j-(C)_v-Y_k-S(O)_{0-2}- \\ | \\ R^{11} \end{array}$ wherein the

variables are chosen such that R^1 is $-CH(OH)-CH_2-S(O)_{0-2}-$.

Methods for making compounds of Formula IV are well known to those skilled in the art. Non-limiting examples of suitable methods are disclosed in U.S. Patent No.
 15 5,656,624, which is incorporated herein by reference.

In another embodiment, sterol absorption inhibitors useful in the methods of the present invention are represented by Formula (V):

- 20 -



(V)

or a pharmaceutically acceptable salt thereof or a solvate thereof, wherein, in Formula
 5 (V) above:

Ar^1 is aryl, R^{10} -substituted aryl or heteroaryl;

Ar^2 is aryl or R^4 -substituted aryl;

Ar^3 is aryl or R^5 -substituted aryl;

X and Y are independently selected from the group consisting of $-CH_2-$,

10 $-CH(\text{lower alkyl})-$ and $-C(\text{dilower alkyl})-$;

R is $-OR^6$, $-O(CO)R^6$, $-O(CO)OR^9$ or $-O(CO)NR^6R^7$; R^1 is hydrogen, lower alkyl
 or aryl; or R and R^1 together are $=O$;

q is 0 or 1;

r is 0, 1 or 2;

15 m and n are independently 0, 1, 2, 3, 4 or 5; provided that the sum of m, n and
 q is 1, 2, 3, 4 or 5;

R^4 is 1-5 substituents independently selected from the group consisting of
 lower alkyl, $-OR^6$, $-O(CO)R^6$, $-O(CO)OR^9$, $-O(CH_2)_{1-5}OR^6$, $-O(CO)NR^6R^7$,
 $-NR^6R^7$, $-NR^6(CO)R^7$, $-NR^6(CO)OR^9$, $-NR^6(CO)NR^7R^8$, $-NR^6SO_2R^9$, $-COOR^6$,
 20 $-CONR^6R^7$, $-COR^6$, $-SO_2NR^6R^7$, $S(O)_{0-2}R^9$, $-O(CH_2)_{1-10}-COOR^6$,
 $-O(CH_2)_{1-10}CONR^6R^7$, $-(\text{lower alkylene})COOR^6$ and $-CH=CH-COOR^6$;

R^5 is 1-5 substituents independently selected from the group consisting of
 $-OR^6$, $-O(CO)R^6$, $-O(CO)OR^9$, $-O(CH_2)_{1-5}OR^6$, $-O(CO)NR^6R^7$, $-NR^6R^7$, $-NR^6(CO)R^7$,
 $-NR^6(CO)OR^9$, $-NR^6(CO)NR^7R^8$, $-NR^6SO_2R^9$, $-COOR^6$, $-CONR^6R^7$, $-COR^6$, -
 25 $SO_2NR^6R^7$, $S(O)_{0-2}R^9$, $-O(CH_2)_{1-10}-COOR^6$, $-O(CH_2)_{1-10}CONR^6R^7$, $-CF_3$, $-CN$, $-NO_2$,
 halogen,

- 21 -

-(lower alkylene)COOR⁶ and -CH=CH-COOR⁶;

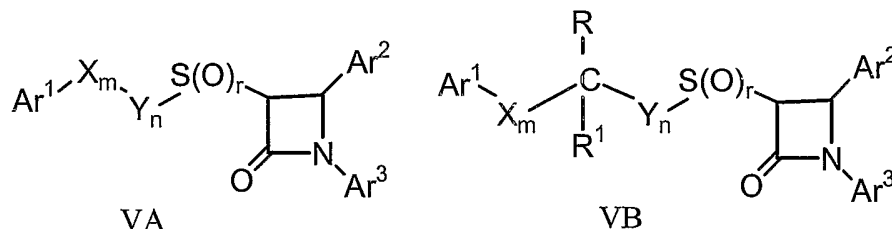
R⁶, R⁷ and R⁸ are independently selected from the group consisting of hydrogen, lower alkyl, aryl and aryl-substituted lower alkyl;

R⁹ is lower alkyl, aryl or aryl-substituted lower alkyl; and

R¹⁰ is 1-5 substituents independently selected from the group consisting of lower alkyl, -OR⁶, -O(CO)R⁶, -O(CO)OR⁹, -O(CH₂)₁₋₅OR⁶, -O(CO)NR⁶R⁷, -NR⁶R⁷, -NR⁶(CO)R⁷, -NR⁶(CO)OR⁹, -NR⁶(CO)NR⁷R⁸, -NR⁶SO₂R⁹, -COOR⁶, -CONR⁶R⁷, -COR⁶, -SO₂NR⁶R⁷, -S(O)₀₋₂R⁹, -O(CH₂)₁₋₁₀-COOR⁶, -O(CH₂)₁₋₁₀CONR⁶R⁷,

-CF₃, -CN, -NO₂ and halogen.

Within the scope of Formula V, there are included two preferred structures. In Formula VA, q is zero and the remaining variables are as defined above, and in Formula VB, q is 1 and the remaining variables are as defined above:



R⁴, R⁵ and R¹⁰ are each preferably 1-3 independently selected substituents as set forth above. Preferred are compounds of Formula (V) wherein Ar¹ is phenyl, R¹⁰-substituted phenyl or thienyl, especially (4-R¹⁰)-substituted phenyl or thienyl. Ar² is preferably R⁴-substituted phenyl, especially (4-R⁴)-substituted phenyl. Ar³ is preferably phenyl or R⁵-substituted phenyl, especially (4-R⁵)-substituted phenyl.

When Ar¹ is R¹⁰-substituted phenyl, R¹⁰ is preferably halogeno, especially fluoro. When Ar² is R⁴-substituted phenyl, R⁴ is preferably -OR⁶, especially wherein R⁶ is hydrogen or lower alkyl. When Ar³ is R⁵-substituted phenyl, R⁵ is preferably halogeno, especially fluoro. Especially preferred are compounds of Formula (V) wherein Ar¹ is phenyl, 4-fluorophenyl or thienyl, Ar² is 4-(alkoxy or hydroxy)phenyl, and Ar³ is phenyl or 4-fluorophenyl.

- 22 -

X and Y are each preferably $-\text{CH}_2-$. The sum of m, n and q is preferably 2, 3 or 4, more preferably 2. When q is 1, n is preferably 1 to 5.

Preferences for X, Y, Ar^1 , Ar^2 and Ar^3 are the same in each of Formulae (VA) and (VB).

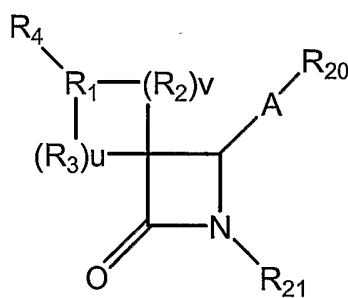
5 In compounds of Formula (VA), the sum of m and n is preferably 2, 3 or 4, more preferably 2. Also preferred are compounds wherein the sum of m and n is 2, and r is 0 or 1.

In compounds of Formula (VB), the sum of m and n is preferably 1, 2 or 3, more preferably 1. Especially preferred are compounds wherein m is zero and n is 1.

10 R^1 is preferably hydrogen and R is preferably $-\text{OR}^6$ wherein R^6 is hydrogen, or a group readily metabolizable to a hydroxyl (such as $-\text{O}(\text{CO})\text{R}^6$, $-\text{O}(\text{CO})\text{OR}^9$ and $-\text{O}(\text{CO})\text{NR}^6\text{R}^7$, defined above), or R and R^1 together form a $=\text{O}$ group.

Methods for making compounds of Formula V are well known to those skilled in
15 the art. Non-limiting examples of suitable methods are disclosed in U.S. Patent No. 5,624,920, which is incorporated herein by reference.

In another embodiment, sterol absorption inhibitors useful in the methods of the present invention are represented by Formula (VI):



(VI)

or a pharmaceutically acceptable salt thereof or a solvate thereof, wherein:

R_1 is

$-\text{CH}-$, $-\text{C}(\text{lower alkyl})-$, $-\text{CF}-$, $-\text{C}(\text{OH})-$, $-\text{C}(\text{C}_6\text{H}_5)-$, $-\text{C}(\text{C}_6\text{H}_4-\text{R}_{15})-$,

$-\text{N}-$ or $-\text{N}^+\text{O}^-$;

25

- 23 -

R₂ and R₃ are independently selected from the group consisting of:
 -CH₂-, -CH(lower alkyl)-, -C(di-lower alkyl)-, -CH=CH- and -C(lower alkyl)=CH-; or
 R₁ together with an adjacent R₂, or R₁ together with an adjacent R₃, form a
 -CH=CH- or a -CH=C(lower alkyl)- group;

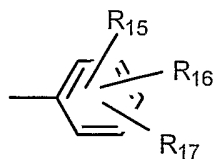
u and v are independently 0, 1, 2 or 3, provided both are not zero; provided that
 when R₂ is -CH=CH- or -C(lower alkyl)=CH-, v is 1; provided that when R₃ is
 -CH=CH- or -C(lower alkyl)=CH-, u is 1; provided that when v is 2 or 3, the R₂'s can be
 the same or different; and provided that when u is 2 or 3, the R₃'s can be the same or
 different;

R₄ is selected from B-(CH₂)_mC(O)-, wherein m is 0, 1, 2, 3, 4 or 5;
 B-(CH₂)_q-, wherein q is 0, 1, 2, 3, 4, 5 or 6; B-(CH₂)_e-Z-(CH₂)_r-, wherein Z is -O-,
 -C(O)-, phenylene, -N(R₈)- or -S(O)₀₋₂-, e is 0, 1, 2, 3, 4 or 5 and r is 0, 1, 2, 3, 4 or 5,
 provided that the sum of e and r is 0, 1, 2, 3, 4, 5 or 6; B-(C₂-C₆ alkenylene)-; B-(C₄-
 C₆ alkadienylene)-; B-(CH₂)_t-Z-(C₂-C₆ alkenylene)-, wherein Z is as defined above,
 and wherein t is 0, 1, 2 or 3, provided that the sum of t and the number of carbon
 atoms in the alkenylene chain is 2, 3, 4, 5 or 6; B-(CH₂)_f-V-(CH₂)_g-, wherein V is C₃-
 C₆ cycloalkylene, f is 1, 2, 3, 4 or 5 and g is 0, 1, 2, 3, 4 or 5, provided that the sum of
 f and g is 1, 2, 3, 4, 5 or 6; B-(CH₂)_t-V-(C₂-C₆ alkenylene)- or B-(C₂-C₆ alkenylene)-
 V-(CH₂)_t-, wherein V and t are as defined above, provided that the sum of t and the
 number of carbon atoms in the alkenylene chain is 2, 3, 4, 5 or 6;
 B-(CH₂)_a-Z-(CH₂)_b-V-(CH₂)_d-, wherein Z and V are as defined above and a, b and d
 are independently 0, 1, 2, 3, 4, 5 or 6, provided that the sum of a, b and d is 0, 1, 2, 3,
 4, 5 or 6; or T-(CH₂)_s-, wherein T is cycloalkyl of 3-6 carbon atoms and s is 0, 1, 2, 3,
 4, 5 or 6; or

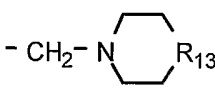
R₁ and R₄ together form the group $\text{B}-\text{CH}=\overset{\text{I}}{\text{C}}-$;

B is selected from indanyl, indenyl, naphthyl, tetrahydronaphthyl, heteroaryl or
 W-substituted heteroaryl, wherein heteroaryl is selected from the group consisting of
 pyrrolyl, pyridinyl, pyrimidinyl, pyrazinyl, triazinyl, imidazolyl, thiazolyl, pyrazolyl,
 thienyl, oxazolyl and furanyl, and for nitrogen-containing heteroaryls, the N-oxides
 thereof, or

- 24 -



W is 1 to 3 substituents independently selected from the group consisting of lower alkyl, hydroxy lower alkyl, lower alkoxy, alkoxyalkyl, alkoxyalkoxy, alkoxycarbonylalkoxy, (lower alkoxyimino)-lower alkyl, lower alkanedioyl, lower alkyl
 5 lower alkanedioyl, allyloxy, -CF₃, -OCF₃, benzyl, R₇-benzyl, benzyloxy, R₇-benzyloxy, phenoxy, R₇-phenoxy, dioxolanyl, NO₂, -N(R₈)(R₉), N(R₈)(R₉)-lower alkylene-, N(R₈)(R₉)-lower alkylenyloxy-, OH, halogeno, -CN, -N₃, -NHC(O)OR₁₀, -NHC(O)R₁₀, R₁₁O₂SNH-, (R₁₁O₂S)₂N-, -S(O)₂NH₂, -S(O)₀₋₂R₈, tert-butyl-
 10 butyldimethyl-silyloxymethyl, -C(O)R₁₂, -COOR₁₉, -CON(R₈)(R₉), -CH=CHC(O)R₁₂, -lower alkylene-C(O)R₁₂, R₁₀C(O)(lower alkylenyloxy)-, N(R₈)(R₉)C(O)(lower

alkylenyloxy)- and  -CH₂-N for substitution on ring carbon atoms,
 and the substituents on the substituted heteroaryl ring nitrogen atoms, when present, are selected from the group consisting of lower alkyl, lower alkoxy, -C(O)OR₁₀, -C(O)R₁₀, OH, N(R₈)(R₉)-lower alkylene-, N(R₈)(R₉)-lower alkylenyloxy-,
 15 -S(O)₂NH₂ and 2-(trimethylsilyl)-ethoxymethyl;

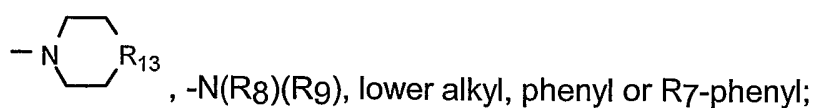
R₇ is 1-3 groups independently selected from the group consisting of lower alkyl, lower alkoxy, -COOH, NO₂, -N(R₈)(R₉), OH, and halogeno;

R₈ and R₉ are independently selected from H or lower alkyl;

R₁₀ is selected from lower alkyl, phenyl, R₇-phenyl, benzyl or
 20 R₇-benzyl;

R₁₁ is selected from OH, lower alkyl, phenyl, benzyl, R₇-phenyl or R₇-benzyl;

R₁₂ is selected from H, OH, alkoxy, phenoxy, benzyloxy,



R₁₃ is selected from -O-, -CH₂-, -NH-, -N(lower alkyl)- or -NC(O)R₁₉;

- 25 -

R₁₅, R₁₆ and R₁₇ are independently selected from the group consisting of H and the groups defined for W; or R₁₅ is hydrogen and R₁₆ and R₁₇, together with adjacent carbon atoms to which they are attached, form a dioxolanyl ring;

R₁₉ is H, lower alkyl, phenyl or phenyl lower alkyl; and

5 R₂₀ and R₂₁ are independently selected from the group consisting of phenyl, W-substituted phenyl, naphthyl, W-substituted naphthyl, indanyl, indenyl, tetrahydronaphthyl, benzodioxolyl, heteroaryl, W-substituted heteroaryl, benzofused heteroaryl, W-substituted benzofused heteroaryl and cyclopropyl, wherein heteroaryl is as defined above.

10 One group of preferred compounds of Formula VI is that in which R₂₁ is selected from phenyl, W-substituted phenyl, indanyl, benzofuranyl, benzodioxolyl, tetrahydronaphthyl, pyridyl, pyrazinyl, pyrimidinyl, quinolyl or cyclopropyl, wherein W is lower alkyl, lower alkoxy, OH, halogeno, -N(R₈)(R₉), -NHC(O)OR₁₀, -NHC(O)R₁₀, NO₂, -CN, -N₃, -SH, -S(O)₀₋₂-(lower alkyl),
15 -COOR₁₉, -CON(R₈)(R₉), -COR₁₂, phenoxy, benzyloxy, -OCF₃, -CH=C(O)R₁₂ or tert-butyldimethylsilyloxy, wherein R₈, R₉, R₁₀, R₁₂ and R₁₉ are as defined for Formula IV. When W is 2 or 3 substituents, the substituents can be the same or different.

20 Another group of preferred compounds of Formula VI is that in which R₂₀ is phenyl or W-substituted phenyl, wherein preferred meanings of W are as defined above for preferred definitions of R₂₁.

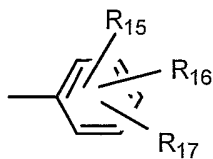
25 More preferred are compounds of Formula VI wherein R₂₀ is phenyl or W-substituted phenyl and R₂₁ is phenyl, W-substituted phenyl, indanyl, benzofuranyl, benzodioxolyl, tetrahydronaphthyl, pyridyl, pyrazinyl, pyrimidinyl, quinolyl or cyclopropyl; W is lower alkyl, lower alkoxy, OH, halogeno, -N(R₈)(R₉), -NHC(O)OR₁₀, -NHC(O)R₁₀, NO₂, -CN, -N₃, -SH, -S(O)₀₋₂-(lower alkyl), -COOR₁₉, -CON(R₈)(R₉), -COR₁₂, phenoxy, benzyloxy, -CH=CHC(O)R₁₂, -OCF₃ or tert-butyl-dimethyl-silyloxy, wherein when W is 2 or 3 substituents, the substituents can be the same or different, and wherein R₈, R₉, R₁₀, R₁₂ and R₁₉ are as defined in Formula VI.
30

- 26 -

Also preferred are compounds of Formula VI wherein R_1 is $-\overset{|}{\text{CH}}-$ or $-\overset{|}{\text{C}}(\text{OH})-$.

Another group of preferred compounds of Formula VI is in which R_2 and R_3 are each $-\text{CH}_2-$ and the sum of u and v is 2, 3 or 4, with $u=v=2$ being more preferred.

R_4 is preferably $\text{B}-(\text{CH}_2)_q-$ or $\text{B}-(\text{CH}_2)_e-\text{Z}-(\text{CH}_2)_r-$, wherein B , Z , q , e and r are



as defined above. B is preferably hydrogen and wherein R_{15} is preferably H , OH , lower alkoxy, especially methoxy, or halogeno, especially chloro.

Preferably Z is $-\text{O}-$, e is 0, and r is 0.

Preferably q is 0-2.

R_{20} is preferably phenyl or W -substituted phenyl.

Preferred W substituents for R_{20} are lower alkoxy, especially methoxy and ethoxy, OH , and $-\text{C}(\text{O})\text{R}_{12}$, wherein R_{12} is preferably lower alkoxy.

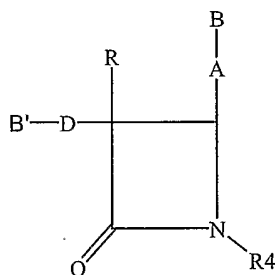
Preferably R_{21} is selected from phenyl, lower alkoxy-substituted phenyl and F -phenyl.

Especially preferred are compounds of Formula VI wherein R_1 is $-\overset{|}{\text{CH}}-$, or $-\overset{|}{\text{C}}(\text{OH})-$, R_2 and R_3 are each $-\text{CH}_2-$, $u=v=2$, R_4 is $\text{B}-(\text{CH}_2)_q-$, wherein B is phenyl or phenyl substituted by lower alkoxy or chloro, q is 0-2, R_{20} is phenyl, OH -phenyl, lower alkoxy-substituted phenyl or lower alkoxycarbonyl-substituted phenyl, and R_{21} is phenyl, lower alkoxy-substituted phenyl or F -phenyl.

Methods for making compounds of Formula VI are well known to those skilled in the art. Non-limiting examples of suitable methods are disclosed in U.S. Patent No. 5,698,548, which is incorporated herein by reference.

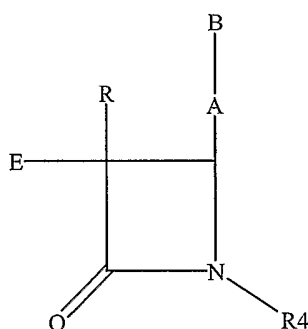
In another embodiment, sterol absorption inhibitors useful in the methods of the present invention are represented by Formulas (VIIA) and (VIIB):

- 27 -



(VIIA)

and

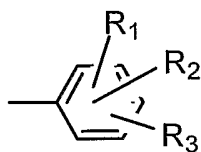


(VIIB)

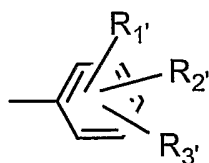
or a pharmaceutically acceptable salt or solvate thereof,
wherein:

A is $-\text{CH}=\text{CH}-$, $-\text{C}\equiv\text{C}-$ or $-(\text{CH}_2)_p-$ wherein p is 0, 1 or 2;

B is



B' is



D is $-(\text{CH}_2)_m\text{C}(\text{O})-$ or $-(\text{CH}_2)_q-$ wherein m is 1, 2, 3 or 4 and q is 2, 3 or 4;

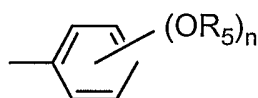
E is C_{10} to C_{20} alkyl or $-\text{C}(\text{O})-(\text{C}_9 \text{ to } \text{C}_{19})\text{-alkyl}$, wherein the alkyl is straight or branched, saturated or containing one or more double bonds;

- 28 -

R is hydrogen, C₁-C₁₅ alkyl, straight or branched, saturated or containing one or more double bonds, or B-(CH₂)_r -, wherein r is 0, 1, 2, or 3;

R₁, R₂, R₃, R_{1'}, R_{2'}, and R_{3'} are independently selected from the group consisting of hydrogen, lower alkyl, lower alkoxy, carboxy, NO₂, NH₂, OH, halogeno, lower alkylamino, dilower alkylamino, -NHC(O)OR₅, R₆O₂SNH- and -S(O)₂NH₂;

R₄ is



wherein n is 0, 1, 2 or 3;

R₅ is lower alkyl; and

R₆ is OH, lower alkyl, phenyl, benzyl or substituted phenyl wherein the substituents are 1-3 groups independently selected from the group consisting of lower alkyl, lower alkoxy, carboxy, NO₂, NH₂, OH, halogeno, lower alkylamino and dilower alkylamino; or a pharmaceutically acceptable salt thereof or a prodrug thereof.

Preferred are compounds of Formula (VIIA) wherein R is hydrogen, saturated or mono-unsaturated C₁ -C₁₀ alkyl or phenyl. Another group of preferred compounds of Formula (VIIA) is that in which D is propyl (i.e., -(CH₂)_q- and q is 3). A third group of preferred compounds of Formula (VIIA) is that wherein R₄ is p-methoxyphenyl or 2,4,6-trimethoxyphenyl. Still another group of preferred compounds of Formula (VIIA) is that wherein A is ethylene or a bond (i.e., -(CH₂)_p- wherein p is zero). R_{1'}, R_{2'}, and R_{3'} are preferably each hydrogen, and preferably R₁ is hydrogen, hydroxy, nitro, lower alkoxy, amino or t-butoxycarbonyl-amino and R₂ and R₃ are each hydrogen.

More preferred are compounds of Formula (VIIA) wherein R_{1'}, R_{2'}, and R_{3'} are each hydrogen; R₁ is hydrogen, hydroxy, nitro, lower alkoxy, amino or t-butoxycarbonyl-amino and R₂ and R₃ are each hydrogen; R is hydrogen, ethyl or phenyl; D is propyl; R₄ is p-methoxyphenyl or 2,4,6-trimethoxyphenyl; and A is ethylene or a bond.

Preferred compounds of Formula (VIIA), wherein B' is phenyl, are shown in the following table:

D	R	A	B	R ₄
-(CH ₂) ₃ -	H	---	p-MeO-phenyl	p-MeO-phenyl
-CH ₂ C(O)-	phenyl	---	phenyl	p-MeO-phenyl
-(CH ₂) ₃ -	H	---	phenyl	p-MeO-phenyl
-(CH ₂) ₃ -	H	---	p-OH-phenyl	p-MeO-phenyl
-(CH ₂) ₃ -	H	ethylene	p-MeO-phenyl	p-MeO-phenyl
-(CH ₂) ₃ -	H	---	3-MeO-phenyl	p-MeO-phenyl
-(CH ₂) ₃ -	ethyl	---	phenyl	p-MeO-phenyl
-(CH ₂) ₃ -	phenyl	---	phenyl	p-MeO-phenyl
-(CH ₂) ₃ -	ethyl	---	phenyl	2,4,6-tri-MeO-phenyl
-(CH ₂) ₃ -	methyl	---	phenyl	p-MeO-phenyl
-(CH ₂) ₃ -	H	---	p-NH ₂ -phenyl	p-MeO-phenyl

The first-listed compound in the above table having the (3R,4S) absolute stereochemistry is more preferred.

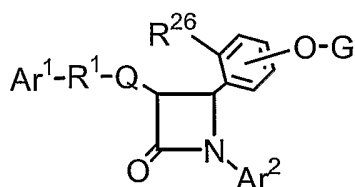
- 5 Preferred compounds of Formula (VIIB) are those wherein R is hydrogen, methyl, ethyl, phenyl or phenylpropyl. Another group of preferred compounds of Formula (VIIB) is that wherein R₄ is p-methoxyphenyl or 2,4,6-trimethoxyphenyl. Still another group of preferred compounds of Formula (VIIB) is that wherein A is ethylene or a bond. Yet another group of preferred compounds of Formula (VIIB) is that
- 10 wherein E is decyl, oleoyl or 7-Z-hexadecenyl. Preferably R₁, R₂ and R₃ are each hydrogen.

- 30 -

More preferred compounds of Formula (VIIB) are those wherein R is hydrogen, methyl, ethyl, phenyl or phenylpropyl; R₄ is p-methoxyphenyl or 2,4,6-trimethoxyphenyl; A is ethylene or a bond; E is decyl, oleoyl or 7-Z-hexadecenyl; and R₁, R₂ and R₃ are each hydrogen.

5 A preferred compound of Formula (VIIB) is that wherein E is decyl, R is hydrogen, B-A is phenyl and R₄ is p-methoxyphenyl.

In another embodiment, sterol absorption inhibitors useful in the methods of the present invention are represented by Formula (VIII):

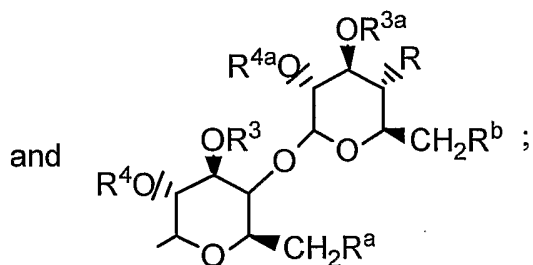
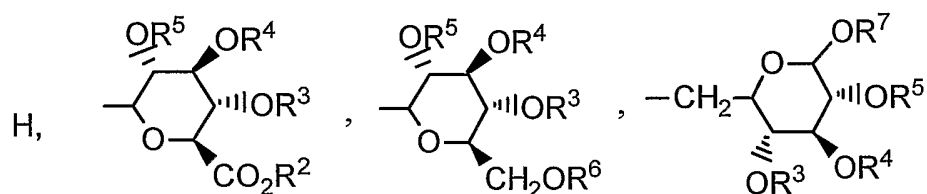


(VIII)

or a pharmaceutically acceptable salt thereof or a solvate thereof, wherein, in Formula (VIII) above,

R²⁶ is H or OG¹;

15 G and G¹ are independently selected from the group consisting of



OH, G is not H;

R, R^a and R^b are independently selected from the group consisting of H, -OH, halogeno, -NH₂, azido, (C₁-C₆)alkoxy(C₁-C₆)-alkoxy or -W-R³⁰;

W is independently selected from the group consisting of -NH-C(O)-,

provided that when R²⁶ is H or

- 31 -

-O-C(O)-, -O-C(O)-N(R³¹)-, -NH-C(O)-N(R³¹)- and -O-C(S)-N(R³¹)-;

R² and R⁶ are independently selected from the group consisting of H, (C₁-C₆)alkyl, aryl and aryl(C₁-C₆)alkyl;

R³, R⁴, R⁵, R⁷, R^{3a} and R^{4a} are independently selected from the group
 5 consisting of H, (C₁-C₆)alkyl, aryl(C₁-C₆)alkyl, -C(O)(C₁-C₆)alkyl and
 -C(O)aryl;

R³⁰ is selected from the group consisting of R³²-substituted T,
 R³²-substituted-T-(C₁-C₆)alkyl, R³²-substituted-(C₂-C₄)alkenyl,
 R³²-substituted-(C₁-C₆)alkyl, R³²-substituted-(C₃-C₇)cycloalkyl and
 10 R³²-substituted-(C₃-C₇)cycloalkyl(C₁-C₆)alkyl;

R³¹ is selected from the group consisting of H and (C₁-C₄)alkyl;

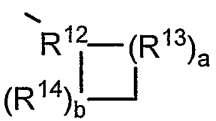
T is selected from the group consisting of phenyl, furyl, thienyl, pyrrolyl,
 oxazolyl, isoxazolyl, thiazolyl, iosthiazolyl, benzothiazolyl, thiadiazolyl, pyrazolyl,
 imidazolyl and pyridyl;

15 R³² is independently selected from 1-3 substituents independently selected
 from the group consisting of halogeno, (C₁-C₄)alkyl, -OH, phenoxy,
 -CF₃, -NO₂, (C₁-C₄)alkoxy, methylenedioxy, oxo, (C₁-C₄)alkylsulfanyl,
 (C₁-C₄)alkylsulfinyl, (C₁-C₄)alkylsulfonyl, -N(CH₃)₂, -C(O)-NH(C₁-C₄)alkyl,
 -C(O)-N((C₁-C₄)alkyl)₂, -C(O)-(C₁-C₄)alkyl, -C(O)-(C₁-C₄)alkoxy and
 20 pyrrolidinylcarbonyl; or R³² is a covalent bond and R³¹, the nitrogen to which it is
 attached and R³² form a pyrrolidinyl, piperidinyl, N-methyl-piperazinyl, indolinyl or
 morpholinyl group, or a (C₁-C₄)alkoxycarbonyl-substituted pyrrolidinyl, piperidinyl, N-
 methylpiperazinyl, indolinyl or morpholinyl group;

Ar¹ is aryl or R¹⁰-substituted aryl;

25 Ar² is aryl or R¹¹-substituted aryl;

Q is a bond or, with the 3-position ring carbon of the azetidinone,

forms the spiro group ; and

- 32 -

R¹ is selected from the group consisting of

-(CH₂)_q-, wherein q is 2-6, provided that when Q forms a spiro ring, q can also be zero or 1;

-(CH₂)_e-E-(CH₂)_r-, wherein E is -O-, -C(O)-, phenylene, -NR²²- or -S(O)₀₋₂-, e is 0-5 and r is 0-5, provided that the sum of e and r is 1-6;

-(C₂-C₆)alkenylene-; and

-(CH₂)_f-V-(CH₂)_g-, wherein V is C₃-C₆ cycloalkylene, f is 1-5 and g is 0-5, provided that the sum of f and g is 1-6;

R¹² is

-CH-, -C(C₁-C₆ alkyl)-, -CF-, -C(OH)-, -C(C₆H₄-R²³)-, -N-, or -⁺N⁺O⁻-;

R¹³ and R¹⁴ are independently selected from the group consisting of

-CH₂-, -CH(C₁-C₆ alkyl)-, -C(di-(C₁-C₆ alkyl)-, -CH=CH- and

-C(C₁-C₆ alkyl)=CH-; or R¹² together with an adjacent R¹³, or R¹² together with an adjacent R¹⁴, form a -CH=CH- or a -CH=C(C₁-C₆ alkyl)- group;

a and b are independently 0, 1, 2 or 3, provided both are not zero;

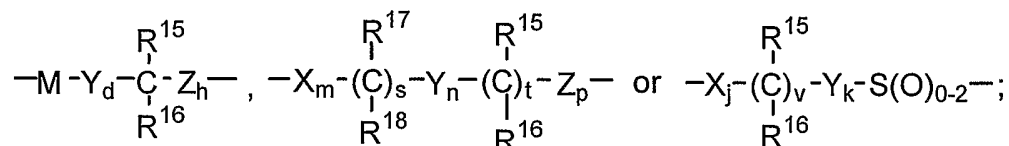
provided that when R¹³ is -CH=CH- or -C(C₁-C₆ alkyl)=CH-, a is 1;

provided that when R¹⁴ is -CH=CH- or -C(C₁-C₆ alkyl)=CH-, b is 1;

provided that when a is 2 or 3, the R¹³'s can be the same or different; and

provided that when b is 2 or 3, the R¹⁴'s can be the same or different;

and when Q is a bond, R¹ also can be:



M is -O-, -S-, -S(O)- or -S(O)₂-;

X, Y and Z are independently selected from the group consisting of -CH₂-, -CH(C₁-C₆)alkyl- and -C(di-(C₁-C₆)alkyl);

R¹⁰ and R¹¹ are independently selected from the group consisting of 1-3 substituents independently selected from the group consisting of

- 33 -

(C₁-C₆)alkyl, -OR¹⁹, -O(CO)R¹⁹, -O(CO)OR²¹, -O(CH₂)₁₋₅OR¹⁹,
 -O(CO)NR¹⁹R²⁰, -NR¹⁹R²⁰, -NR¹⁹(CO)R²⁰, -NR¹⁹(CO)OR²¹,
 -NR¹⁹(CO)NR²⁰R²⁵, -NR¹⁹SO₂R²¹, -COOR¹⁹, -CONR¹⁹R²⁰, -COR¹⁹,
 -SO₂NR¹⁹R²⁰, S(O)₀₋₂R²¹, -O(CH₂)₁₋₁₀-COOR¹⁹,
 5 -O(CH₂)₁₋₁₀CONR¹⁹R²⁰, -(C₁-C₆ alkylene)-COOR¹⁹, -CH=CH-COOR¹⁹,
 -CF₃, -CN, -NO₂ and halogen;

R¹⁵ and R¹⁷ are independently selected from the group consisting of
 -OR¹⁹, -O(CO)R¹⁹, -O(CO)OR²¹ and -O(CO)NR¹⁹R²⁰;

R¹⁶ and R¹⁸ are independently selected from the group consisting of H,
 10 (C₁-C₆)alkyl and aryl; or R¹⁵ and R¹⁶ together are =O, or R¹⁷ and R¹⁸ together are
 =O;

d is 1, 2 or 3;

h is 0, 1, 2, 3 or 4;

s is 0 or 1; t is 0 or 1; m, n and p are independently 0-4;

15 provided that at least one of s and t is 1, and the sum of m, n, p, s and t is 1-6;

provided that when p is 0 and t is 1, the sum of m, s and n is 1-5; and provided
 that when p is 0 and s is 1, the sum of m, t and n is 1-5;

v is 0 or 1;

j and k are independently 1-5, provided that the sum of j, k and v is 1-5;

20 and when Q is a bond and R¹ is
$$\begin{array}{c} \text{R}^{15} \\ | \\ -\text{X}_j - (\text{C})_v - \text{Y}_k - \text{S}(\text{O})_{0-2} - \\ | \\ \text{R}^{16} \end{array}$$
, Ar¹ can also be
 pyridyl, isoxazolyl, furanyl, pyrrolyl, thienyl, imidazolyl, pyrazolyl, thiazolyl, pyrazinyl,
 pyrimidinyl or pyridazinyl;

R¹⁹ and R²⁰ are independently selected from the group consisting of H, (C₁-
 C₆)alkyl, aryl and aryl-substituted (C₁-C₆)alkyl;

25 R²¹ is (C₁-C₆)alkyl, aryl or R²⁴-substituted aryl;

R²² is H, (C₁-C₆)alkyl, aryl (C₁-C₆)alkyl, -C(O)R¹⁹ or -COOR¹⁹;

- 34 -

R²³ and R²⁴ are independently 1-3 groups independently selected from the group consisting of H, (C₁-C₆)alkyl, (C₁-C₆)alkoxy, -COOH, NO₂, -NR¹⁹R²⁰, -OH and halogeno; and R²⁵ is H, -OH or (C₁-C₆)alkoxy.

5

Ar² is preferably phenyl or R¹¹-phenyl, especially (4-R¹¹)-substituted phenyl. Preferred definitions of R¹¹ are lower alkoxy, especially methoxy, and halogeno, especially fluoro.

Ar¹ is preferably phenyl or R¹⁰-substituted phenyl, especially (4-R¹⁰)-substituted phenyl. Preferably R¹⁰ is halogeno, and more preferably fluoro.

There are several preferred definitions for the -R¹-Q- combination of variables:

Q is a bond and R¹ is lower alkylene, preferably propylene;

Q is a spiro group as defined above, wherein preferably R¹³ and R¹⁴ are each ethylene and R¹² is $\begin{array}{c} | \\ -\text{CH}- \\ | \end{array}$ or $\begin{array}{c} | \\ -\text{C}(\text{OH})- \\ | \end{array}$, and R¹ is -(CH₂)_q wherein q is 0-6;

Q is a bond and R¹ is $\begin{array}{c} \text{R}^{15} \\ | \\ -\text{M}-\text{Y}_d-\text{C}-\text{Z}_h- \\ | \\ \text{R}^{16} \end{array}$ wherein the variables

are chosen such that R¹ is -O-CH₂-CH(OH)-;

Q is a bond and R¹ is $\begin{array}{c} \text{R}^{17} \\ | \\ -\text{X}_m-(\text{C})_s-\text{Y}_n-(\text{C})_t-\text{Z}_p- \\ | \qquad \qquad | \\ \text{R}^{18} \qquad \qquad \text{R}^{16} \end{array}$ wherein the

variables are chosen such that R¹ is -CH(OH)-(CH₂)₂-; and

Q is a bond and R¹ is $\begin{array}{c} \text{R}^{15} \\ | \\ -\text{X}_j-(\text{C})_v-\text{Y}_k-\text{S}(\text{O})_{0-2}- \\ | \\ \text{R}^{16} \end{array}$ wherein the

variables are chosen such that R¹ is -CH(OH)-CH₂-S(O)₀₋₂-.

A preferred compound of Formula (VIII) therefore, is one wherein G and G¹ are as defined above and in which the remaining variables have the following definitions:

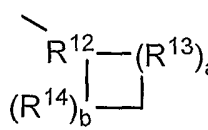
20

- 35 -

Ar¹ is phenyl or R¹⁰-substituted phenyl, wherein R¹⁰ is halogeno;

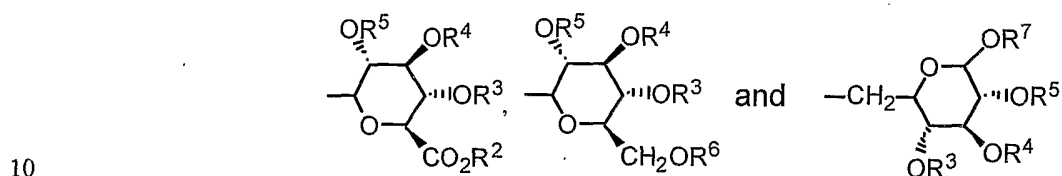
Ar² is phenyl or R¹¹-phenyl, wherein R¹¹ is 1 to 3 substituents independently selected from the group consisting of C₁-C₆ alkoxy and halogeno;

Q is a bond and R¹ is lower alkylene; Q, with the 3-position

5 ring carbon of the azetidinone, forms the group  wherein preferably R¹³ and R¹⁴ are each ethylene and a and b are each 1, and wherein R¹² is

-CH- or -C(OH)-; Q is a bond and R¹ is -O-CH₂-CH(OH)-; Q is a bond and R¹ is -CH(OH)-(CH₂)₂-; or Q is a bond and R¹ is -CH(OH)-CH₂-S(O)₀₋₂.

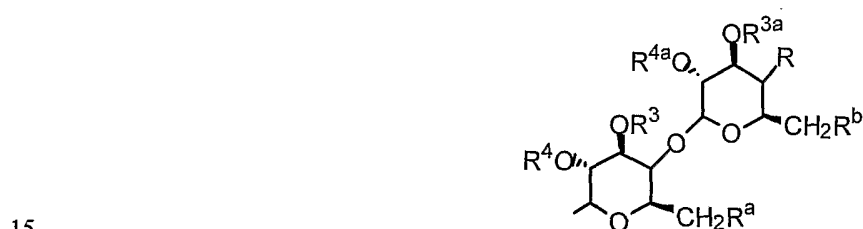
Preferred variables for G and G¹ groups of the formulae



are as follows:

R², R³, R⁴, R⁵, R⁶ and R⁷ are independently selected from the group consisting of H, (C₁-C₆)alkyl, benzyl and acetyl.

Preferred variables for group G or G¹ of the formula:



are as follows:

R³, R^{3a}, R⁴ and R^{4a} are selected from the group consisting of H, (C₁-C₆)alkyl, benzyl and acetyl;

R, R^a and R^b are independently selected from the group consisting of H,
20 -OH, halogeno, -NH₂, azido, (C₁-C₆)alkoxy(C₁-C₆)alkoxy and -W-R³⁰,
wherein W is -O-C(O)- or -O-C(O)-NR³¹-, R³¹ is H and

- 36 -

R³⁰ is (C₁-C₆)alkyl, -C(O)-(C₁-C₄)alkoxy-(C₁-C₆)alkyl, T, T-(C₁-C₆)alkyl, or T or T-(C₁-C₆)alkyl wherein T is substituted by one or two halogeno or (C₁-C₆)alkyl groups.

Preferred R³⁰ substituents are selected from the group consisting of: 2-fluorophenyl, 2,4-difluoro-phenyl, 2,6-dichlorophenyl, 2-methylphenyl, 2-thienylmethyl, 2-methoxy-carbonyl-ethyl, thiazol-2-yl-methyl, 2-furyl, 2-methoxycarbonylbutyl and phenyl.

Preferred combinations of R, R^a and R^b are as follows:

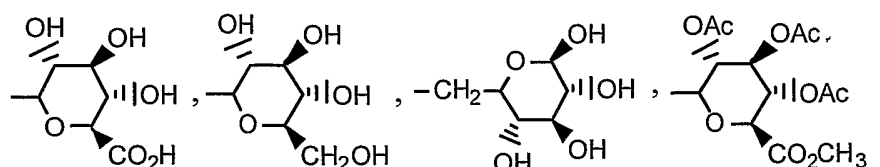
1) R, R^a and R^b are independently -OH or -O-C(O)-NH-R³⁰, especially wherein R^a is -OH and R and R^b are -O-C(O)-NH-R³⁰ and R³⁰ is selected from the preferred substituents identified above, or wherein R and R^a are each -OH and R^b is -O-C(O)-NH-R³⁰ wherein R³⁰ is 2-fluorophenyl, 2,4-difluoro-phenyl, 2,6-dichlorophenyl;

2) R^a is -OH, halogeno, azido or (C₁-C₆)-alkoxy(C₁-C₆)alkoxy, R^b is H, halogeno, azido or (C₁-C₆)alkoxy(C₁-C₆)alkoxy, and R is -O-C(O)-NH-R³⁰, especially compounds wherein R^a is -OH, R^b is H and R³⁰ is 2-fluorophenyl;

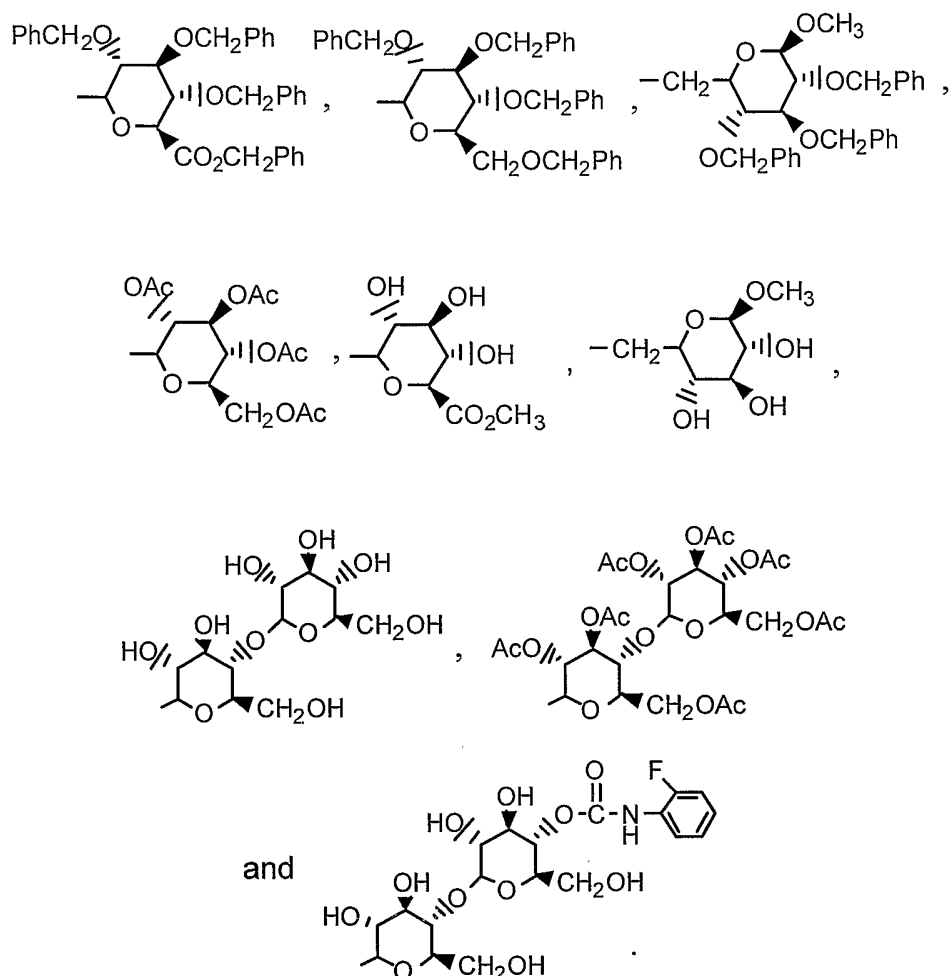
3) R, R^a and R^b are independently -OH or -O-C(O)-R³⁰ and R³⁰ is (C₁-C₆)alkyl, T, or T substituted by one or two halogeno or (C₁-C₆)alkyl groups, especially compounds wherein R is -OH and R^a and R^b are -O-C(O)-R³⁰ wherein R³⁰ is 2-furyl; and

4) R, R^a and R^b are independently -OH or halogeno. Three additional classes of preferred compounds are those wherein the C^{1'} anomeric oxy is beta, wherein the C^{2'} anomeric oxy is beta, and wherein the R group is alpha.

G and G¹ are preferably selected from:



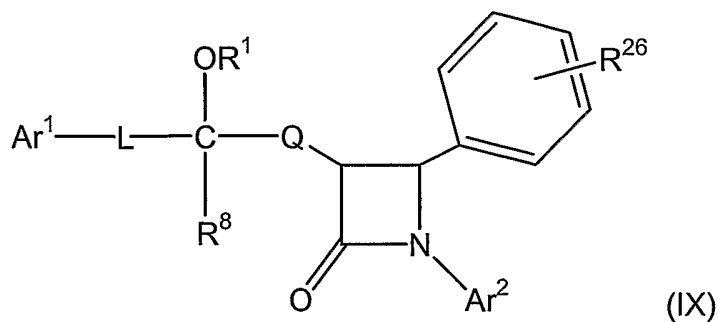
- 37 -



wherein Ac is acetyl and Ph is phenyl.

Preferably, R²⁶ is H or OH, more preferably H. The -O-G substituent is preferably in the 4-position of the phenyl ring to which it is attached.

In another embodiment, sterol inhibitors useful in the compositions and methods of the present invention are represented by Formula (IX) below:

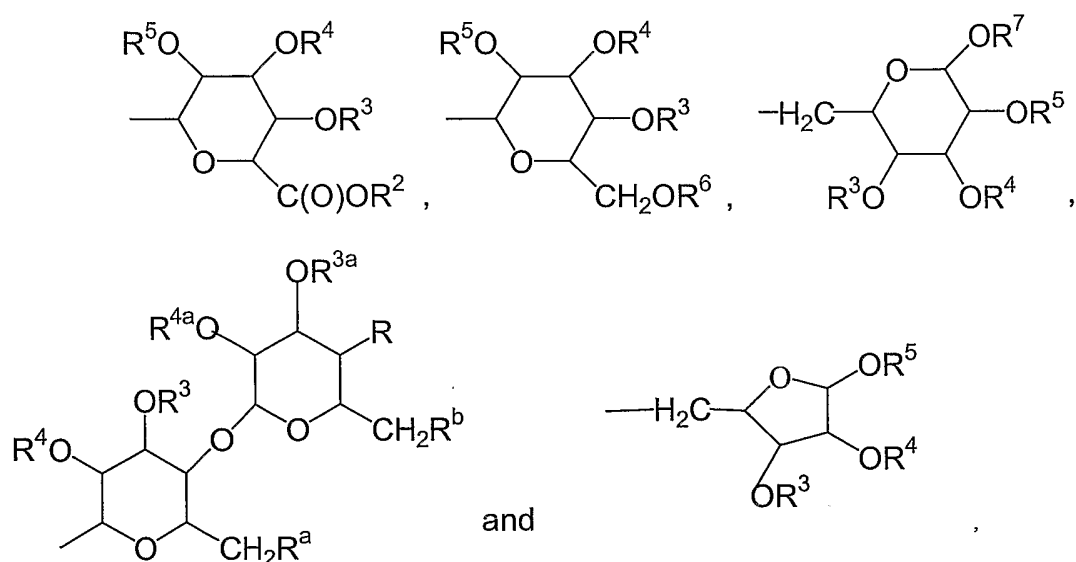


or a pharmaceutically acceptable salt or solvate thereof, wherein in Formula (IX):

- 38 -

R^1 is selected from the group consisting of H, G, G^1 , G^2 , $-\text{SO}_3\text{H}$ and $-\text{PO}_3\text{H}$;

G is selected from the group consisting of: H,



5

(sugar derivatives)

wherein R, R^a and R^b are each independently selected from the group consisting of H, $-\text{OH}$, halo, $-\text{NH}_2$, azido, $(\text{C}_1\text{-C}_6)\text{alkoxy}(\text{C}_1\text{-C}_6)\text{alkoxy}$ or $-\text{W-R}^{30}$;

10

W is independently selected from the group consisting of $-\text{NH-C(O)-}$, $-\text{O-C(O)-}$, $-\text{O-C(O)-N(R}^{31})-$, $-\text{NH-C(O)-N(R}^{31})-$ and $-\text{O-C(S)-N(R}^{31})-$;

15

R^2 and R^6 are each independently selected from the group consisting of H, $(\text{C}_1\text{-C}_6)\text{alkyl}$, acetyl, aryl and $\text{aryl}(\text{C}_1\text{-C}_6)\text{alkyl}$;

R^3 , R^4 , R^5 , R^7 , R^{3a} and R^{4a} are each independently selected from the group consisting of H, $(\text{C}_1\text{-C}_6)\text{alkyl}$, acetyl, $\text{aryl}(\text{C}_1\text{-C}_6)\text{alkyl}$, $-\text{C(O)}(\text{C}_1\text{-C}_6)\text{alkyl}$ and $-\text{C(O)aryl}$;

20

- 39 -

R³⁰ is independently selected from the group consisting of R³²-substituted T, R³²-substituted-T-(C₁-C₆)alkyl, R³²-substituted-(C₂-C₄)alkenyl, R³²-substituted-(C₁-C₆)alkyl, R³²-substituted-(C₃-C₇)cycloalkyl and R³²-substituted-(C₃-C₇)cycloalkyl(C₁-C₆)alkyl;

5

R³¹ is independently selected from the group consisting of H and (C₁-C₄)alkyl;

T is independently selected from the group consisting of phenyl, furyl, thienyl, pyrrolyl, oxazolyl, isoxazolyl, thiazolyl, isothiazolyl, benzothiazolyl, thiadiazolyl, pyrazolyl, imidazolyl and pyridyl;

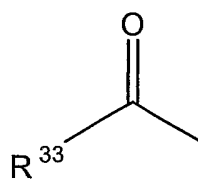
10

R³² is independently selected from 1-3 substituents which are each independently selected from the group consisting of H, halo, (C₁-C₄)alkyl, -OH, phenoxy, -CF₃, -NO₂, (C₁-C₄)alkoxy, methylenedioxy, oxo, (C₁-C₄)alkylsulfanyl, (C₁-C₄)alkylsulfinyl, (C₁-C₄)alkylsulfonyl, -N(CH₃)₂, -C(O)-NH(C₁-C₄)alkyl, -C(O)-N((C₁-C₄)alkyl)₂, -C(O)-(C₁-C₄)alkyl, -C(O)-(C₁-C₄)alkoxy and pyrrolidinylcarbonyl; or R³² is a covalent bond and R³¹, the nitrogen to which it is attached and R³² form a pyrrolidinyl, piperidinyl, N-methyl-piperazinyl, indolinyl or morpholinyl group, or a (C₁-C₄)alkoxycarbonyl-substituted pyrrolidinyl, piperidinyl, N-methylpiperazinyl, indolinyl or morpholinyl group;

15

20

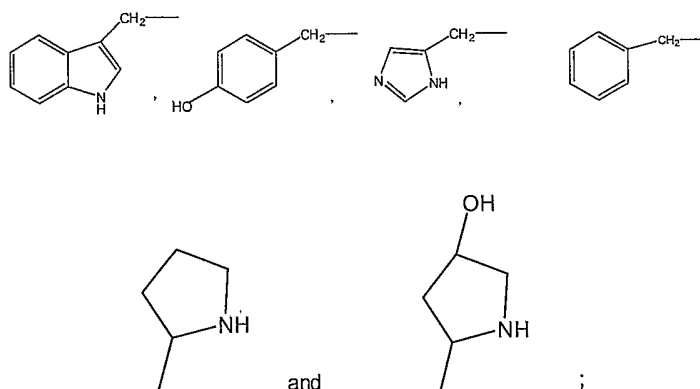
G¹ is represented by the structure:



25

wherein R³³ is independently selected from the group consisting of unsubstituted alkyl, R³⁴-substituted alkyl, (R³⁵)(R³⁶)alkyl-,

- 40 -

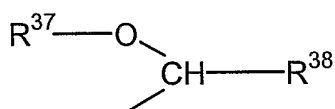


5 R^{34} is one to three substituents, each R^{34} being independently selected from the group consisting of HOOC- , HS- , $(\text{CH}_3)\text{S-}$, $\text{H}_2\text{N-}$, $(\text{NH}_2)(\text{NH})\text{C}(\text{NH})\text{-}$, $(\text{NH}_2)\text{C}(\text{O})\text{-}$ and $\text{HOOCCH}(\text{NH}_3^+)\text{CH}_2\text{SS-}$;

10 R^{35} is independently selected from the group consisting of H and $\text{NH}_2\text{-}$;

R^{36} is independently selected from the group consisting of H, unsubstituted alkyl, R^{34} -substituted alkyl, unsubstituted cycloalkyl and R^{34} -substituted cycloalkyl;

G^2 is represented by the structure:



15 wherein R^{37} and R^{38} are each independently selected from the group consisting of $(\text{C}_1\text{-C}_6)\text{alkyl}$ and aryl;

20 R^{26} is one to five substituents, each R^{26} being independently selected from the group consisting of:

- a) H;
- b) -OH ;
- c) -OCH_3 ;
- 25 d) fluorine;
- e) chlorine;

- 41 -

- f) $-\text{O}-\text{G}$;
 g) $-\text{O}-\text{G}^1$;
 h) $-\text{O}-\text{G}^2$;
 i) $-\text{SO}_3\text{H}$; and
 j) $-\text{PO}_3\text{H}$;

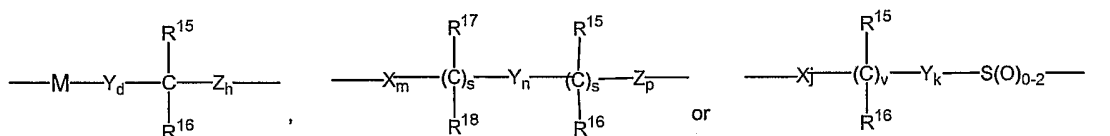
provided that when R^1 is H, R^{26} is not H, $-\text{OH}$, $-\text{OCH}_3$ or $-\text{O}-\text{G}$;

Ar^1 is aryl, R^{10} -substituted aryl, heteroaryl or R^{10} -substituted heteroaryl;

Ar^2 is aryl, R^{11} -substituted aryl, heteroaryl or R^{11} -substituted heteroaryl;

L is selected from the group consisting of:

- a) a covalent bond;
 b) $-(\text{CH}_2)_q-$, wherein q is 1-6;
 c) $-(\text{CH}_2)_e-\text{E}-(\text{CH}_2)_r-$, wherein E is $-\text{O}-$, $-\text{C}(\text{O})-$, phenylene, $-\text{NR}^{22}-$ or $-\text{S}(\text{O})_{0-2}-$, e is 0-5 and r is 0-5, provided that the sum of e and r is 1-6;
 d) $-(\text{C}_2-\text{C}_6)\text{alkenylene}-$;
 e) $-(\text{CH}_2)_f-\text{V}-(\text{CH}_2)_g-$, wherein V is C_3-C_6 cycloalkylene, f is 1-5 and g is 0-5, provided that the sum of f and g is 1-6; and
 f)



wherein M is $-\text{O}-$, $-\text{S}-$, $-\text{S}(\text{O})-$ or $-\text{S}(\text{O})_2-$;

X, Y and Z are each independently selected from the group consisting of $-\text{CH}_2-$, $-\text{CH}(\text{C}_1-\text{C}_6)\text{alkyl}-$ and $-\text{C}(\text{di}-(\text{C}_1-\text{C}_6)\text{alkyl})-$;

R^8 is selected from the group consisting of H and alkyl;

- 42 -

R¹⁰ and R¹¹ are each independently selected from the group consisting of 1-3 substituents which are each independently selected from the group consisting of (C₁-C₆)alkyl, -OR¹⁹, -O(CO)R¹⁹, -O(CO)OR²¹, -O(CH₂)₁₋₅OR¹⁹, -O(CO)NR¹⁹R²⁰, -NR¹⁹R²⁰, -NR¹⁹(CO)R²⁰, -NR¹⁹(CO)OR²¹, -NR¹⁹(CO)NR²⁰R²⁵, -NR¹⁹SO₂R²¹, -COOR¹⁹, -CONR¹⁹R²⁰, -COR¹⁹, -SO₂NR¹⁹R²⁰, S(O)₀₋₂R²¹, -O(CH₂)₁₋₁₀-COOR¹⁹, -O(CH₂)₁₋₁₀CONR¹⁹R²⁰, -(C₁-C₆ alkylene)-COOR¹⁹, -CH=CH-COOR¹⁹, -CF₃, -CN, -NO₂ and halo;

R¹⁵ and R¹⁷ are each independently selected from the group consisting of -OR¹⁹, -OC(O)R¹⁹, -OC(O)OR²¹, -OC(O)NR¹⁹R²⁰;

R¹⁶ and R¹⁸ are each independently selected from the group consisting of H, (C₁-C₆)alkyl and aryl;

or R¹⁵ and R¹⁶ together are =O, or R¹⁷ and R¹⁸ together are =O;

d is 1, 2 or 3;

h is 0, 1, 2, 3 or 4;

s is 0 or 1;

t is 0 or 1;

m, n and p are each independently selected from 0-4;

provided that at least one of s and t is 1, and the sum of m, n, p, s and t is 1-6;

provided that when p is 0 and t is 1, the sum of m, n and p is 1-5; and provided that

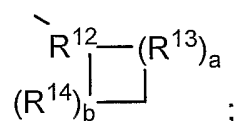
when p is 0 and s is 1, the sum of m, t and n is 1-5;

v is 0 or 1;

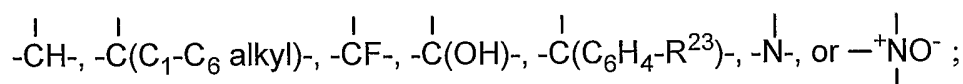
j and k are each independently 1-5, provided that the sum of j, k and v is 1-5;

Q is a bond, -(CH₂)_q-, wherein q is 1-6, or, with the 3-position ring carbon of the azetidinone, forms the spiro group

- 43 -



wherein R¹² is



5

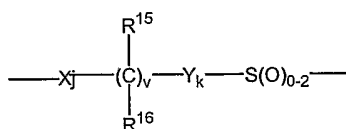
R¹³ and R¹⁴ are each independently selected from the group consisting of -CH₂-, -CH(C₁-C₆ alkyl)-, -C(di-(C₁-C₆) alkyl)-, -CH=CH- and -C(C₁-C₆ alkyl)=CH-; or R¹² together with an adjacent R¹³, or R¹² together with an adjacent R¹⁴, form a -CH=CH- or a -CH=C(C₁-C₆ alkyl)- group;

10

a and b are each independently 0, 1, 2 or 3, provided both are not zero; provided that when R¹³ is -CH=CH- or -C(C₁-C₆ alkyl)=CH-, a is 1; provided that when R¹⁴ is -CH=CH- or -C(C₁-C₆ alkyl)=CH-, b is 1; provided that when a is 2 or 3, the R¹³'s can be the same or different; and provided that when b is 2 or 3, the R¹⁴'s can be the same or different;

15

and when Q is a bond and L is



20

then Ar¹ can also be pyridyl, isoxazolyl, furanyl, pyrrolyl, thienyl, imidazolyl, pyrazolyl, thiazolyl, pyrazinyl, pyrimidinyl or pyridazinyl;

25

R¹⁹ and R²⁰ are each independently selected from the group consisting of H, (C₁-C₆)alkyl, aryl and aryl-substituted (C₁-C₆)alkyl;

- 44 -

R²¹ is (C₁-C₆)alkyl, aryl or R²⁴-substituted aryl;

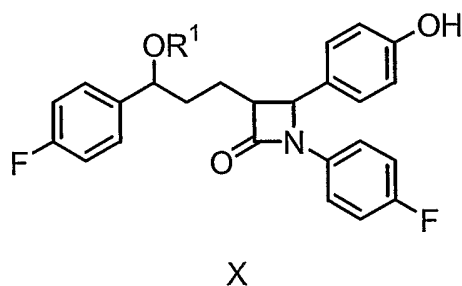
R²² is H, (C₁-C₆)alkyl, aryl (C₁-C₆)alkyl, -C(O)R¹⁹ or -COOR¹⁹;

5 R²³ and R²⁴ are each independently selected from the group consisting of 1-3 substituents which are each independently selected from the group consisting of H, (C₁-C₆)alkyl, (C₁-C₆)alkoxy, -COOH, NO₂, -NR¹⁹R²⁰, -OH and halo; and

R²⁵ is H, -OH or (C₁-C₆)alkoxy.

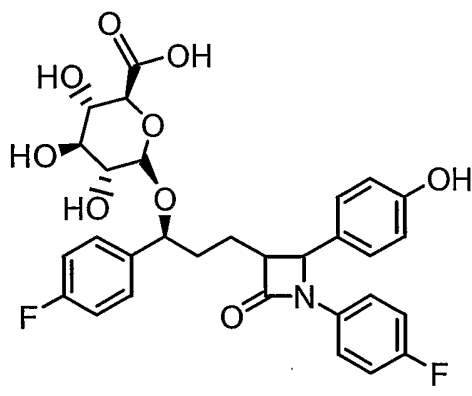
10 Examples of compounds of Formula (IX) which are useful in the methods and combinations of the present invention and methods for making such compounds are disclosed in U.S. Patent Application Serial No. 10/166,942, filed June 11, 2002, incorporated herein by reference.

15 An example of a useful compound of this invention is one represented by the formula X:



wherein R¹ is defined as above.

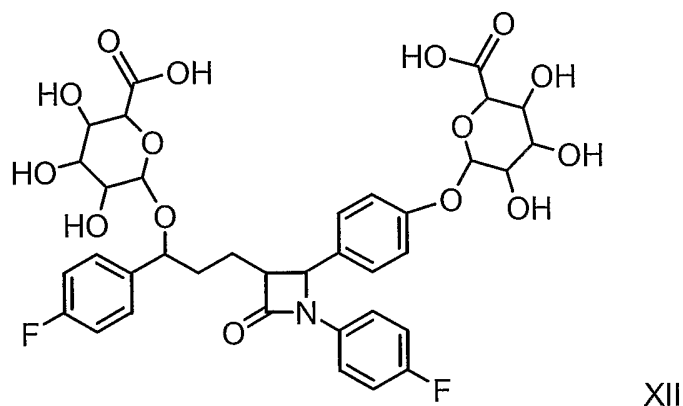
20 A more preferred compound is one represented by formula XI:



(XI).

- 45 -

Another useful compound is represented by Formula XII:



In another embodiment, the present invention provides a method for treating or preventing vascular inflammation or for reducing c-reactive protein comprising administering to a mammal at least one substituted azetidinone compound or substituted β -lactam compound or pharmaceutically acceptable salts thereof or prodrugs thereof. Suitable substituted azetidinone compounds or substituted β -lactam compounds can be selected from any of the compounds discussed above in Formulae I-XII. Other useful substituted azetidinone compounds include N-sulfonyl-2-azetidinones such as are disclosed in U.S. Patent No. 4,983,597 and ethyl 4-(2-oxoazetidin-4-yl)phenoxy-alkanoates such as are disclosed in Ram et al., Indian J. Chem. Sect. B. 29B, 12 (1990), p. 1134-7, which are incorporated by reference herein.

The compounds of Formulae I-XII can be prepared by known methods, including the methods discussed above and, for example, WO 93/02048 describes the preparation of compounds wherein $-R^1-Q-$ is alkylene, alkenylene or alkylene interrupted by a hetero atom, phenylene or cycloalkylene; WO 94/17038 describes the preparation of compounds wherein Q is a spirocyclic group; WO 95/08532 describes the preparation of compounds wherein $-R^1-Q-$ is a hydroxy-substituted alkylene group; PCT/US95/03196 describes compounds wherein $-R^1-Q-$ is a hydroxy-substituted alkylene attached to the Ar^1 moiety through an $-O-$ or $S(O)_0-2$ -group; and U.S. Serial No. 08/463,619, filed June 5, 1995, describes the preparation

- 46 -

of compounds wherein $-R^1-Q-$ is a hydroxy-substituted alkylene group attached the azetidinone ring by a $-S(O)_0-2-$ group.

The daily dose of the sterol or 5α -stanol absorption inhibitor(s) administered to the subject can range from about 0.1 to about 1000 mg per day, preferably about 0.25 to about 50 mg/day, and more preferably about 10 mg per day, given in a single dose or 2-4 divided doses. The exact dose, however, is determined by the attending clinician and is dependent on the potency of the compound administered, the age, weight, condition and response of the patient.

For administration of pharmaceutically acceptable salts of the above compounds, the weights indicated above refer to the weight of the acid equivalent or the base equivalent of the therapeutic compound derived from the salt.

In another embodiment, the methods of the present invention for treating or preventing vascular inflammation or for reducing blood levels of c-reactive protein can further comprise one or more peroxisome proliferator-activated receptor activator(s) coadministered with or in combination with the and sterol absorption inhibitor(s). These activators act as agonists for the peroxisome proliferator-activated receptors (PPAR). Three subtypes of PPAR have been identified, and these are designated as peroxisome proliferator-activated receptor alpha (PPAR α), peroxisome proliferator-activated receptor gamma (PPAR γ) and peroxisome proliferator-activated receptor delta (PPAR δ). It should be noted that PPAR δ is also referred to in the literature as PPAR β and as NUC1, and each of these names refers to the same receptor.

PPAR α regulates the metabolism of lipids. PPAR α is activated by fibrates and a number of medium and long-chain fatty acids, and it is involved in stimulating β -oxidation of fatty acids. The PPAR γ receptor subtypes are involved in activating the program of adipocyte differentiation and are not involved in stimulating peroxisome proliferation in the liver. PPAR δ has been identified as being useful in increasing high density lipoprotein (HDL) levels in humans. See, e.g., WO 97/28149.

PPAR α activator compounds are useful for, among other things, lowering triglycerides, moderately lowering LDL levels and increasing HDL levels. Useful examples of PPAR α activators include fibrates.

Non-limiting examples of suitable fibric acid derivatives ("fibrates") include clofibrate (such as ethyl 2-(p-chlorophenoxy)-2-methyl-propionate, for example

ATROMID-S® Capsules which are commercially available from Wyeth-Ayerst); gemfibrozil (such as 5-(2,5-dimethylphenoxy)-2,2-dimethylpentanoic acid, for example LOPID® tablets which are commercially available from Parke Davis); ciprofibrate (C.A.S. Registry No. 52214-84-3, see U.S. Patent No. 3,948,973 which is incorporated
5 herein by reference); bezafibrate (C.A.S. Registry No. 41859-67-0, see U.S. Patent No. 3,781,328 which is incorporated herein by reference); clinofibrate (C.A.S. Registry No. 30299-08-2, see U.S. Patent No. 3,716,583 which is incorporated herein by reference); binifibrate (C.A.S. Registry No. 69047-39-8, see BE 884722 which is incorporated herein by reference); lifibrol (C.A.S. Registry No. 96609-16-4);
10 fenofibrate (such as TRICOR® micronized fenofibrate (2-[4-(4-chlorobenzoyl) phenoxy]-2-methyl-propanoic acid, 1-methylethyl ester) which is commercially available from Abbott Laboratories or LIPANTHYL® micronized fenofibrate which is commercially available from Laboratoire Fournier, France) and mixtures thereof. These compounds can be used in a variety of forms, including but not limited to acid form,
15 salt form, racemates, enantiomers, zwitterions and tautomers.

Other examples of PPAR α activators useful with the practice of the present invention include suitable fluorophenyl compounds as disclosed in U.S. No. 6,028,109 which is incorporated herein by reference; certain substituted phenylpropionic compounds as disclosed in WO 00/75103 which is incorporated herein by reference;
20 and PPAR α activator compounds as disclosed in WO 98/43081 which is incorporated herein by reference.

Non-limiting examples of suitable PPAR γ activator include derivatives of glitazones or thiazolidinediones, such as, troglitazone (such as REZULIN® troglitazone (-5-[[4-[3,4-dihydro-6-hydroxy-2,5,7,8-tetramethyl-2H-1-benzopyran-2-yl)methoxy]phenyl] methyl]-2,4-thiazolidinedione) commercially available from Parke-Davis); rosiglitazone (such as AVANDIA® rosiglitazone maleate (-5-[[4-[2-(methyl-2-pyridinylamino)ethoxy] phenyl] methyl]-2,4-thiazolidinedione,
25 -2-butenedioate) commercially available from SmithKline Beecham) and pioglitazone (such as ACTOS™ pioglitazone hydrochloride (5-[[4-[2-(5-ethyl-2-pyridinyl)ethoxy]phenyl]methyl]-2,4-] thiazolidinedione monohydrochloride)
30 commercially available from Takeda Pharmaceuticals). Other useful thiazolidinediones include ciglitazone, englitazone, darglitazone and BRL 49653 as

disclosed in WO 98/05331 which is incorporated herein by reference; PPAR γ activator compounds disclosed in WO 00/76488 which is incorporated herein by reference; and PPAR γ activator compounds disclosed in U.S. Patent No. 5,994,554 which is incorporated herein by reference.

5 Other useful classes of PPAR γ activator compounds include certain acetylphenols as disclosed in U.S. Patent No. 5,859,051 which is incorporated herein by reference; certain quinoline phenyl compounds as disclosed in WO 99/20275 which is incorporated herein by reference; aryl compounds as disclosed by WO 99/38845 which is incorporated herein by reference; certain 1,4-disubstituted phenyl compounds
10 as disclosed in WO 00/63161; certain aryl compounds as disclosed in WO 01/00579 which is incorporated herein by reference; benzoic acid compounds as disclosed in WO 01/12612 & WO 01/12187 which are incorporated herein by reference; and substituted 4-hydroxy-phenylallic acid compounds as disclosed in WO 97/31907 which is incorporated herein by reference.

15 PPAR δ compounds are useful for, among other things, lowering triglyceride levels or raising HDL levels. Non-limiting examples of PPAR δ activators include suitable thiazole and oxazole derivatives, such as C.A.S. Registry No. 317318-32-4, as disclosed in WO 01/00603 which is incorporated herein by reference); certain fluoro, chloro or thio phenoxy phenylacetic acids as disclosed in WO 97/28149 which is
20 incorporated herein by reference; suitable non- β -oxidizable fatty acid analogues as disclosed in U.S. Patent No. 5,093,365 which is incorporated herein by reference; and PPAR δ compounds as disclosed in WO 99/04815 which is incorporated herein by reference.

Moreover, compounds that have multiple functionality for activating various
25 combinations of PPAR α , PPAR γ and PPAR δ are also useful with the practice of the present invention. Non-limiting examples include certain substituted aryl compounds as disclosed in U.S. Patent No. 6,248,781; WO 00/23416; WO 00/23415; WO 00/23425; WO 00/23445; WO 00/23451; and WO 00/63153, all of which are incorporated herein by reference, are described as being useful PPAR α and/or
30 PPAR γ activator compounds. Other non-limiting examples of useful PPAR α and/or PPAR γ activator compounds include activator compounds as disclosed in WO 97/25042 which is incorporated herein by reference; activator compounds as

disclosed in WO 00/63190 which is incorporated herein by reference; activator compounds as disclosed in WO 01/21181 which is incorporated herein by reference; biaryl-oxa(thia)zole compounds as disclosed in WO 01/16120 which is incorporated herein by reference; compounds as disclosed in WO 00/63196 and WO 00/63209 which are incorporated herein by reference; substituted 5-aryl-2,4-thiazolidinediones compounds as disclosed in U.S. Patent No. 6,008,237 which is incorporated herein by reference; arylthiazolidinedione and aryloxazolidinedione compounds as disclosed in WO 00/78312 and WO 00/78313G which are incorporated herein by reference; GW2331 or (2-(4-[difluorophenyl]-1heptylureido)ethyl]phenoxy)-2-methylbutyric compounds as disclosed in WO 98/05331 which is incorporated herein by reference; aryl compounds as disclosed in U.S. Patent No. 6,166,049 which is incorporated herein by reference; oxazole compounds as disclosed in WO 01/17994 which is incorporated herein by reference; and dithiolane compounds as disclosed in WO 01/25225 and WO 01/25226 which are incorporated herein by reference.

Other useful PPAR activator compounds include substituted benzylthiazolidine-2,4-dione compounds as disclosed in WO 01/14349, WO 01/14350 and WO/01/04351 which are incorporated herein by reference; mercaptocarboxylic compounds as disclosed in WO 00/50392 which is incorporated herein by reference; ascofuranone compounds as disclosed in WO 00/53563 which is incorporated herein by reference; carboxylic compounds as disclosed in WO 99/46232 which is incorporated herein by reference; compounds as disclosed in WO 99/12534 which is incorporated herein by reference; benzene compounds as disclosed in WO 99/15520 which is incorporated herein by reference; o-anisamide compounds as disclosed in WO 01/21578 which is incorporated herein by reference; and PPAR activator compounds as disclosed in WO 01/40192 which is incorporated herein by reference.

The peroxisome proliferator-activated receptor(s) activator(s) can be administered in a therapeutically effective amount to treat the specified condition, for example in a daily dose preferably ranging from about 50 to about 3000 mg per day, and more preferably about 50 to about 2000 mg per day, given in a single dose or 2-4 divided doses. The exact dose, however, is determined by the attending clinician and is dependent on such factors as the potency of the compound administered, the age, weight, condition and response of the patient.

- 50 -

In another embodiment of the present invention, the methods, compositions or therapeutic combinations can further comprise one or more pharmacological or therapeutic agents or drugs such as cholesterol biosynthesis inhibitors and/or lipid-lowering agents discussed below.

5 Non-limiting examples of cholesterol biosynthesis inhibitors for use in the methods for treating or preventing vascular inflammation or for reducing blood levels of c-reactive protein include competitive inhibitors of HMG CoA reductase, the rate-limiting step in cholesterol biosynthesis, squalene synthase inhibitors, squalene epoxidase inhibitors and mixtures thereof. Non-limiting examples of suitable HMG
10 CoA reductase inhibitors include statins such as lovastatin (for example MEVACOR® which is available from Merck & Co.), pravastatin (for example PRAVACHOL® which is available from Bristol Meyers Squibb), fluvastatin, simvastatin (for example ZOCOR® which is available from Merck & Co.), atorvastatin, cerivastatin, CI-981 and pitavastatin (such as NK-104 of Negma Kowa of Japan); HMG CoA synthetase
15 inhibitors, for example, L-659,699 ((E,E)-11-[3'R-(hydroxy-methyl)-4'-oxo-2'R-oxetanyl]-3,5,7R-trimethyl-2,4-undecadienoic acid); squalene synthesis inhibitors, for example squalestatin 1; and squalene epoxidase inhibitors, for example, NB-598 ((E)-N-ethyl-N-(6,6-dimethyl-2-hepten-4-ynyl)-3-[(3,3'-bithiophen-5-yl)methoxy]benzene-methanamine hydrochloride) and other sterol biosynthesis inhibitors such as DMP-
20 565. Preferred HMG CoA reductase inhibitors include lovastatin, pravastatin and simvastatin. The most preferred HMG CoA reductase inhibitor is simvastatin.

Generally, a total daily dosage of cholesterol biosynthesis inhibitor(s) can range from about 0.1 to about 160 mg per day, and preferably about 0.2 to about 80 mg/day in single or 2-3 divided doses.

25 In another preferred embodiment, the method for treating or preventing vascular inflammation or for reducing blood levels of c-reactive protein composition or treatment comprises the compound of Formula (II) in combination with one or more peroxisome proliferator-activated receptor(s) activator(s) and one or more cholesterol biosynthesis inhibitors. In this embodiment, preferably the peroxisome proliferator-
30 activated receptor activator(s) is a fibric acid derivative is selected from gemfibrozil, clofibrate and/or fenofibrate. Preferably the cholesterol biosynthesis inhibitor comprises one or more HMG CoA reductase inhibitors, such as, for example,

- 51 -

lovastatin, pravastatin and/or simvastatin. More preferably, the method comprises the compound of Formula (II) in combination with simvastatin and gemfibrozil or fenofibrate.

In another alternative embodiment, the methods of the present invention for
5 treating or preventing vascular inflammation or for reducing blood levels of c-reactive protein of the present invention can further comprise one or more bile acid sequestrants (insoluble anion exchange resins), coadministered with or in combination with the fibric acid derivative(s) and sterol absorption inhibitor(s) discussed above.

Bile acid sequestrants bind bile acids in the intestine, interrupting the
10 enterohepatic circulation of bile acids and causing an increase in the faecal excretion of steroids. Use of bile acid sequestrants is desirable because of their non-systemic mode of action. Bile acid sequestrants can lower intrahepatic cholesterol and promote the synthesis of apo B/E (LDL) receptors which bind LDL from plasma to further reduce cholesterol levels in the blood.

Non-limiting examples of suitable bile acid sequestrants include cholestyramine
15 (a styrene-divinylbenzene copolymer containing quaternary ammonium cationic groups capable of binding bile acids, such as QUESTRAN® or QUESTRAN LIGHT® cholestyramine which are available from Bristol-Myers Squibb), colestipol (a copolymer of diethylenetriamine and 1-chloro-2,3-epoxypropane, such as
20 COLESTID® tablets which are available from Pharmacia), colestevlam hydrochloride (such as WelChol® Tablets (poly(allylamine hydrochloride) cross-linked with epichlorohydrin and alkylated with 1-bromodecane and (6-bromohexyl)-trimethylammonium bromide) which are available from Sankyo), water soluble derivatives such as 3,3-ioene, N-(cycloalkyl) alkylamines and poliglusam, insoluble
25 quaternized polystyrenes, saponins and mixtures thereof. Other useful bile acid sequestrants are disclosed in PCT Patent Applications Nos. WO 97/11345 and WO 98/57652, and U.S. Patents Nos. 3,692,895 and 5,703,188 which are incorporated herein by reference. Suitable inorganic cholesterol sequestrants include bismuth salicylate plus montmorillonite clay, aluminum hydroxide and calcium carbonate
30 antacids.

- 52 -

Generally, a total daily dosage of bile acid sequestrant(s) can range from about 1 to about 50 grams per day, and preferably about 2 to about 16 grams per day in single or 2-4 divided doses.

In an alternative embodiment, the methods of the present invention for treating or preventing vascular inflammation or for reducing blood levels of c-reactive protein further comprise one or more ileal bile acid transport ("IBAT") inhibitors (or apical sodium co-dependent bile acid transport ("ASBT") inhibitors) coadministered with or in combination with the peroxisome proliferator-activated receptor activator(s) and sterol absorption inhibitor(s) discussed above. The IBAT inhibitors can inhibit bile acid transport to reduce LDL cholesterol levels. Non-limiting examples of suitable IBAT inhibitors include benzothiepies such as therapeutic compounds comprising a 2,3,4,5-tetrahydro-1-benzothiepie 1,1-dioxide structure such as are disclosed in PCT Patent Application WO 00/38727 which is incorporated herein by reference.

Generally, a total daily dosage of IBAT inhibitor(s) can range from about 0.01 to about 1000 mg/day, and preferably about 0.1 to about 50 mg/day in single or 2-4 divided doses.

In another alternative embodiment, the methods of the present invention for treating or preventing vascular inflammation or for reducing blood levels of c-reactive protein can further comprise nicotinic acid (niacin) and/or derivatives thereof coadministered with or in combination with the peroxisome proliferator-activated receptor activator(s) and sterol absorption inhibitor(s) discussed above.

As used herein, "nicotinic acid derivative" means a compound comprising a pyridine-3-carboxylate structure or a pyrazine-2-carboxylate structure, including acid forms, salts, esters, zwitterions and tautomers, where available. Examples of nicotinic acid derivatives include niceritrol, nicofuranose and acipimox (5-methyl pyrazine-2-carboxylic acid 4-oxide). Nicotinic acid and its derivatives inhibit hepatic production of VLDL and its metabolite LDL and increases HDL and apo A-1 levels. An example of a suitable nicotinic acid product is NIASPAN® (niacin extended-release tablets) which are available from Kos.

Generally, a total daily dosage of nicotinic acid or a derivative thereof can range from about 500 to about 10,000 mg/day, preferably about 1000 to about 8000

- 53 -

mg/day, and more preferably about 3000 to about 6000 mg/day in single or divided doses.

In another alternative embodiment, the methods of the present invention for treating or preventing vascular inflammation or for reducing blood levels of c-reactive protein can further comprise one or more AcylCoA:Cholesterol O-acyltransferase ("ACAT") Inhibitors, which can reduce LDL and VLDL levels, coadministered with or in combination with the peroxisome proliferator-activated receptor activator(s) and sterol absorption inhibitor(s) discussed above. ACAT is an enzyme responsible for esterifying excess intracellular cholesterol and may reduce the synthesis of VLDL, which is a product of cholesterol esterification, and overproduction of apo B-100-containing lipoproteins.

Non-limiting examples of useful ACAT inhibitors include avasimibe ([2,4,6-tris(1-methylethyl)phenyl]acetyl)sulfamic acid, 2,6-bis(1-methylethyl)phenyl ester, formerly known as CI-1011), HL-004, lecimibide (DuP-128) and CL-277082 (*N*-(2,4-difluorophenyl)-*N*-[4-(2,2-dimethylpropyl)phenyl]methyl]-*N*-heptylurea). See P. Chang et al., "Current, New and Future Treatments in Dyslipidaemia and Atherosclerosis", Drugs 2000 Jul;60(1); 55-93, which is incorporated by reference herein.

Generally, a total daily dosage of ACAT inhibitor(s) can range from about 0.1 to about 1000 mg/day in single or 2-4 divided doses.

In another alternative embodiment, the methods of the present invention for treating or preventing vascular inflammation or for reducing blood levels of c-reactive protein can further comprise one or more Cholesteryl Ester Transfer Protein ("CETP") Inhibitors coadministered with or in combination with the peroxisome proliferator-activated receptor activator(s) and sterol absorption inhibitor(s) discussed above. CETP is responsible for the exchange or transfer of cholesteryl ester carrying HDL and triglycerides in VLDL.

Non-limiting examples of suitable CETP inhibitors are disclosed in PCT Patent Application No. WO 00/38721 and U.S. Patent No. 6,147,090, which are incorporated herein by reference. Pancreatic cholesteryl ester hydrolase (pCEH) inhibitors such as WAY-121898 also can be coadministered with or in combination with the peroxisome proliferator-activated receptor(s) activator and sterol absorption inhibitor(s) discussed above.

Generally, a total daily dosage of CETP inhibitor(s) can range from about 0.01 to about 1000 mg/day, and preferably about 0.5 to about 20 mg/kg body weight/day in single or divided doses.

5 In another alternative embodiment, the methods of the present invention for treating or preventing vascular inflammation or for reducing blood levels of c-reactive protein can further comprise probucol or derivatives thereof (such as AGI-1067 and other derivatives disclosed in U.S. Patents Nos. 6,121,319 and 6,147,250), which can reduce LDL levels, coadministered with or in combination with the peroxisome proliferator-activated receptor activator(s) and sterol absorption inhibitor(s) discussed
10 above.

Generally, a total daily dosage of probucol or derivatives thereof can range from about 10 to about 2000 mg/day, and preferably about 500 to about 1500 mg/day in single or 2-4 divided doses.

In another alternative embodiment, the methods of the present invention for
15 treating or preventing vascular inflammation or for reducing blood levels of c-reactive protein can further comprise low-density lipoprotein (LDL) receptor activators, coadministered with or in combination with the peroxisome proliferator-activated receptor activator(s) and sterol absorption inhibitor(s) discussed above. Non-limiting examples of suitable LDL-receptor activators include HOE-402, an imidazolidinyl-
20 pyrimidine derivative that directly stimulates LDL receptor activity. See M. Huettinger et al., "Hypolipidemic activity of HOE-402 is Mediated by Stimulation of the LDL Receptor Pathway", *Arterioscler. Thromb.* 1993; 13:1005-12.

Generally, a total daily dosage of LDL receptor activator(s) can range from about 1 to about 1000 mg/day in single or 2-4 divided doses.

25 In another alternative embodiment, the methods of the present invention for treating or preventing vascular inflammation or for reducing blood levels of c-reactive protein can further comprise fish oil, which contains Omega 3 fatty acids (3-PUFA), which can reduce VLDL and triglyceride levels, coadministered with or in combination with the peroxisome proliferator-activated receptor activator(s) and sterol absorption
30 inhibitor(s) discussed above. Generally, a total daily dosage of fish oil or Omega 3 fatty acids can range from about 1 to about 30 grams per day in single or 2-4 divided doses.

- 55 -

In another alternative embodiment, the methods of the present invention for treating or preventing vascular inflammation or for reducing blood levels of c-reactive protein can further comprise natural water soluble fibers, such as psyllium, guar, oat and pectin, which can reduce cholesterol levels, coadministered with or in combination
5 with the peroxisome proliferator-activated receptor activator(s) and sterol absorption inhibitor(s) discussed above. Generally, a total daily dosage of natural water soluble fibers can range from about 0.1 to about 10 grams per day in single or 2-4 divided doses.

In another alternative embodiment, the methods of the present invention for
10 treating or preventing vascular inflammation or for reducing blood levels of c-reactive protein can further comprise plant sterols, plant stanols and/or fatty acid esters of plant stanols, such as sitostanol ester used in BENECOL® margarine, which can reduce cholesterol levels, coadministered with or in combination with the peroxisome proliferator-activated receptor activator(s) and sterol absorption inhibitor(s) discussed
15 above. Generally, a total daily dosage of plant sterols, plant stanols and/or fatty acid esters of plant stanols can range from about 0.5 to about 20 grams per day in single or 2-4 divided doses.

In another alternative embodiment, the methods of the present invention for treating or preventing vascular inflammation or for reducing blood levels of c-reactive
20 protein can further comprise antioxidants, such as probucol, tocopherol, ascorbic acid, β -carotene and selenium, or vitamins such as vitamin B₆ or vitamin B₁₂, coadministered with or in combination with the peroxisome proliferator-activated receptor activator(s) and sterol absorption inhibitor(s) discussed above. Generally, a total daily dosage of antioxidants or vitamins can range from about 0.05 to about 10
25 grams per day in single or 2-4 divided doses.

In another alternative embodiment, the methods of the present invention for treating or preventing vascular inflammation or for reducing blood levels of c-reactive protein can further comprise monocyte and macrophage inhibitors such as polyunsaturated fatty acids (PUFA), thyroid hormones including throxine analogues
30 such as CGS-26214 (a thyroxine compound with a fluorinated ring), gene therapy and use of recombinant proteins such as recombinant apo E, coadministered with or in combination with the peroxisome proliferator-activated receptor activator(s) and sterol

- 56 -

absorption inhibitor(s) discussed above. Generally, a total daily dosage of these agents can range from about 0.01 to about 1000 mg/day in single or 2-4 divided doses.

Also useful with the present invention are compositions or therapeutic combinations that further comprise hormone replacement agents and compositions. Useful hormone agents and compositions for hormone replacement therapy of the present invention include androgens, estrogens, progestins, their pharmaceutically acceptable salts and derivatives. Combinations of these agents and compositions are also useful.

The dosage of androgen and estrogen combinations vary, desirably from about 1 mg to about 4 mg androgen and from about 1 mg to about 3 mg estrogen. Examples include, but are not limited to, androgen and estrogen combinations such as the combination of esterified estrogens (sodium estrone sulfate and sodium equilin sulfate) and methyltestosterone (17-hydroxy-17-methyl-, (17B)- androst-4-en-3-one) available from Solvay Pharmaceuticals, Inc., Marietta, GA, under the tradename Estratest.

Estrogens and estrogen combinations may vary in dosage from about 0.01 mg up to 8 mg, desirably from about 0.3 mg to about 3.0 mg. Examples of useful estrogens and estrogen combinations include:

(a) the blend of nine (9) synthetic estrogenic substances including sodium estrone sulfate, sodium equilin sulfate, sodium 17 α -dihydroequilin sulfate, sodium 17 α -estradiol sulfate, sodium 17 β -dihydroequilin sulfate, sodium 17 α -dihydroequilenin sulfate, sodium 17 β -dihydroequilenin sulfate, sodium equilenin sulfate and sodium 17 β -estradiol sulfate; available from Duramed Pharmaceuticals, Inc., Cincinnati, OH, under the tradename Cenestin;

(b) ethinyl estradiol (19-nor-17 α -pregna-1,3,5(10)-trien-20-yne-3,17-diol; available by Schering Plough Corporation, Kenilworth, NJ, under the tradename Estinyl;

(c) esterified estrogen combinations such as sodium estrone sulfate and sodium equilin sulfate; available from Solvay under the tradename Estratab and from Monarch Pharmaceuticals, Bristol, TN, under the tradename Menest;

- 57 -

(d) estropipate (piperazine estra-1,3,5(10)-trien-17-one, 3-(sulfooxy)-estrone sulfate); available from Pharmacia & Upjohn, Peapack, NJ, under the tradename Ogen and from Women First Health Care, Inc., San Diego, CA, under the tradename Ortho-Est; and

5 (e) conjugated estrogens (17 α -dihydroequilin, 17 α -estradiol, and 17 β -dihydroequilin); available from Wyeth-Ayerst Pharmaceuticals, Philadelphia, PA, under the tradename Premarin.

Progestins and estrogens may also be administered with a variety of dosages, generally from about .05 to about 2.0 mg progestin and about .001 mg to about 2 mg
10 estrogen, desirably from about .1 mg to about 1 mg progestin and about 0.01 mg to about .5 mg estrogen. Examples of progestin and estrogen combinations that may vary in dosage and regimen include:

(a) the combination of estradiol (estra-1, 3, 5 (10)-triene-3, 17 β -diol hemihydrate) and norethindrone (17 β -acetoxy-19-nor-17 α -pregn-4-en-20-yn-3-one);
15 which is available from Pharmacia & Upjohn, Peapack, NJ, under the tradename Activella;

(b) the combination of levonorgestrel (d(-)-13 β -ethyl-17 α -ethinyl-17 β -hydroxygon- 4-en-3-one) and ethinyl estradiol; available from Wyeth-Ayerst under the tradename Alesse, from Watson Laboratories, Inc., Corona, CA, under the
20 tradenames Levora and Trivora, Monarch Pharmaceuticals, under the tradename Nordette, and from Wyeth-Ayerst under the tradename Triphasil;

(c) the combination of ethynodiol diacetate (19-nor-17 α -pregn-4-en-20-yne-3 β , 17-diol diacetate) and ethinyl estradiol; available from G.D. Searle & Co., Chicago, IL, under the tradename Demulen and from Watson under the tradename
25 Zovia;

(d) the combination of desogestrel (13-ethyl-11- methylene-18,19-dinor-17 α -pregn- 4-en- 20-yn-17-ol) and ethinyl estradiol; available from Organon under the tradenames Desogen and Mircette, and from Ortho-McNeil Pharmaceutical, Raritan, NJ, under the tradename Ortho-Cept;

30 (e) the combination of norethindrone and ethinyl estradiol; available from Parke-Davis, Morris Plains, NJ, under the tradenames Estrostep and femhrt, from Watson under the tradenames Microgestin, Necon, and Tri-Norinyl, from Ortho-McNeil

under the tradenames Modicon and Ortho-Novum, and from Warner Chilcott Laboratories, Rockaway, NJ, under the tradename Ovcon;

(f) the combination of norgestrel ((\pm) -13-ethyl-17-hydroxy-18, 19-dinor-17 α -preg-4-en-20-yn-3-one) and ethinyl estradiol; available from Wyeth-Ayerst under the tradenames Ovral and Lo/Ovral, and from Watson under the tradenames Ogestrel and Low-Ogestrel;

(g) the combination of norethindrone, ethinyl estradiol, and mestranol (3-methoxy-19-nor-17 α -pregna-1,3,5(10)-trien-20-yn-17-ol); available from Watson under the tradenames Brevicon and Norinyl;

(h) the combination of 17 β -estradiol (estra-1,3,5(10)-triene-3,17 β -diol) and micronized norgestimate (17 α -17-(Acetyloxy)-13-ethyl-18,19-dinorpregn-4-en-20-yn-3-one-3-oxime); available from Ortho-McNeil under the tradename Ortho-Prefest;

(i) the combination of norgestimate (18,19-dinor-17-pregn-4-en-20-yn-3-one, 17--(acetyloxy)-13-ethyl-,oxime, (17(α)-(+)-) and ethinyl estradiol; available from Ortho-McNeil under the tradenames Ortho Cyclen and Ortho Tri-Cyclen; and

(j) the combination of conjugated estrogens (sodium estrone sulfate and sodium equilin sulfate) and medroxyprogesterone acetate (20-dione, 17-(acetyloxy)-6-methyl-, (6(α))- pregn-4-ene-3); available from Wyeth-Ayerst under the tradenames Premphase and Prempro.

In general, a dosage of progestins may vary from about .05 mg to about 10 mg or up to about 200 mg if microsize progesterone is administered. Examples of progestins include norethindrone; available from ESI Lederle, Inc., Philadelphia, PA, under the tradename Aygestin, from Ortho-McNeil under the tradename Micronor, and from Watson under the tradename Nor-QD; norgestrel; available from Wyeth-Ayerst under the tradename Ovrette; micronized progesterone (pregn-4-ene-3, 20-dione); available from Solvay under the tradename Prometrium; and medroxyprogesterone acetate; available from Pharmacia & Upjohn under the tradename Provera.

The compositions, therapeutic combinations or methods of the present invention can further comprise one or more obesity control medications. Useful obesity control medications include, but are not limited to, drugs that reduce energy intake or suppress appetite, drugs that increase energy expenditure and nutrient-partitioning agents. Suitable obesity control medications include, but are not limited

to, noradrenergic agents (such as diethylpropion, mazindol, phenylpropanolamine, phentermine, phendimetrazine, phendamine tartrate, methamphetamine, phendimetrazine and tartrate); serotonergic agents (such as sibutramine, fenfluramine, dexfenfluramine, fluoxetine, fluvoxamine and paroxetine); thermogenic agents (such as ephedrine, caffeine, theophylline, and selective β 3-adrenergic agonists); an alpha-blocking agent; a kainite or AMPA receptor antagonist; a leptin-lipolysis stimulated receptor; a phosphodiesterase enzyme inhibitor; a compound having nucleotide sequences of the mahogany gene; a fibroblast growth factor-10 polypeptide; a monoamine oxidase inhibitor (such as befloxatone, moclobemide, brofaromine, phenoxathine, esuprone, befol, toloxatone, pirlindol, amiflamine, serclorephine, bazinaprime, lazabemide, milacemide and caroxazone); a compound for increasing lipid metabolism (such as evodiamine compounds); and a lipase inhibitor (such as orlistat). Generally, a total dosage of the above-described obesity control medications can range from 1 to 3,000 mg/day, desirably from about 1 to 1,000 mg/day and more desirably from about 1 to 200 mg/day in single or 2-4 divided doses.

The compositions, therapeutic combinations or methods of the present invention can further comprise one or more blood modifiers. Useful blood modifiers include but are not limited to anti-coagulants (argatroban, bivalirudin, dalteparin sodium, desirudin, dicumarol, lyapolate sodium, nafamostat mesylate, phenprocoumon, tinzaparin sodium, warfarin sodium); antithrombotic (anagrelide hydrochloride, bivalirudin, cilostazol, dalteparin sodium, danaparoid sodium, dazoxiben hydrochloride, efegatran sulfate, enoxaparin sodium, fluretofen, ifetroban, ifetroban sodium, lamifiban, lotrafiban hydrochloride, napsagatran, orbofiban acetate, roxifiban acetate, sibrafiban, tinzaparin sodium, trifenagrel, abciximab, zolimomab aritox); fibrinogen receptor antagonists (roxifiban acetate, fradafiban, orbofiban, lotrafiban hydrochloride, tirofiban, xemilofiban, monoclonal antibody 7E3, sibrafiban); platelet inhibitors (cilostazol, clopidogrel bisulfate, epoprostenol, epoprostenol sodium, ticlopidine hydrochloride, aspirin, ibuprofen, naproxen, sulindae, idomethacin, mefenamate, droxicam, diclofenac, sulfipyrazone, piroxicam, dipyridamole); platelet aggregation inhibitors (acadesine, beraprost, beraprost sodium, ciprostone calcium, itazigrel, lifarizine, lotrafiban hydrochloride, orbofiban acetate, oxagrelate, fradafiban,

orbofiban, tirofiban, xemilofiban); hemorrheologic agents (pentoxifylline); lipoprotein associated coagulation inhibitor; Factor VIIa inhibitors (4H-31-benzoxazin-4-ones, 4H-3,1-benzoxazin-4-thiones, quinazolin-4-ones, quinazolin-4-thiones, benzothiazin-4-ones, imidazolyl-boronic acid-derived peptide analogues TFPI-derived peptides, naphthalene-2-sulfonic acid {1-[3-(aminoiminomethyl)-benzyl]-2-oxo-pyrrolidin-3-(S)-yl} amide trifluoroacetate, dibenzofuran-2-sulfonic acid {1-[3-(aminomethyl)-benzyl]-5-oxo-pyrrolidin-3-yl}-amide, tolulene-4-sulfonic acid {1-[3-(aminoiminomethyl)-benzyl]-2-oxo-pyrrolidin-3-(S)-yl}-amide trifluoroacetate, 3,4-dihydro-1H-isoquinoline-2-sulfonic acid {1-[3-(aminoiminomethyl)-benzyl]-2-oxo-pyrrolidin-3-(S)-yl}-amide trifluoroacetate); Factor Xa inhibitors (disubstituted pyrazolines, disubstituted triazolines, substituted n-[(aminoiminomethyl)phenyl] propylamides, substituted n-[(aminomethyl)phenyl] propylamides, tissue factor pathway inhibitor (TFPI), low molecular weight heparins, heparinoids, benzimidazolines, benzoxazolinones, benzopiperazinones, indanones, dibasic (amidinoaryl) propanoic acid derivatives, amidinophenyl-pyrrolidines, amidinophenyl-pyrrolines, amidinophenyl-isoxazolidines, amidinoindoles, amidinoazoles, bis-arylsulfonylaminobenzamide derivatives, peptidic Factor Xa inhibitors).

The compositions, therapeutic combinations or methods of the present invention can further comprise one or more cardiovascular agents. Useful cardiovascular agents include but are not limited to calcium channel blockers (clentiazem maleate, amlodipine besylate, isradipine, nimodipine, felodipine, nilvadipine, nifedipine, teludipine hydrochloride, diltiazem hydrochloride, belfosdil, verapamil hydrochloride, fostedil); adrenergic blockers (fenspiride hydrochloride, labetalol hydrochloride, proroxan, alfuzosin hydrochloride, acebutolol, acebutolol hydrochloride, alprenolol hydrochloride, atenolol, bunolol hydrochloride, carteolol hydrochloride, celiprolol hydrochloride, cetamolol hydrochloride, cicloprolol hydrochloride, dexpropranolol hydrochloride, diacetolol hydrochloride, dilevalol hydrochloride, esmolol hydrochloride, exaprolol hydrochloride, fleistolol sulfate, labetalol hydrochloride, levobetaxolol hydrochloride, levobunolol hydrochloride, metalol hydrochloride, metoprolol, metoprolol tartrate, nadolol, pamatolol sulfate, penbutolol sulfate, practolol, propranolol hydrochloride, sotalol hydrochloride, timolol, timolol maleate, tiprenolol hydrochloride, tolamolol, bisoprolol, bisoprolol fumarate,

nebivolol); adrenergic stimulants; angiotensin converting enzyme (ACE) inhibitors (benazepril hydrochloride, benazeprilat, captopril, delapril hydrochloride, fosinopril sodium, libenzapril, moexipril hydrochloride, pentopril, perindopril, quinapril hydrochloride, quinaprilat, ramipril, spirapril hydrochloride, spiraprilat, teprotide, enalapril maleate, lisinopril, zofenopril calcium, perindopril erbumine); antihypertensive agents (althiazide, benzthiazide, captopril, carvedilol, chlorothiazide sodium, clonidine hydrochloride, cyclothiazide, delapril hydrochloride, dilevalol hydrochloride, doxazosin mesylate, fosinopril sodium, guanfacine hydrochloride, methyldopa, metoprolol succinate, moexipril hydrochloride, monatepil maleate, pelanserine hydrochloride, phenoxybenzamine hydrochloride, prazosin hydrochloride, primidolol, quinapril hydrochloride, quinaprilat, ramipril, terazosin hydrochloride, candesartan, candesartan cilexetil, telmisartan, amlodipine besylate, amlodipine maleate, bevantolol hydrochloride); angiotensin II receptor antagonists (candesartan, irbesartan, losartan potassium, candesartan cilexetil, telmisartan); anti-anginal agents (amlodipine besylate, amlodipine maleate, betaxolol hydrochloride, bevantolol hydrochloride, butopropine hydrochloride, carvedilol, cinepazet maleate, metoprolol succinate, molsidomine, monatepil maleate, primidolol, ranolazine hydrochloride, tofen, verapamil hydrochloride); coronary vasodilators (fostedil, azaclozine hydrochloride, chromonar hydrochloride, clonitrate, diltiazem hydrochloride, dipyridamole, droprenilamine, erythryl tetranitrate, isosorbide dinitrate, isosorbide mononitrate, lidoflazine, mioflazine hydrochloride, mixidine, molsidomine, nicorandil, nifedipine, nisoldipine, nitroglycerine, oxprenolol hydrochloride, pentritinol, perhexiline maleate, prenylamine, propatyl nitrate, terodiline hydrochloride, tolamolol, verapamil); diuretics (the combination product of hydrochlorothiazide and spironolactone and the combination product of hydrochlorothiazide and triamterene).

The compositions, therapeutic combinations or methods of the present invention can further comprise one or more antidiabetic medications for reducing blood glucose levels in a human. Useful antidiabetic medications include, but are not limited to, drugs that reduce energy intake or suppress appetite, drugs that increase energy expenditure and nutrient-partitioning agents. Suitable antidiabetic medications include, but are not limited to, sulfonylurea (such as acetohexamide, chlorpropamide, gliamilide, gliclazide, glimepiride, glipizide, glyburide, glibenclamide, tolazamide, and

- 62 -

tolbutamide), meglitinide (such as repaglinide and nateglinide), biguanide (such as metformin and buformin), thiazolidinedione (such as troglitazone, rosiglitazone, pioglitazone, ciglitazone, englitazone, and darglitazone), alpha-glucosidase inhibitor (such as acarbose, miglitol, camiglibose, and voglibose), certain peptides (such as amlintide, pramlintide, exendin, and GLP-1 agonistic peptides), and orally administrable insulin or insulin composition for intestinal delivery thereof. Generally, a total dosage of the above-described antidiabetic medications can range from 0.1 to 1,000 mg/day in single or 2-4 divided doses.

Mixtures of any of the pharmacological or therapeutic agents described above can be used in the compositions and therapeutic combinations of these other embodiments of the present invention.

The compositions and therapeutic combinations of the present invention can be administered to a mammal in need of such treatment in a therapeutically effective amount to treat vascular inflammation or to reduce c-reactive protein levels. The compositions and treatments can be administered by any suitable means that produce contact of these compounds with the site of action in the body, for example in the plasma, liver or small intestine of a mammal.

The daily dosage for the various compositions and therapeutic combinations described above can be administered to a patient in a single dose or in multiple subdoses, as desired. Subdoses can be administered 2 to 6 times per day, for example. Sustained release dosages can be used. Where the sterol absorption inhibitor(s) and other therapeutic agent are administered in separate dosages, the number of doses of each component given per day may not necessarily be the same, e.g., one component may have a greater duration of activity and will therefore need to be administered less frequently.

The compositions, therapeutic combinations or medicaments of the present invention can further comprise one or more pharmaceutically acceptable carriers, one or more excipients and/or one or more additives. The pharmaceutical compositions can comprise about 1 to about 99 weight percent of active ingredient (one or more compounds of Formula I-XII), and preferably about 5 to about 95 percent active ingredient.

Useful pharmaceutically acceptable carriers can be either solid, liquid or gas. Non-limiting examples of pharmaceutically acceptable carriers include solids and/or liquids such as magnesium carbonate, magnesium stearate, talc, sugar, lactose, ethanol, glycerol, water and the like. The amount of carrier in the treatment composition or therapeutic combination can range from about 5 to about 99 weight percent of the total weight of the treatment composition or therapeutic combination. Non-limiting examples of suitable pharmaceutically acceptable excipients and additives include non-toxic compatible fillers, binders such as starch, polyvinyl pyrrolidone or cellulose ethers, disintegrants such as sodium starch glycolate, crosslinked polyvinyl pyrrolidone or croscarmellose sodium, buffers, preservatives, anti-oxidants, lubricants, flavorings, thickeners, coloring agents, wetting agents such as sodium lauryl sulfate, emulsifiers and the like. The amount of excipient or additive can range from about 0.1 to about 95 weight percent of the total weight of the treatment composition or therapeutic combination. One skilled in the art would understand that the amount of carrier(s), excipients and additives (if present) can vary. Further examples of pharmaceutically acceptable carriers and methods of manufacture for various compositions can be found in A. Gennaro (ed.), Remington: The Science and Practice of Pharmacy, 20th Edition, (2000), Lippincott Williams & Wilkins, Baltimore, MD.

Useful solid form preparations include powders, tablets, dispersible granules, capsules, cachets and suppositories. An example of a preparation of a preferred solid form dosage formulation is provided below.

Useful liquid form preparations include solutions, suspensions and emulsions. As an example may be mentioned water or water-propylene glycol solutions for parenteral injection or addition of sweeteners and opacifiers for oral solutions, suspensions and emulsions. Liquid form preparations may also include solutions for intranasal administration.

Aerosol preparations suitable for inhalation may include solutions and solids in powder form, which may be in combination with a pharmaceutically acceptable carrier, such as an inert compressed gas, e.g. nitrogen.

- 64 -

Also useful are solid form preparations which are intended to be converted, shortly before use, to liquid form preparations for either oral or parenteral administration. Such liquid forms include solutions, suspensions and emulsions.

The compounds of the invention may also be deliverable transdermally. The transdermal compositions can take the form of creams, lotions, aerosols and/or emulsions and can be included in a transdermal patch of the matrix or reservoir type as are conventional in the art for this purpose.

Preferably the compound is administered orally.

In another embodiment, the present invention provides the use of at least one compound represented by Formulae (I-XII) for manufacture of a medicament (such as one of the compositions discussed above) to treat vascular inflammation or to reduce the level of c-reactive protein.

ANALYTICAL PROCEDURES FOR CRP MEASUREMENT

Procedure: For Measuring C-Reactive Protein (CRP) in Serum Using a Behring Nephelometer II

Principle

Polystyrene particles coated with antibodies to CRP are agglutinated when mixed with samples containing CRP. The intensity of the light scattered in the nephelometer is proportional to the concentration of CRP in the sample. Results are evaluated by comparison with a standard of known concentrations of CRP (and ASL and RF).

Preservative: Sodium Azide (<1 g/L).

The N/T Rheumatology Controls are supplied ready to use and are stable until the date on the label when stored at 2-8°C. Once opened, they are stable for 14 days

when stored tightly capped at 2-8°C. Reagents N-CRP Latex Mono Catalog # OQIY 20/21 (suspension of polystyrene particles coated with mouse monoclonal antibodies to CRP), N-Supplementary Reagent/Precipitation Catalog # OUMU (phosphate buffer solution containing sodium chloride), N Rheumatology Standard SL Catalog # OQKZ13 (containing concentration of CRP listed on package insert), N-Diluent Catalog # 61 (phosphate buffered saline), and N-Reaction buffer catalog # OUMS61 (solution of polyethylene glycol and sodium chloride in phosphate buffer) are available from Behring Diagnostics, Inc.

The Behring Nephelometer II is available from Behring Diagnostics, Inc., Somerville, NJ.

Testing Procedures

Vortex samples:

- 5 Select the "ROUTINE" menu and select "ENTER JOB LIST".

Enter the appropriate patient identification as Study\Sequence\ID.

Select Assay No. 71 for CRP measurement.

When all samples to be run have been requested, exit "ROUTINE" menu.

- 10 Select "LOADING" icon. Load reagents and samples onto the analyzer in the appropriate positions.

Select "LAB JOURNAL" Review controls.

To interface: highlight results to be sent. Select the checkmark icon. A checkmark will appear next to the results to be sent. An H will appear to the right when the results have been sent to the host. Select the printer icon to print results.

- 15 For any CRP value that gives a concentration <0.2 mg/L the sample is reordered using the high sensitivity assay #99.

The results are calculated automatically using a logit-log function.

Reference Range: 0.0-8.4mg/L

- 20 Reference range established by analyzing 216 randomly chosen serum samples from a patient population of varying age and gender.

Reporting Results:

CRP values greater than or equal to 0.2 mg/L are reported to one decimal.

- 25 CRP values less than 0.2 mg/L which have been reanalyzed using the high sensitivity method are reported to 3 decimals.

Procedural Notes

- 30 Reagents must not be used beyond their expiration dates. Reagents and samples do not need to be run at room temperature. The apparatus permits the direct use of reagents and samples stored at 2-8°C.

- 66 -

Limitations on Procedure

The sensitivity of the assay is determined by the lower limit of the reference curve and thus depends on the CRP concentration of the standard. Therefore it is possible to have a different sensitivity for each reference curve.

- 5 The measuring range is designed to measure CRP concentrations up to 1100 mg/L using the dilution of 1:2000.

Samples with CRP concentrations greater than 1100 mg/L should be diluted with N-Diluent prior to being assayed on the nephelometer. This dilution factor must be used to correct CRP concentration.

- 10 Hemoglobin up to 350 mg/dl showed no significant interference.
Highly lipemic samples (triglyceride >500 mg/dl) which cannot be clarified by centrifugation (10 minutes at 15000 g) must be excluded from the assay.

FORMULATION

- 15 The following formulation exemplifies one of the dosage forms of this invention. In the formulation, the term "Active Compound I" designates a sterol or 5 α -stanol absorption inhibitor such as are described herein above.

EXAMPLE

<u>Tablets</u>		
<u>No.</u>	<u>Ingredient</u>	<u>mg/tablet</u>
1	Active Compound I	10
2	Lactose monohydrate NF	55
3	Microcrystalline cellulose NF	20
4	Povidone USP (K29-32)	4
5	Croscarmellose sodium NF	8
6	Sodium lauryl sulfate NF	2
7	Magnesium stearate NF	1
	Total	100

20

In the present invention, the above-described tablet can be coadministered with a tablet, capsule, etc. comprising a dosage of Active Compound II, for example a

- 67 -

therapeutic agent such as a cardiovascular agent or blood modifier as described above.

Method of Manufacture

5 Mix Item No. 4 with purified water in suitable mixer to form binder solution. Spray the binder solution and then water over Items 1, 2 and 6 and a portion of item 5 in a fluidized bed processor to granulate the ingredients. Continue fluidization to dry the damp granules. Screen the dried granule and blend with Item No. 3 and the remainder of Item No. 5. Add Item No. 7 and mix. Compress the mixture to
10 appropriate size and weight on a suitable tablet machine.

 For coadministration in separate tablets or capsules, representative formulations comprising a cholesterol absorption inhibitor such as are discussed above are well known in the art and representative formulations comprising other cardiovascular agents or blood modifiers such as are discussed above are well known
15 in the art. It is contemplated that where the two active ingredients are administered as a single composition, the dosage forms disclosed above for sterol absorption inhibitors may readily be modified using the knowledge of one skilled in the art.

 Since the present invention relates to treating vascular inflammation or to controlling or reducing the level of c-reactive protein by treatment with a combination
20 of active ingredients wherein the active ingredients may be administered separately, the invention also relates to combining separate pharmaceutical compositions in kit form. That is, a kit is contemplated wherein two separate units are combined: a pharmaceutical composition comprising at least one sterol absorption inhibitor as described above and one or more therapeutic agents such as cardiovascular agents,
25 blood modifiers or other active ingredients as discussed above. The kit will preferably include directions for the administration of the separate components. The kit form is particularly advantageous when the separate components must be administered in different dosage forms (e.g., oral and parenteral) or are administered at different dosage intervals.

30 The treatment compositions and therapeutic combinations of the present invention can treat vascular inflammation and/or control or reduce the level of c-reactive protein in the blood and can be useful in the treatment as well as prevention

- 68 -

of vascular conditions, such as atherosclerosis, hypercholesterolemia and sitosterolemia, stroke, obesity and lower plasma levels of sterols and/or 5 α -stanols in a subject, in particular in humans, such as phytosterols (such as sitosterol, campesterol, stigmasterol and avenosterol), 5 α -stanols (such as cholestanol, 5 α -campestanol, 5 α -sitostanol), cholesterol and mixtures thereof. The plasma concentration can be reduced by administering to a subject in need of such treatment an effective amount of at least one treatment composition or therapeutic combination comprising at least one sterol absorption inhibitor described above. The reduction in plasma concentration of sterols can range from about 1 to about 70 percent, and preferably about 10 to about 50 percent. Methods of measuring serum total blood cholesterol and total LDL cholesterol are well known to those skilled in the art and for example include those disclosed in PCT WO 99/38498 at page 11, incorporated by reference herein. Methods of determining levels of other sterols in serum are disclosed in H. Gylling et al., "Serum Sterols During Stanol Ester Feeding in a Mildly Hypercholesterolemic Population", J. Lipid Res. 40: 593-600 (1999), incorporated by reference herein.

Illustrating the invention are the following example of preparation of a compound of formula (II) which, however, are not to be considered as limiting the invention to their details. Unless otherwise indicated, all parts and percentages in the following examples, as well as throughout the specification, are by weight.

EXAMPLE

PREPARATION OF COMPOUND OF FORMULA (II)

Step 1): To a solution of (S)-4-phenyl-2-oxazolidinone (41 g, 0.25 mol) in CH₂Cl₂ (200 ml), was added 4-dimethylaminopyridine (2.5 g, 0.02 mol) and triethylamine (84.7 ml, 0.61 mol) and the reaction mixture was cooled to 0°C. Methyl-4-(chloroformyl)butyrate (50 g, 0.3 mol) was added as a solution in CH₂Cl₂ (375 ml) dropwise over 1 h, and the reaction was allowed to warm to 22°C. After 17 h, water and H₂SO₄ (2N, 100 ml), was added the layers were separated, and the organic layer

- 69 -

was washed sequentially with NaOH (10%), NaCl (sat'd) and water. The organic layer was dried over MgSO₄ and concentrated to obtain a semicrystalline product.

Step 2): To a solution of TiCl₄ (18.2 ml, 0.165 mol) in CH₂Cl₂ (600 ml) at 0°C, was added titanium isopropoxide (16.5 ml, 0.055 mol). After 15 min, the product of Step 1 (49.0 g, 0.17 mol) was added as a solution in CH₂Cl₂ (100 ml). After 5 min., diisopropylethylamine (DIPEA) (65.2 ml, 0.37 mol) was added and the reaction mixture was stirred at 0°C for 1 h, the reaction mixture was cooled to -20°C, and 4-benzyloxybenzylidene(4-fluoro)aniline (114.3 g, 0.37 mol) was added as a solid. The reaction mixture was stirred vigorously for 4 h at -20°C, then acetic acid was added as a solution in CH₂Cl₂ dropwise over 15 min, the reaction mixture was allowed to warm to 0°C, and H₂SO₄ (2N) was added. The reaction mixture was stirred an additional 1 h, the layers were separated, washed with water, separated and the organic layer was dried. The crude product was crystallized from ethanol/water to obtain the pure intermediate.

Step 3): To a solution of the product of Step 2 (8.9 g, 14.9 mmol) in toluene (100 ml) at 50°C, was added N,O-bis(trimethylsilyl)acetamide (BSA) (7.50 ml, 30.3 mmol). After 0.5 h, solid TBAF (0.39 g, 1.5 mmol) was added and the reaction mixture stirred at 50°C for an additional 3 h. The reaction mixture was cooled to 22°C, CH₃OH (10 ml), was added. The reaction mixture was washed with HCl (1N), NaHCO₃ (1N) and NaCl (sat'd.), and the organic layer was dried over MgSO₄.

Step 4): To a solution of the product of Step 3 (0.94 g, 2.2 mmol) in CH₃OH (3 ml), was added water (1 ml) and LiOH·H₂O (102 mg, 2.4 mmole). The reaction mixture was stirred at 22°C for 1 h and then additional LiOH·H₂O (54 mg, 1.3 mmole) was added. After a total of 2 h, HCl (1N) and EtOAc was added, the layers were separated, the organic layer was dried and concentrated in *vacuo*. To a solution of the resultant product (0.91 g, 2.2 mmol) in CH₂Cl₂ at 22°C, was added ClCOCOCI (0.29 ml, 3.3 mmol) and the mixture stirred for 16 h. The solvent was removed in *vacuo*.

Step 5): To an efficiently stirred suspension of 4-fluorophenylzinc chloride (4.4 mmol) prepared from 4-fluorophenylmagnesium bromide (1M in THF, 4.4 ml, 4.4

- 70 -

mmol) and ZnCl_2 (0.6 g, 4.4 mmol) at 4°C , was added tetrakis(triphenylphosphine)palladium (0.25 g, 0.21 mmol) followed by the product of Step 4 (0.94 g, 2.2 mmol) as a solution in THF (2 ml). The reaction was stirred for 1 h at 0°C and then for 0.5 h at 22°C . HCl (1N, 5 ml) was added and the mixture was extracted with EtOAc. The organic layer was concentrated to an oil and purified by silica gel chromatography to obtain 1-(4-fluorophenyl)-4(S)-(4-hydroxyphenyl)-3(R)-(3-oxo-3-phenylpropyl)-2-azetidinone:

HRMS calc'd for $\text{C}_{24}\text{H}_{19}\text{F}_2\text{NO}_3$ = 408.1429, found 408.1411.

Step 6): To the product of Step 5 (0.95 g, 1.91 mmol) in THF (3 ml), was added (R)-tetrahydro-1-methyl-3,3-diphenyl-1H,3H-pyrrolo-[1,2-c][1,3,2] oxazaborole (120 mg, 0.43 mmol) and the mixture was cooled to -20°C . After 5 min, borohydride-dimethylsulfide complex (2M in THF, 0.85 ml, 1.7 mmol) was added dropwise over 0.5 h. After a total of 1.5 h, CH_3OH was added followed by HCl (1 N) and the reaction mixture was extracted with EtOAc to obtain 1-(4-fluorophenyl)-3(R)-[3(S)-(4-fluorophenyl)-3-hydroxypropyl]-4(S)-[4-(phenylmethoxy)phenyl]-2-azetidinone (compound 6A-1) as an oil. ^1H in CDCl_3 d H3 = 4.68. J = 2.3 Hz. CI (M^+H) 500.

Use of (S)-tetra-hydro-1-methyl-3,3-diphenyl-1H,3H-pyrrolo-[1,2-c][1,3,2] oxazaborole gives the corresponding 3(R)-hydroxypropyl azetidinone (compound 6B-1). ^1H in CDCl_3 d H3 = 4.69. J = 2.3 Hz. CI (M^+H) 500.

To a solution of compound 6A-1 (0.4 g, 0.8 mmol) in ethanol (2 ml), was added 10% Pd/C (0.03 g) and the reaction mixture was stirred under a pressure (60 psi) of H_2 gas for 16 h. The reaction mixture was filtered and the solvent was concentrated to

obtain compound 6A. Mp $164\text{--}166^\circ\text{C}$; CI (M^+H) 410. $[\alpha]_{\text{D}}^{25} = -28.1^\circ$ (c 3, CH_3OH). Elemental analysis calc'd for $\text{C}_{24}\text{H}_{21}\text{F}_2\text{NO}_3$: C 70.41; H 5.17; N 3.42; found C 70.25; H 5.19; N 3.54.

Similarly treat compound 6B-1 to obtain compound 6B.

Mp $129.5\text{--}132.5^\circ\text{C}$; CI (M^+H) 410. Elemental analysis calc'd for $\text{C}_{24}\text{H}_{21}\text{F}_2\text{NO}_3$: C 70.41; H 5.17; N 3.42; found C 70.30; H 5.14; N 3.52.

Step 6' (Alternative): To a solution of the product of Step 5 (0.14 g, 0.3 mmol) in ethanol (2 ml), was added 10% Pd/C (0.03 g) and the reaction was stirred under a

- 71 -

pressure (60 psi) of H₂ gas for 16 h. The reaction mixture was filtered and the solvent was concentrated to afford a 1:1 mixture of compounds 6A and 6B.

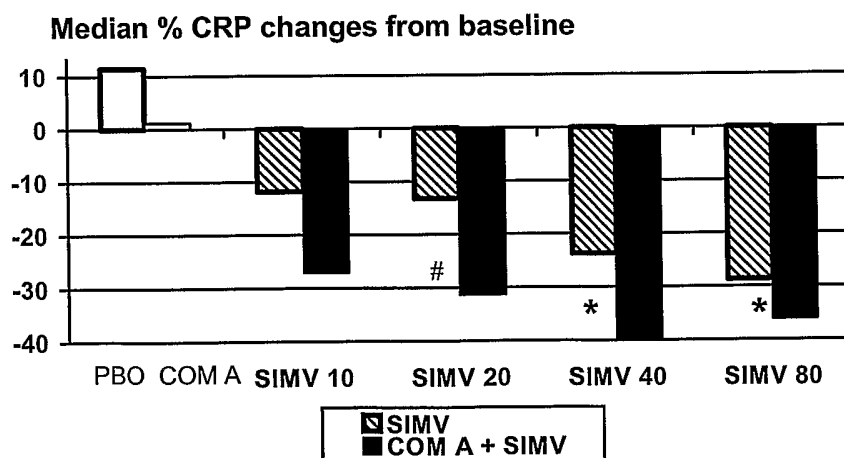
Study in Patients with Hypercholesterolemia

An analysis of findings from a double-blind, randomized, placebo-controlled study in patients with primary hypercholesterolemia (n=668) was performed. After following NCEP diet guidelines, a drug washout and 4 week, single-blind, placebo lead-in period, patients with baseline LDL-C ≥ 145 to ≤ 250 mg/dl and TG ≤ 350 mg/dl were randomized to one of the following administered daily for 12 consecutive weeks: a tablet formulation as described above having 10 milligrams of the compound of Formula (II) "Composition A"; SIMVASTATIN 10, 20, 40 or 80 mg (available from Merck & Co., Inc.); coadministration of Composition A + SIMVASTATIN 10, 20, 40 or 80mg; or placebo.

The results of the study are presented in Table 1 below.

Table 1

*P<0.05 for Composition A + SIMVASTATIN vs. SIMVASTATIN at each dose level; #P=0.09 vs. SIMVASTATIN 20



Pooled subjects treated with Composition A + SIMVASTATIN had reduced LDL-C from baseline by 49.9% vs. pooled subjects treated with SIMVASTATIN alone

- 72 -

(36.1%, $P < .01$) and co-administration of Composition A + SIMVASTATIN was superior to statin alone at each SIMVASTATIN dose. Overall, median percent reductions in CRP from baseline were almost 2X greater with pooled Composition A + SIMVASTATIN vs. pooled SIMVASTATIN alone (-34.8% vs -18.2%, $P < .01$). Median CRP was reduced in pooled Composition A + SIMVASTATIN to 0.180mg/dL and with SIMVASTATIN to 0.215mg/dL ($P = .03$). CRP reductions by Composition A + SIMVASTATIN were comparable to SIMVASTATIN 80.

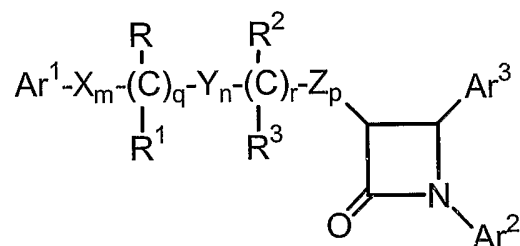
It will be appreciated by those skilled in the art that changes could be made to the embodiments described above without departing from the broad inventive concept thereof. It is understood, therefore, that this invention is not limited to the particular embodiments disclosed, but it is intended to cover modifications that are within the spirit and scope of the invention, as defined by the appended claims.

- 73 -

THEREFORE, I CLAIM:

1. A method for treating or preventing vascular inflammation in a subject comprising the step of administering at least one sterol absorption inhibitor or at least one 5 α -stanol absorption inhibitor to a subject having a level of c-reactive protein which indicates the presence vascular inflammation or the potential for vascular inflammation.

2. The method according to claim 1, wherein the at least one sterol absorption inhibitor is represented by Formula (I):



(I)

or a pharmaceutically acceptable salt thereof or a solvate thereof, wherein:

Ar¹ and Ar² are independently selected from the group consisting of aryl and R⁴-substituted aryl;

Ar³ is aryl or R⁵-substituted aryl;

X, Y and Z are independently selected from the group consisting of -CH₂-, -CH(lower alkyl)- and -C(dilower alkyl)-;

R and R² are independently selected from the group consisting of -OR⁶, -O(CO)R⁶, -O(CO)OR⁹ and -O(CO)NR⁶R⁷;

R¹ and R³ are independently selected from the group consisting of hydrogen, lower alkyl and aryl;

q is 0 or 1;

- 74 -

r is 0 or 1;

m, n and p are independently selected from 0, 1, 2, 3 or 4; provided that at least one of q and r is 1, and the sum of m, n, p, q and r is 1, 2, 3, 4, 5 or 6; and provided that when p is 0 and r is 1, the sum of m, q and n is 1, 2, 3, 4 or 5;

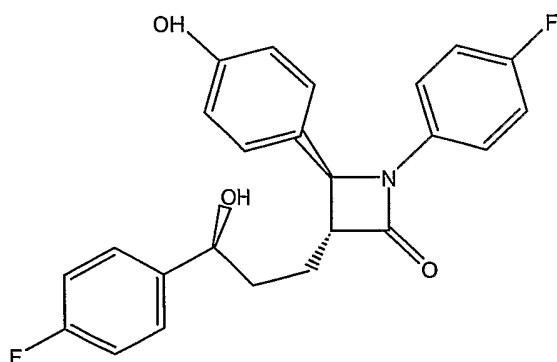
R^4 is 1-5 substituents independently selected from the group consisting of lower alkyl, $-OR^6$, $-O(CO)R^6$, $-O(CO)OR^9$, $-O(CH_2)_{1-5}OR^6$, $-O(CO)NR^6R^7$, $-NR^6R^7$, $-NR^6(CO)R^7$, $-NR^6(CO)OR^9$, $-NR^6(CO)NR^7R^8$, $-NR^6SO_2R^9$, $-COOR^6$, $-CONR^6R^7$, $-COR^6$, $-SO_2NR^6R^7$, $S(O)_{0-2}R^9$, $-O(CH_2)_{1-10}-COOR^6$, $-O(CH_2)_{1-10}CONR^6R^7$, $-(lower\ alkylene)COOR^6$, $-CH=CH-COOR^6$, $-CF_3$, $-CN$, $-NO_2$ and halogen;

R^5 is 1-5 substituents independently selected from the group consisting of $-OR^6$, $-O(CO)R^6$, $-O(CO)OR^9$, $-O(CH_2)_{1-5}OR^6$, $-O(CO)NR^6R^7$, $-NR^6R^7$, $-NR^6(CO)R^7$, $-NR^6(CO)OR^9$, $-NR^6(CO)NR^7R^8$, $-NR^6SO_2R^9$, $-COOR^6$, $-CONR^6R^7$, $-COR^6$, $-SO_2NR^6R^7$, $S(O)_{0-2}R^9$, $-O(CH_2)_{1-10}-COOR^6$, $-O(CH_2)_{1-10}CONR^6R^7$, $-(lower\ alkylene)COOR^6$ and $-CH=CH-COOR^6$;

R^6 , R^7 and R^8 are independently selected from the group consisting of hydrogen, lower alkyl, aryl and aryl-substituted lower alkyl; and

R^9 is lower alkyl, aryl or aryl-substituted lower alkyl.

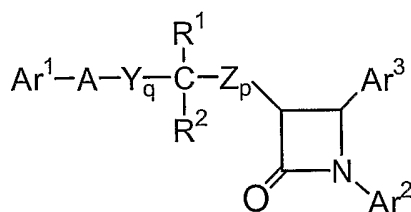
3. The method according to claim 2, wherein the sterol absorption inhibitor is represented by Formula (II) below:



(II).

- 75 -

4. The method according to claim 1, wherein the at least one sterol absorption inhibitor is represented by Formula (III):



(III)

or a pharmaceutically acceptable salt thereof or a solvate thereof, wherein, in Formula (III) above:

Ar¹ is R³-substituted aryl;

Ar² is R⁴-substituted aryl;

Ar³ is R⁵-substituted aryl;

Y and Z are independently selected from the group consisting of -CH₂-, -CH(lower alkyl)- and -C(dilower alkyl)-;

A is selected from -O-, -S-, -S(O)- or -S(O)₂-;

R¹ is selected from the group consisting of -OR⁶, -O(CO)R⁶, -O(CO)OR⁹ and -O(CO)NR⁶R⁷; R² is selected from the group consisting of hydrogen, lower alkyl and aryl; or R¹ and R² together are =O;

q is 1, 2 or 3;

p is 0, 1, 2, 3 or 4;

R⁵ is 1-3 substituents independently selected from the group consisting of -OR⁶, -O(CO)R⁶, -O(CO)OR⁹, -O(CH₂)₁₋₅OR⁹, -O(CO)NR⁶R⁷, -NR⁶R⁷, -NR⁶(CO)R⁷, -NR⁶(CO)OR⁹, -NR⁶(CO)NR⁷R⁸, -NR⁶SO₂-lower alkyl, -NR⁶SO₂-aryl, -CONR⁶R⁷, -COR⁶, -SO₂NR⁶R⁷, S(O)₀₋₂-alkyl, S(O)₀₋₂-aryl, -O(CH₂)₁₋₁₀-COOR⁶, -O(CH₂)₁₋₁₀CONR⁶R⁷, o-halogeno, m-halogeno, o-lower alkyl, m-lower alkyl, -(lower alkylene)-COOR⁶, and -CH=CH-COOR⁶;

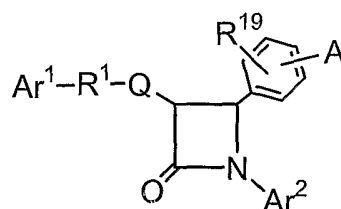
- 76 -

R^3 and R^4 are independently 1-3 substituents independently selected from the group consisting of R^5 , hydrogen, p-lower alkyl, aryl, $-\text{NO}_2$, $-\text{CF}_3$ and p-halogeno;

R^6 , R^7 and R^8 are independently selected from the group consisting of hydrogen, lower alkyl, aryl and aryl-substituted lower alkyl; and

5 R^9 is lower alkyl, aryl or aryl-substituted lower alkyl.

5. The method according to claim 1, wherein the at least one sterol absorption inhibitor is represented by Formula (IV):



(IV)

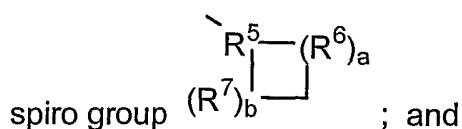
or a pharmaceutically acceptable salt thereof or a solvate thereof, wherein, in Formula (IV) above:

15 A is selected from the group consisting of R^2 -substituted heterocycloalkyl, R^2 -substituted heteroaryl, R^2 -substituted benzofused heterocycloalkyl, and R^2 -substituted benzofused heteroaryl;

Ar¹ is aryl or R^3 -substituted aryl;

Ar² is aryl or R^4 -substituted aryl;

20 Q is a bond or, with the 3-position ring carbon of the azetidinone, forms the



R¹ is selected from the group consisting of:

$-(\text{CH}_2)_q-$, wherein q is 2-6, provided that when Q forms a spiro ring, q can also be zero or 1;

25 $-(\text{CH}_2)_e-\text{G}-(\text{CH}_2)_f-$, wherein G is $-\text{O}-$, $-\text{C}(\text{O})-$, phenylene, $-\text{NR}^8-$ or

- 77 -

-S(O)₀₋₂-, e is 0-5 and r is 0-5, provided that the sum of e and r is 1-6;

-(C₂-C₆ alkenylene)-; and

-(CH₂)_f-V-(CH₂)_g-, wherein V is C₃-C₆ cycloalkylene, f is 1-5 and g is 0-5,

provided that the sum of f and g is 1-6;

R⁵ is selected from:

-CH-, -C(C₁-C₆ alkyl)-, -CF-, -C(OH)-, -C(C₆H₄-R⁹)-, -N-, or -⁺N⁺O⁻;

R⁶ and R⁷ are independently selected from the group consisting of
-CH₂-, -CH(C₁-C₆ alkyl)-, -C(di-(C₁-C₆) alkyl)-, -CH=CH- and
-C(C₁-C₆ alkyl)=CH-; or R⁵ together with an adjacent R⁶, or R⁵ together with an
adjacent R⁷, form a -CH=CH- or a -CH=C(C₁-C₆ alkyl)- group;

a and b are independently 0, 1, 2 or 3, provided both are not zero; provided
that when R⁶ is -CH=CH- or -C(C₁-C₆ alkyl)=CH-, a is 1; provided that when R⁷ is
-CH=CH- or -C(C₁-C₆ alkyl)=CH-, b is 1; provided that when a is 2 or 3, the R⁶'s can
be the same or different; and provided that when b is 2 or 3, the R⁷'s can be the same
or different;

and when Q is a bond, R¹ also can be selected from:

$$-M-Y_d-\overset{\overset{R^{10}}{|}}{\underset{\underset{R^{11}}{|}}{C}}-Z_h-, -X_m-\overset{\overset{R^{12}}{|}}{\underset{\underset{R^{13}}{|}}{(C)_s}}-Y_n-\overset{\overset{R^{10}}{|}}{\underset{\underset{R^{11}}{|}}{(C)_t}}-Z_p- \text{ or } -X_j-\overset{\overset{R^{10}}{|}}{\underset{\underset{R^{11}}{|}}{(C)_v}}-Y_k-S(O)_{0-2}-;$$

where M is -O-, -S-, -S(O)- or -S(O)₂-;

X, Y and Z are independently selected from the group consisting of
-CH₂-, -CH(C₁-C₆ alkyl)- and -C(di-(C₁-C₆) alkyl);

R¹⁰ and R¹² are independently selected from the group consisting of
-OR¹⁴, -O(CO)R¹⁴, -O(CO)OR¹⁶ and -O(CO)NR¹⁴R¹⁵;

R¹¹ and R¹³ are independently selected from the group consisting of hydrogen,
(C₁-C₆)alkyl and aryl; or R¹⁰ and R¹¹ together are =O, or R¹² and R¹³ together are =O;

d is 1, 2 or 3;

h is 0, 1, 2, 3 or 4;

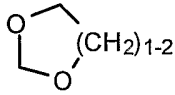
- 78 -

s is 0 or 1; t is 0 or 1; m, n and p are independently 0-4; provided that at least one of s and t is 1, and the sum of m, n, p, s and t is 1-6; provided that when p is 0 and t is 1, the sum of m, s and n is 1-5; and provided that when p is 0 and s is 1, the sum of m, t and n is 1-5;

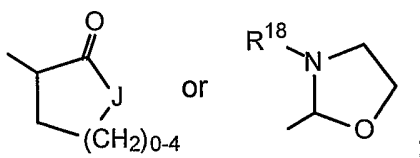
v is 0 or 1;

j and k are independently 1-5, provided that the sum of j, k and v is 1-5;

R^2 is 1-3 substituents on the ring carbon atoms selected from the group consisting of hydrogen, (C_1-C_{10}) alkyl, (C_2-C_{10}) alkenyl, (C_2-C_{10}) alkynyl, (C_3-C_6) cycloalkyl, (C_3-C_6) cycloalkenyl, R^{17} -substituted aryl, R^{17} -substituted benzyl, R^{17} -substituted benzyloxy, R^{17} -substituted aryloxy, halogeno, $-NR^{14}R^{15}$, $NR^{14}R^{15}(C_1-C_6 \text{ alkylene})-$, $NR^{14}R^{15}C(O)(C_1-C_6 \text{ alkylene})-$, $-NHC(O)R^{16}$, OH, C_1-C_6 alkoxy, $-OC(O)R^{16}$, $-COR^{14}$, hydroxy (C_1-C_6) alkyl, (C_1-C_6) alkoxy (C_1-C_6) alkyl, NO_2 , $-S(O)_{0-2}R^{16}$, $-SO_2NR^{14}R^{15}$ and $-(C_1-C_6 \text{ alkylene})COOR^{14}$; when R^2 is a

substituent on a heterocycloalkyl ring, R^2 is as defined, or is $=O$ or ; and,

where R^2 is a substituent on a substitutable ring nitrogen, it is hydrogen, (C_1-C_6) alkyl, aryl, (C_1-C_6) alkoxy, aryloxy, (C_1-C_6) alkylcarbonyl, arylcarbonyl, hydroxy, $-(CH_2)_{1-6}CONR^{18}R^{18}$,



wherein J is $-O-$, $-NH-$, $-NR^{18}-$ or $-CH_2-$;

R^3 and R^4 are independently selected from the group consisting of 1-3 substituents independently selected from the group consisting of (C_1-C_6) alkyl, $-OR^{14}$, $-O(CO)R^{14}$, $-O(CO)OR^{16}$, $-O(CH_2)_{1-5}OR^{14}$, $-O(CO)NR^{14}R^{15}$, $-NR^{14}R^{15}$, $-NR^{14}(CO)R^{15}$, $-NR^{14}(CO)OR^{16}$, $-NR^{14}(CO)NR^{15}R^{19}$, $-NR^{14}SO_2R^{16}$, $-COOR^{14}$, $-CONR^{14}R^{15}$, $-COR^{14}$, $-SO_2NR^{14}R^{15}$, $S(O)_{0-2}R^{16}$, $-O(CH_2)_{1-10}-COOR^{14}$,

- 79 -

-O(CH₂)₁₋₁₀CONR¹⁴R¹⁵, -(C₁-C₆ alkylene)-COOR¹⁴, -CH=CH-COOR¹⁴, -CF₃, -CN, -NO₂ and halogen;

R⁸ is hydrogen, (C₁-C₆)alkyl, aryl (C₁-C₆)alkyl, -C(O)R¹⁴ or -COOR¹⁴;

R⁹ and R¹⁷ are independently 1-3 groups independently selected from the group consisting of hydrogen, (C₁-C₆)alkyl, (C₁-C₆)alkoxy, -COOH, NO₂,

-NR¹⁴R¹⁵, OH and halogeno;

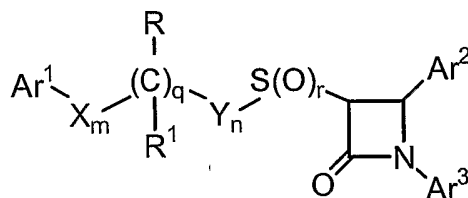
R¹⁴ and R¹⁵ are independently selected from the group consisting of hydrogen, (C₁-C₆)alkyl, aryl and aryl-substituted (C₁-C₆)alkyl;

R¹⁶ is (C₁-C₆)alkyl, aryl or R¹⁷-substituted aryl;

R¹⁸ is hydrogen or (C₁-C₆)alkyl; and

R¹⁹ is hydrogen, hydroxy or (C₁-C₆)alkoxy.

6. The method according to claim 1, wherein the at least one sterol absorption inhibitor is represented by Formula (V):



(V)

or a pharmaceutically acceptable salt thereof or a solvate thereof, wherein, in Formula (V) above:

Ar¹ is aryl, R¹⁰-substituted aryl or heteroaryl;

Ar² is aryl or R⁴-substituted aryl;

Ar³ is aryl or R⁵-substituted aryl;

X and Y are independently selected from the group consisting of -CH₂-, -CH(lower alkyl)- and -C(dilower alkyl)-;

- 80 -

R is $-OR^6$, $-O(CO)R^6$, $-O(CO)OR^9$ or $-O(CO)NR^6R^7$; R^1 is hydrogen, lower alkyl or aryl; or R and R^1 together are $=O$;

q is 0 or 1;

r is 0, 1 or 2;

m and n are independently 0, 1, 2, 3, 4 or 5; provided that the sum of m, n and q is 1, 2, 3, 4 or 5;

R^4 is 1-5 substituents independently selected from the group consisting of lower alkyl, $-OR^6$, $-O(CO)R^6$, $-O(CO)OR^9$, $-O(CH_2)_{1-5}OR^6$, $-O(CO)NR^6R^7$, $-NR^6R^7$, $-NR^6(CO)R^7$, $-NR^6(CO)OR^9$, $-NR^6(CO)NR^7R^8$, $-NR^6SO_2R^9$, $-COOR^6$, $-CONR^6R^7$, $-COR^6$, $-SO_2NR^6R^7$, $S(O)_{0-2}R^9$, $-O(CH_2)_{1-10}-COOR^6$, $-O(CH_2)_{1-10}CONR^6R^7$, $-(lower\ alkylene)COOR^6$ and $-CH=CH-COOR^6$;

R^5 is 1-5 substituents independently selected from the group consisting of $-OR^6$, $-O(CO)R^6$, $-O(CO)OR^9$, $-O(CH_2)_{1-5}OR^6$, $-O(CO)NR^6R^7$, $-NR^6R^7$, $-NR^6(CO)R^7$, $-NR^6(CO)OR^9$, $-NR^6(CO)NR^7R^8$, $-NR^6SO_2R^9$, $-COOR^6$, $-CONR^6R^7$, $-COR^6$, $-SO_2NR^6R^7$, $S(O)_{0-2}R^9$, $-O(CH_2)_{1-10}-COOR^6$, $-O(CH_2)_{1-10}CONR^6R^7$, $-CF_3$, $-CN$, $-NO_2$, halogen, $-(lower\ alkylene)COOR^6$ and $-CH=CH-COOR^6$;

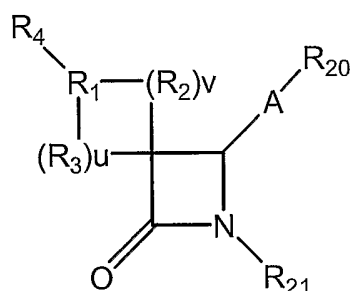
R^6 , R^7 and R^8 are independently selected from the group consisting of hydrogen, lower alkyl, aryl and aryl-substituted lower alkyl;

R^9 is lower alkyl, aryl or aryl-substituted lower alkyl; and

R^{10} is 1-5 substituents independently selected from the group consisting of lower alkyl, $-OR^6$, $-O(CO)R^6$, $-O(CO)OR^9$, $-O(CH_2)_{1-5}OR^6$, $-O(CO)NR^6R^7$, $-NR^6R^7$, $-NR^6(CO)R^7$, $-NR^6(CO)OR^9$, $-NR^6(CO)NR^7R^8$, $-NR^6SO_2R^9$, $-COOR^6$, $-CONR^6R^7$, $-COR^6$, $-SO_2NR^6R^7$, $-S(O)_{0-2}R^9$, $-O(CH_2)_{1-10}-COOR^6$, $-O(CH_2)_{1-10}CONR^6R^7$, $-CF_3$, $-CN$, $-NO_2$ and halogen.

7. The method according to claim 1, where the at least one sterol absorption inhibitor is represented by Formula (VI):

- 81 -



(VI)

or a pharmaceutically acceptable salt thereof or a solvate thereof, wherein:

5 R_1 is

$-\overset{|}{\text{CH}}-$, $-\overset{|}{\text{C}}(\text{lower alkyl})-$, $-\overset{|}{\text{CF}}-$, $-\overset{|}{\text{C}}(\text{OH})-$, $-\overset{|}{\text{C}}(\text{C}_6\text{H}_5)-$, $-\overset{|}{\text{C}}(\text{C}_6\text{H}_4-\text{R}_{15})-$,

$-\overset{|}{\text{N}}-$ or $-\overset{|}{\text{N}}^+\text{O}^-$;

R_2 and R_3 are independently selected from the group consisting of:

$-\text{CH}_2-$, $-\text{CH}(\text{lower alkyl})-$, $-\text{C}(\text{di-lower alkyl})-$, $-\text{CH}=\text{CH}-$ and $-\text{C}(\text{lower alkyl})=\text{CH}-$; or

10 R_1 together with an adjacent R_2 , or R_1 together with an adjacent R_3 , form a $-\text{CH}=\text{CH}-$ or a $-\text{CH}=\text{C}(\text{lower alkyl})-$ group;

u and v are independently 0, 1, 2 or 3, provided both are not zero; provided that when R_2 is $-\text{CH}=\text{CH}-$ or $-\text{C}(\text{lower alkyl})=\text{CH}-$, v is 1; provided that when R_3 is $-\text{CH}=\text{CH}-$ or $-\text{C}(\text{lower alkyl})=\text{CH}-$, u is 1; provided that when v is 2 or 3, the R_2 's can be the same or different; and provided that when u is 2 or 3, the R_3 's can be the same or different;

R_4 is selected from $\text{B}-(\text{CH}_2)_m\text{C}(\text{O})-$, wherein m is 0, 1, 2, 3, 4 or 5;

$\text{B}-(\text{CH}_2)_q-$, wherein q is 0, 1, 2, 3, 4, 5 or 6;

$\text{B}-(\text{CH}_2)_e\text{-Z}-(\text{CH}_2)_r-$, wherein Z is $-\text{O}-$, $-\text{C}(\text{O})-$, phenylene, $-\text{N}(\text{R}_8)-$ or $-\text{S}(\text{O})_{0-2}-$, e is 0,

20 1, 2, 3, 4 or 5 and r is 0, 1, 2, 3, 4 or 5, provided that the sum of e and r is 0, 1, 2, 3, 4, 5 or 6;

$\text{B}-(\text{C}_2\text{-C}_6 \text{ alkenylene})-$;

$\text{B}-(\text{C}_4\text{-C}_6 \text{ alkadienylene})-$;

- 82 -

B-(CH₂)_t-Z-(C₂-C₆ alkenylene)-, wherein Z is as defined above, and wherein t is 0, 1, 2 or 3, provided that the sum of t and the number of carbon atoms in the alkenylene chain is 2, 3, 4, 5 or 6;

B-(CH₂)_f-V-(CH₂)_g-, wherein V is C₃-C₆ cycloalkylene, f is 1, 2, 3, 4 or 5 and g is 0, 1, 2, 3, 4 or 5, provided that the sum of f and g is 1, 2, 3, 4, 5 or 6;

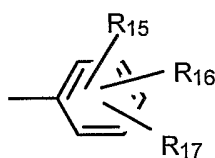
B-(CH₂)_t-V-(C₂-C₆ alkenylene)- or

B-(C₂-C₆ alkenylene)-V-(CH₂)_t-, wherein V and t are as defined above, provided that the sum of t and the number of carbon atoms in the alkenylene chain is 2, 3, 4, 5 or 6;

B-(CH₂)_a-Z-(CH₂)_b-V-(CH₂)_d-, wherein Z and V are as defined above and a, b and d are independently 0, 1, 2, 3, 4, 5 or 6, provided that the sum of a, b and d is 0, 1, 2, 3, 4, 5 or 6; or T-(CH₂)_s-, wherein T is cycloalkyl of 3-6 carbon atoms and s is 0, 1, 2, 3, 4, 5 or 6; or

R₁ and R₄ together form the group $\text{B}-\text{CH}=\overset{\text{I}}{\text{C}}-$;

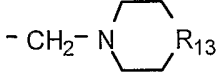
B is selected from indanyl, indenyl, naphthyl, tetrahydronaphthyl, heteroaryl or W-substituted heteroaryl, wherein heteroaryl is selected from the group consisting of pyrrolyl, pyridinyl, pyrimidinyl, pyrazinyl, triazinyl, imidazolyl, thiazolyl, pyrazolyl, thienyl, oxazolyl and furanyl, and for nitrogen-containing heteroaryls, the N-oxides thereof, or



W is 1 to 3 substituents independently selected from the group consisting of lower alkyl, hydroxy lower alkyl, lower alkoxy, alkoxyalkyl, alkoxyalkoxy, alkoxycarbonylalkoxy, (lower alkoxyimino)-lower alkyl, lower alkanedioyl, lower alkyl lower alkanedioyl, allyloxy, -CF₃, -OCF₃, benzyl, R₇-benzyl, benzyloxy, R₇-benzyloxy, phenoxy, R₇-phenoxy, dioxolanyl, NO₂-, N(R₈)(R₉), N(R₈)(R₉)-lower alkylene-, N(R₈)(R₉)-lower alkyleneoxy-, OH, halogeno, -CN, -N₃, -NHC(O)OR₁₀, -NHC(O)R₁₀, R₁₁O₂SNH-, (R₁₁O₂S)₂N-, -S(O)₂NH₂, -S(O)₀₋₂R₈, tert-butylidimethyl-silyloxymethyl, -C(O)R₁₂, -COOR₁₉, -CON(R₈)(R₉), -CH=CHC(O)R₁₂,

- 83 -

-lower alkylene-C(O)R₁₂, R₁₀C(O)(lower alkyleneoxy)-, N(R₈)(R₉)C(O)(lower

alkyleneoxy)- and  for substitution on ring carbon atoms, and the substituents on the substituted heteroaryl ring nitrogen atoms, when present, are selected from the group consisting of lower alkyl, lower alkoxy, -C(O)OR₁₀,
 5 -C(O)R₁₀, OH, N(R₈)(R₉)-lower alkylene-, N(R₈)(R₉)-lower alkyleneoxy-, -S(O)₂NH₂ and 2-(trimethylsilyl)-ethoxymethyl;

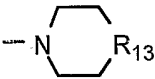
R₇ is 1-3 groups independently selected from the group consisting of lower alkyl, lower alkoxy, -COOH, NO₂, -N(R₈)(R₉), OH, and halogeno;

R₈ and R₉ are independently selected from H or lower alkyl;

10 R₁₀ is selected from lower alkyl, phenyl, R₇-phenyl, benzyl or R₇-benzyl;

R₁₁ is selected from OH, lower alkyl, phenyl, benzyl, R₇-phenyl or R₇-benzyl;

R₁₂ is selected from H, OH, alkoxy, phenoxy, benzyloxy,

, -N(R₈)(R₉), lower alkyl, phenyl or R₇-phenyl;

R₁₃ is selected from -O-, -CH₂-, -NH-, -N(lower alkyl)- or -NC(O)R₁₉;

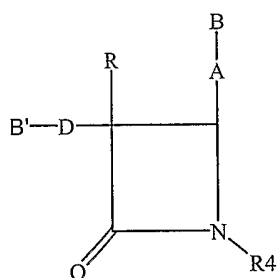
15 R₁₅, R₁₆ and R₁₇ are independently selected from the group consisting of H and the groups defined for W; or R₁₅ is hydrogen and R₁₆ and R₁₇, together with adjacent carbon atoms to which they are attached, form a dioxolanyl ring;

R₁₉ is H, lower alkyl, phenyl or phenyl lower alkyl; and

20 R₂₀ and R₂₁ are independently selected from the group consisting of phenyl, W-substituted phenyl, naphthyl, W-substituted naphthyl, indanyl, indenyl, tetrahydronaphthyl, benzodioxolyl, heteroaryl, W-substituted heteroaryl, benzofused heteroaryl, W-substituted benzofused heteroaryl and cyclopropyl, wherein heteroaryl is as defined above.

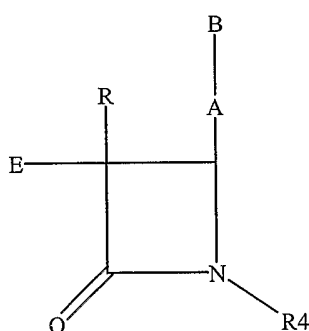
8. The method according to claim 1, wherein the at least one sterol
 25 absorption inhibitor is represented by Formula (VIIA) or (VIIB):

- 84 -



(VIIA)

or



(VIIB)

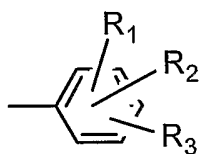
5

or a pharmaceutically acceptable salt or solvate thereof,

wherein:

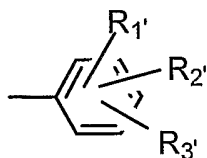
A is $-\text{CH}=\text{CH}-$, $-\text{C}\equiv\text{C}-$ or $-(\text{CH}_2)_p-$ wherein p is 0, 1 or 2;

B is



10

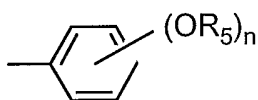
B' is

D is $-(\text{CH}_2)_m\text{C}(\text{O})-$ or $-(\text{CH}_2)_q-$ wherein m is 1, 2, 3 or 4 and q is 2, 3 or 4;E is C_{10} to C_{20} alkyl or $-\text{C}(\text{O})-(\text{C}_9 \text{ to } \text{C}_{19})\text{-alkyl}$, wherein the alkyl is straight or
15 branched, saturated or containing one or more double bonds;R is hydrogen, $\text{C}_1\text{-C}_{15}$ alkyl, straight or branched, saturated or containing one
or more double bonds, or $\text{B}-(\text{CH}_2)_r-$, wherein r is 0, 1, 2, or 3;

- 85 -

R₁, R₂, R₃, R_{1'}, R_{2'}, and R_{3'} are independently selected from the group consisting of hydrogen, lower alkyl, lower alkoxy, carboxy, NO₂, NH₂, OH, halogeno, lower alkylamino, dilower alkylamino, -NHC(O)OR₅, R₆O₂SNH- and -S(O)₂NH₂;

R₄ is

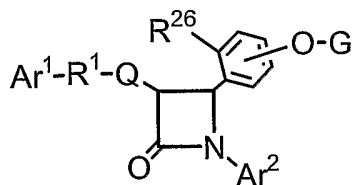


wherein n is 0, 1, 2 or 3;

R₅ is lower alkyl; and

R₆ is OH, lower alkyl, phenyl, benzyl or substituted phenyl wherein the substituents are 1-3 groups independently selected from the group consisting of lower alkyl, lower alkoxy, carboxy, NO₂, NH₂, OH, halogeno, lower alkylamino and dilower alkylamino.

9. The composition according to claim 1, wherein the at least one sterol absorption inhibitor is represented by Formula (VIII):

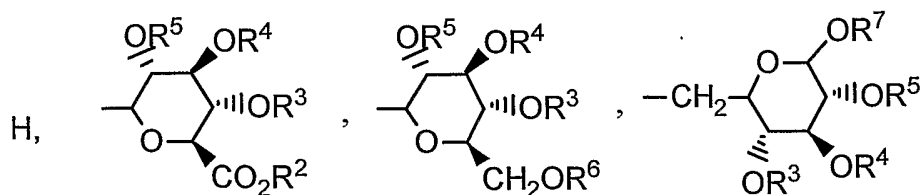


(VIII)

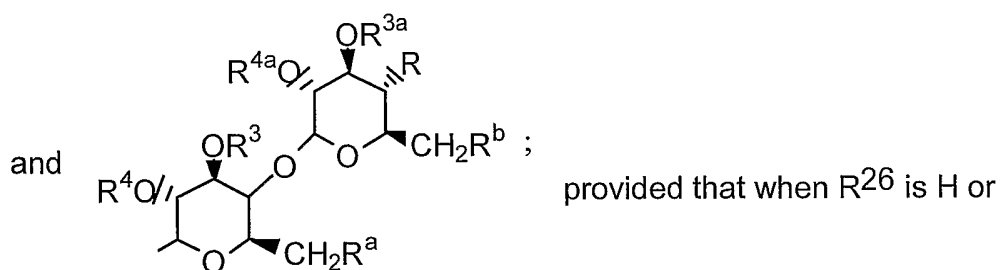
or a pharmaceutically acceptable salt thereof or a solvate thereof, wherein, in Formula (VIII) above,

R²⁶ is H or OG¹;

G and G¹ are independently selected from the group consisting of



- 86 -



OH, G is not H;

R, R^a and R^b are independently selected from the group consisting of H, -OH, halogeno, -NH₂, azido, (C₁-C₆)alkoxy(C₁-C₆)-alkoxy or -W-R³⁰;

W is independently selected from the group consisting of -NH-C(O)-, -O-C(O)-, -O-C(O)-N(R³¹)-, -NH-C(O)-N(R³¹)- and -O-C(S)-N(R³¹)-;

R² and R⁶ are independently selected from the group consisting of H, (C₁-C₆)alkyl, aryl and aryl(C₁-C₆)alkyl;

R³, R⁴, R⁵, R⁷, R^{3a} and R^{4a} are independently selected from the group consisting of H, (C₁-C₆)alkyl, aryl(C₁-C₆)alkyl, -C(O)(C₁-C₆)alkyl and -C(O)aryl;

R³⁰ is selected from the group consisting of R³²-substituted T, R³²-substituted-T-(C₁-C₆)alkyl, R³²-substituted-(C₂-C₄)alkenyl, R³²-substituted-(C₁-C₆)alkyl, R³²-substituted-(C₃-C₇)cycloalkyl and R³²-substituted-(C₃-C₇)cycloalkyl(C₁-C₆)alkyl;

R³¹ is selected from the group consisting of H and (C₁-C₄)alkyl;

T is selected from the group consisting of phenyl, furyl, thienyl, pyrrolyl, oxazolyl, isoxazolyl, thiazolyl, isothiazolyl, benzothiazolyl, thiadiazolyl, pyrazolyl, imidazolyl and pyridyl;

R³² is independently selected from 1-3 substituents independently selected from the group consisting of halogeno, (C₁-C₄)alkyl, -OH, phenoxy, -CF₃, -NO₂, (C₁-C₄)alkoxy, methylenedioxy, oxo, (C₁-C₄)alkylsulfanyl, (C₁-C₄)alkylsulfinyl, (C₁-C₄)alkylsulfonyl, -N(CH₃)₂, -C(O)-NH(C₁-C₄)alkyl, -C(O)-N((C₁-C₄)alkyl)₂, -C(O)-(C₁-C₄)alkyl, -C(O)-(C₁-C₄)alkoxy and pyrrolidinylcarbonyl; or R³² is a covalent bond and R³¹, the nitrogen to which it is

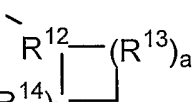
- 87 -

attached and R³² form a pyrrolidinyl, piperidinyl, N-methyl-piperazinyl, indolinyl or morpholinyl group, or a (C₁-C₄)alkoxycarbonyl-substituted pyrrolidinyl, piperidinyl, N-methylpiperazinyl, indolinyl or morpholinyl group;

Ar¹ is aryl or R¹⁰-substituted aryl;

5 Ar² is aryl or R¹¹-substituted aryl;

Q is a bond or, with the 3-position ring carbon of the azetidinone,

forms the spiro group ; and

R¹ is selected from the group consisting of

-(CH₂)_q-, wherein q is 2-6, provided that when Q forms a spiro ring, q

10 can also be zero or 1;

-(CH₂)_e-E-(CH₂)_r-, wherein E is -O-, -C(O)-, phenylene, -NR²²- or

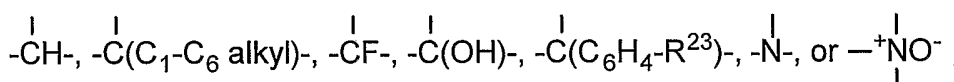
-S(O)₀₋₂-, e is 0-5 and r is 0-5, provided that the sum of e and r is 1-6;

-(C₂-C₆)alkenylene-; and

-(CH₂)_f-V-(CH₂)_g-, wherein V is C₃-C₆ cycloalkylene, f is 1-5 and g is 0-

15 5, provided that the sum of f and g is 1-6;

R¹² is

; -CH-, -C(C₁-C₆ alkyl)-, -CF-, -C(OH)-, -C(C₆H₄-R²³)-, -N-, or -⁺NO⁻;

R¹³ and R¹⁴ are independently selected from the group consisting of -CH₂-, -CH(C₁-C₆ alkyl)-, -C(di-(C₁-C₆ alkyl)), -CH=CH- and

20 -C(C₁-C₆ alkyl)=CH-; or R¹² together with an adjacent R¹³, or R¹² together with an adjacent R¹⁴, form a -CH=CH- or a -CH=C(C₁-C₆ alkyl)- group;

a and b are independently 0, 1, 2 or 3, provided both are not zero;

provided that when R¹³ is -CH=CH- or -C(C₁-C₆ alkyl)=CH-, a is 1;

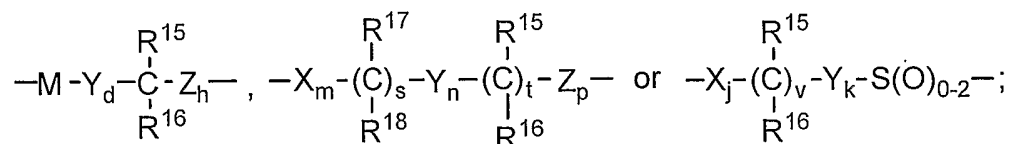
provided that when R¹⁴ is -CH=CH- or -C(C₁-C₆ alkyl)=CH-, b is 1;

25 provided that when a is 2 or 3, the R¹³'s can be the same or different; and

provided that when b is 2 or 3, the R¹⁴'s can be the same or different;

- 88 -

and when Q is a bond, R¹ also can be:



M is -O-, -S-, -S(O)- or -S(O)₂-;

X, Y and Z are independently selected from the group consisting of -CH₂-,
 5 -CH(C₁-C₆)alkyl- and -C(di-(C₁-C₆)alkyl);

R¹⁰ and R¹¹ are independently selected from the group consisting of 1-3
 substituents independently selected from the group consisting of
 (C₁-C₆)alkyl, -OR¹⁹, -O(CO)R¹⁹, -O(CO)OR²¹, -O(CH₂)₁₋₅OR¹⁹,
 -O(CO)NR¹⁹R²⁰, -NR¹⁹R²⁰, -NR¹⁹(CO)R²⁰, -NR¹⁹(CO)OR²¹,
 10 -NR¹⁹(CO)NR²⁰R²⁵, -NR¹⁹SO₂R²¹, -COOR¹⁹, -CONR¹⁹R²⁰, -COR¹⁹,
 -SO₂NR¹⁹R²⁰, S(O)₀₋₂R²¹, -O(CH₂)₁₋₁₀-COOR¹⁹, -O(CH₂)₁₋₁₀CONR¹⁹R²⁰,
 -(C₁-C₆ alkylene)-COOR¹⁹, -CH=CH-COOR¹⁹, -CF₃, -CN, -NO₂ and halogen;

R¹⁵ and R¹⁷ are independently selected from the group consisting of -OR¹⁹,
 -O(CO)R¹⁹, -O(CO)OR²¹ and -O(CO)NR¹⁹R²⁰;

15 R¹⁶ and R¹⁸ are independently selected from the group consisting of H,
 (C₁-C₆)alkyl and aryl; or R¹⁵ and R¹⁶ together are =O, or R¹⁷ and R¹⁸ together are
 =O;

d is 1, 2 or 3;

h is 0, 1, 2, 3 or 4;

20 s is 0 or 1; t is 0 or 1; m, n and p are independently 0-4;

provided that at least one of s and t is 1, and the sum of m, n, p, s and t is 1-6;

provided that when p is 0 and t is 1, the sum of m, s and n is 1-5; and provided
 that when p is 0 and s is 1, the sum of m, t and n is 1-5;

v is 0 or 1;

25 j and k are independently 1-5, provided that the sum of j, k and v is 1-5;

- 89 -

and when Q is a bond and R¹ is
$$-X_j-\overset{\overset{R^{15}}{|}}{\underset{\underset{R^{16}}{|}}{(C)}_v}-Y_k-S(O)_{0-2}-$$
, Ar¹ can also be pyridyl, isoxazolyl, furanyl, pyrrolyl, thienyl, imidazolyl, pyrazolyl, thiazolyl, pyrazinyl, pyrimidinyl or pyridazinyl;

R¹⁹ and R²⁰ are independently selected from the group consisting of H,
 5 (C₁-C₆)alkyl, aryl and aryl-substituted (C₁-C₆)alkyl;

R²¹ is (C₁-C₆)alkyl, aryl or R²⁴-substituted aryl;

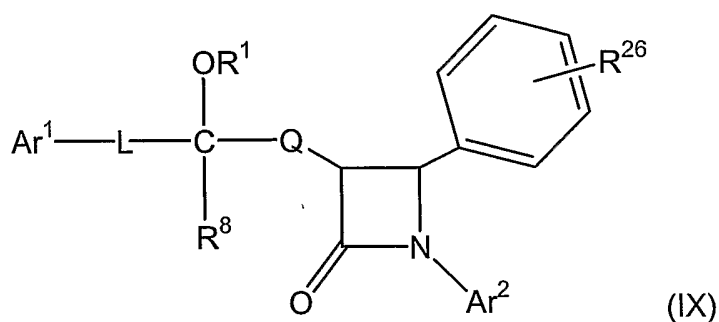
R²² is H, (C₁-C₆)alkyl, aryl (C₁-C₆)alkyl, -C(O)R¹⁹ or -COOR¹⁹;

R²³ and R²⁴ are independently 1-3 groups independently selected from the group consisting of H, (C₁-C₆)alkyl, (C₁-C₆)alkoxy, -COOH, NO₂,

10 -NR¹⁹R²⁰, -OH and halogeno; and

R²⁵ is H, -OH or (C₁-C₆)alkoxy.

10. The method according to claim 1, wherein the at least one sterol absorption inhibitor is represented by Formula (IX):

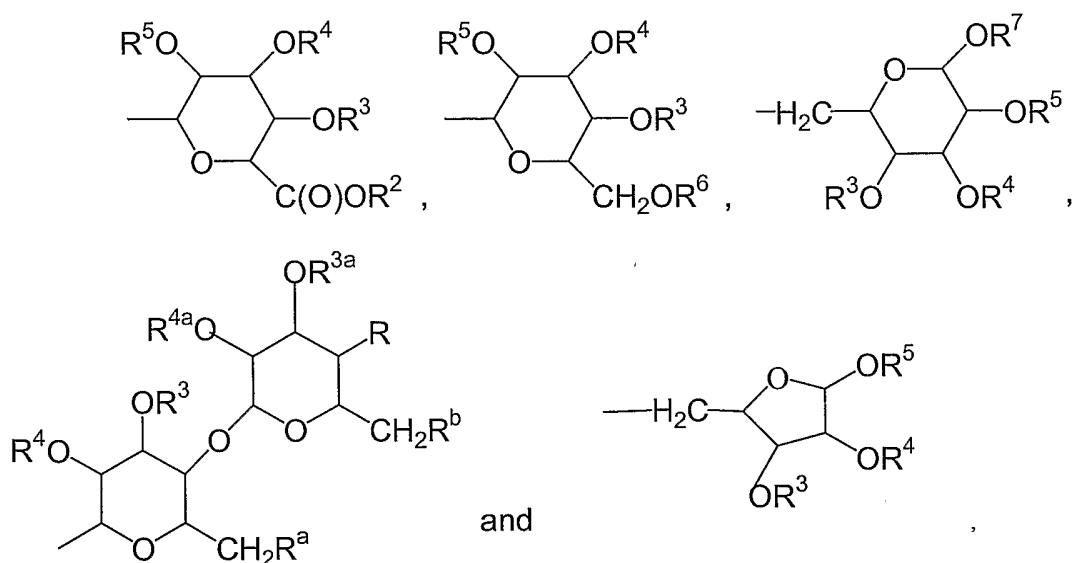


or a pharmaceutically acceptable salt or solvate thereof, wherein in Formula (IX):

R¹ is selected from the group consisting of H, G, G¹, G², -SO₃H and -PO₃H;

G is selected from the group consisting of: H,

- 90 -



wherein R , R^a and R^b are each independently selected from the group consisting of H, -OH, halo, -NH₂, azido, (C₁-C₆)alkoxy(C₁-C₆)alkoxy or -W-R³⁰;

W is independently selected from the group consisting of -NH-C(O)-, -O-C(O)-, -O-C(O)-N(R³¹)-, -NH-C(O)-N(R³¹)- and -O-C(S)-N(R³¹)-;

R^2 and R^6 are each independently selected from the group consisting of H, (C₁-C₆)alkyl, acetyl, aryl and aryl(C₁-C₆)alkyl;

R^3 , R^4 , R^5 , R^7 , R^{3a} and R^{4a} are each independently selected from the group consisting of H, (C₁-C₆)alkyl, acetyl, aryl(C₁-C₆)alkyl, -C(O)(C₁-C₆)alkyl and -C(O)aryl;

R^{30} is independently selected from the group consisting of R^{32} -substituted T, R^{32} -substituted-T-(C₁-C₆)alkyl, R^{32} -substituted-(C₂-C₄)alkenyl, R^{32} -substituted-(C₁-C₆)alkyl, R^{32} -substituted-(C₃-C₇)cycloalkyl and R^{32} -substituted-(C₃-C₇)cycloalkyl(C₁-C₆)alkyl;

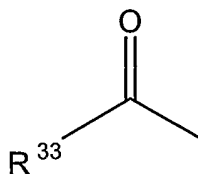
- 91 -

R^{31} is independently selected from the group consisting of H and (C₁-C₄)alkyl;

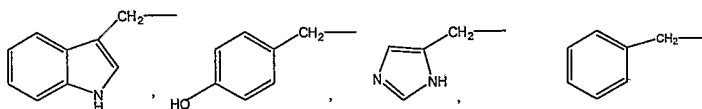
T is independently selected from the group consisting of phenyl, furyl, thienyl, pyrrolyl, oxazolyl, isoxazolyl, thiazolyl, isothiazolyl, benzothiazolyl, thiadiazolyl, pyrazolyl, imidazolyl and pyridyl;

R^{32} is independently selected from 1-3 substituents which are each independently selected from the group consisting of H, halo, (C₁-C₄)alkyl, -OH, phenoxy, -CF₃, -NO₂, (C₁-C₄)alkoxy, methylenedioxy, oxo, (C₁-C₄)alkylsulfanyl, (C₁-C₄)alkylsulfinyl, (C₁-C₄)alkylsulfonyl, -N(CH₃)₂, -C(O)-NH(C₁-C₄)alkyl, -C(O)-N((C₁-C₄)alkyl)₂, -C(O)-(C₁-C₄)alkyl, -C(O)-(C₁-C₄)alkoxy and pyrrolidinylcarbonyl; or R^{32} is a covalent bond and R^{31} , the nitrogen to which it is attached and R^{32} form a pyrrolidinyl, piperidinyl, N-methyl-piperazinyl, indolyl or morpholyl group, or a (C₁-C₄)alkoxycarbonyl-substituted pyrrolidinyl, piperidinyl, N-methylpiperazinyl, indolyl or morpholyl group;

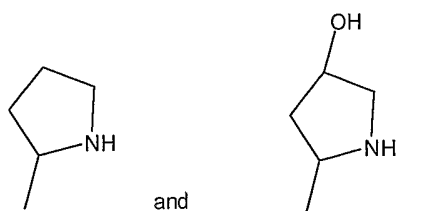
G^1 is represented by the structure:



wherein R^{33} is independently selected from the group consisting of unsubstituted alkyl, R^{34} -substituted alkyl, $(R^{35})(R^{36})$ alkyl-,



- 92 -

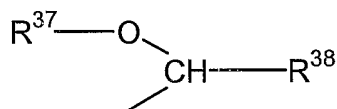


R^{34} is one to three substituents, each R^{34} being independently selected from the group consisting of HOOC- , HS- , $(\text{CH}_3)\text{S-}$, $\text{H}_2\text{N-}$, $(\text{NH}_2)(\text{NH})\text{C}(\text{NH})\text{-}$, $(\text{NH}_2)\text{C}(\text{O})\text{-}$ and $\text{HOOCCH}(\text{NH}_3^+)\text{CH}_2\text{SS-}$;

R^{35} is independently selected from the group consisting of H and $\text{NH}_2\text{-}$;

R^{36} is independently selected from the group consisting of H, unsubstituted alkyl, R^{34} -substituted alkyl, unsubstituted cycloalkyl and R^{34} -substituted cycloalkyl;

G^2 is represented by the structure:



wherein R^{37} and R^{38} are each independently selected from the group consisting of $(\text{C}_1\text{-C}_6)\text{alkyl}$ and aryl;

R^{26} is one to five substituents, each R^{26} being independently selected from the group consisting of:

- a) H;
- b) -OH ;
- c) -OCH_3 ;
- d) fluorine;
- e) chlorine;
- f) -O-G ;
- g) -O-G^1 ;
- h) -O-G^2 ;

- 93 -

- i) $-\text{SO}_3\text{H}$; and
 j) $-\text{PO}_3\text{H}$;

provided that when R^1 is H, R^{26} is not H, $-\text{OH}$, $-\text{OCH}_3$ or $-\text{O-G}$;

5

Ar^1 is aryl, R^{10} -substituted aryl, heteroaryl or R^{10} -substituted heteroaryl;

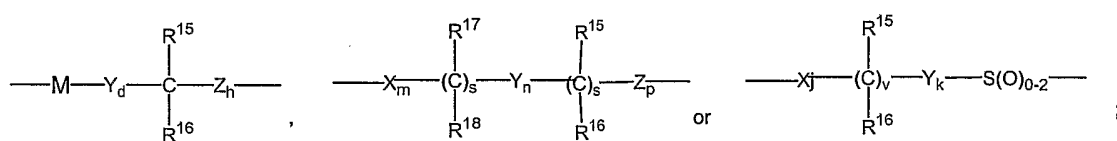
Ar^2 is aryl, R^{11} -substituted aryl, heteroaryl or R^{11} -substituted heteroaryl;

10

L is selected from the group consisting of:

- a) a covalent bond;
 b) $-(\text{CH}_2)_q-$, wherein q is 1-6;
 c) $-(\text{CH}_2)_e-\text{E}-(\text{CH}_2)_r-$, wherein E is $-\text{O}-$, $-\text{C}(\text{O})-$, phenylene, $-\text{NR}^{22}-$ or $-\text{S}(\text{O})_{0-2}-$, e is 0-5 and r is 0-5, provided that the sum of e and r is 1-6;
 d) $-(\text{C}_2-\text{C}_6)\text{alkenylene}-$;
 e) $-(\text{CH}_2)_f-\text{V}-(\text{CH}_2)_g-$, wherein V is C_3-C_6 cycloalkylene, f is 1-5 and g is 0-5, provided that the sum of f and g is 1-6; and
 f)

15



20

wherein M is $-\text{O}-$, $-\text{S}-$, $-\text{S}(\text{O})-$ or $-\text{S}(\text{O})_2-$;

X, Y and Z are each independently selected from the group consisting of $-\text{CH}_2-$, $-\text{CH}(\text{C}_1-\text{C}_6)\text{alkyl}-$ and $-\text{C}(\text{di}-(\text{C}_1-\text{C}_6)\text{alkyl})-$;

25

R^8 is selected from the group consisting of H and alkyl;

R^{10} and R^{11} are each independently selected from the group consisting of 1-3 substituents which are each independently selected from the group consisting of (C1-

C₆alkyl, -OR¹⁹, -O(CO)R¹⁹, -O(CO)OR²¹, -O(CH₂)₁₋₅OR¹⁹, -O(CO)NR¹⁹R²⁰, -NR¹⁹R²⁰, -NR¹⁹(CO)R²⁰, -NR¹⁹(CO)OR²¹, -NR¹⁹(CO)NR²⁰R²⁵, -NR¹⁹SO₂R²¹, -COOR¹⁹, -CONR¹⁹R²⁰, -COR¹⁹, -SO₂NR¹⁹R²⁰, S(O)₀₋₂R²¹, -O(CH₂)₁₋₁₀-COOR¹⁹, -O(CH₂)₁₋₁₀CONR¹⁹R²⁰, -(C₁-C₆ alkylene)-COOR¹⁹, -CH=CH-COOR¹⁹, -CF₃, -CN, -NO₂ and halo;

R^{15} and R^{17} are each independently selected from the group consisting of $-OR^{19}$, $-OC(O)R^{19}$, $-OC(O)OR^{21}$, $-OC(O)NR^{19}R^{20}$;

10 R¹⁶ and R¹⁸ are each independently selected from the group consisting of H,
(C₁-C₆)alkyl and aryl;

or R¹⁵ and R¹⁶ together are =O, or R¹⁷ and R¹⁸ together are =O;

15 d is 1, 2 or 3;

h is 0, 1, 2, 3 or 4;

s is 0 or 1;

t is 0 or 1;

m, n and p are each independently selected from 0-4;

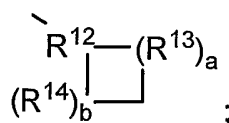
20 provided that at least one of s and t is 1, and the sum of m, n, p, s and t is 1-6;
provided that when p is 0 and t is 1, the sum of m, n and p is 1-5; and provided that
when p is 0 and s is 1, the sum of m, t and n is 1-5;

v is 0 or 1;

j and k are each independently 1-5, provided that the sum of j, k and v is 1-5;

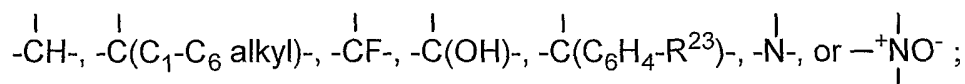
25

Q is a bond, $-(CH_2)_q-$, wherein q is 1-6, or, with the 3-position ring carbon of the azetidinone, forms the spiro group



- 95 -

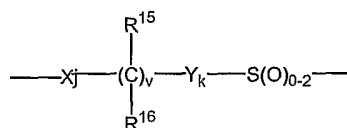
wherein R¹² is



R¹³ and R¹⁴ are each independently selected from the group consisting of
 5 -CH₂-, -CH(C₁-C₆ alkyl)-, -C(di-(C₁-C₆) alkyl)-, -CH=CH- and -C(C₁-C₆ alkyl)=CH-; or
 R¹² together with an adjacent R¹³, or R¹² together with an adjacent R¹⁴, form a -
 CH=CH- or a -CH=C(C₁-C₆ alkyl)- group;

a and b are each independently 0, 1, 2 or 3, provided both are not zero;
 10 provided that when R¹³ is -CH=CH- or -C(C₁-C₆ alkyl)=CH-, a is 1; provided that
 when R¹⁴ is -CH=CH- or -C(C₁-C₆ alkyl)=CH-, b is 1; provided that when a is 2 or 3,
 the R¹³'s can be the same or different; and provided that when b is 2 or 3, the R¹⁴'s
 can be the same or different;

15 and when Q is a bond and L is



then Ar¹ can also be pyridyl, isoxazolyl, furanyl, pyrrolyl, thienyl, imidazolyl, pyrazolyl,
 20 thiazolyl, pyrazinyl, pyrimidinyl or pyridazinyl;

R¹⁹ and R²⁰ are each independently selected from the group consisting of H,
 (C₁-C₆)alkyl, aryl and aryl-substituted (C₁-C₆)alkyl;

25 R²¹ is (C₁-C₆)alkyl, aryl or R²⁴-substituted aryl;

R²² is H, (C₁-C₆)alkyl, aryl (C₁-C₆)alkyl, -C(O)R¹⁹ or -COOR¹⁹;

- 96 -

R²³ and R²⁴ are each independently selected from the group consisting of 1-3 substituents which are each independently selected from the group consisting of H, (C₁-C₆)alkyl, (C₁-C₆)alkoxy, -COOH, NO₂, -NR¹⁹R²⁰, -OH and halo; and

5

R²⁵ is H, -OH or (C₁-C₆)alkoxy.

11. The method according to claim 1, wherein the c-reactive reactive protein blood level is greater than about 0.4 mg/dL.

10

12. The method according to claim 1, wherein the c-reactive reactive protein blood level is greater than about 1.0 mg/gL.

13. The method according to claim 1, wherein the c-reactive reactive protein blood level is greater than about 3.4 mg/gL.

15

14. The method according to claim 1, further comprising administering at least one peroxisome proliferator-activated receptor activator.

15. The method according to claim 14, wherein the at least one peroxisome proliferator-activated receptor activator is a fibric acid derivative.

20

16. The method according to claim 15, wherein the fibric acid derivative is selected from the group consisting of fenofibrate, clofibrate, gemfibrozil, ciprofibrate, bezafibrate, clinofibrate, binifibrate, lifibrol and mixtures thereof.

25

17. The method according to claim 1, wherein the at least one sterol absorption inhibitor is administered to a mammal in an amount ranging from about 0.1 to about 1000 milligrams of sterol absorption inhibitor per day.

30

18. The method according to claim 1, further comprising administering at least one cholesterol biosynthesis inhibitor.

- 97 -

19. The method according to claim 18, wherein the at least one cholesterol biosynthesis inhibitor comprises at least one HMG CoA reductase inhibitor.

5 20. The method according to claim 19, wherein the at least one HMG CoA reductase inhibitor is selected from the group consisting of lovastatin, pravastatin, fluvastatin, simvastatin, atorvastatin, cerivastatin and mixtures thereof.

10 21. The method according to claim 1, further comprising administering at least one bile acid sequestrant.

22. The method according to claim 1, further comprising administering nicotinic acid or a derivative thereof.

15 23. The method according to claim 1, further comprising administering at least one AcylCoA:Cholesterol O-acyltransferase Inhibitor.

24. The method according to claim 1, further comprising administering probucol or a derivative thereof.

20 25. The method according to claim 1, further comprising administering at least one low-density lipoprotein receptor activator.

26. The method according to claim 1, further comprising administering at least one Omega 3 fatty acid.

27. The method according to claim 1, further comprising administering at least one natural water soluble fiber.

30 28. The method according to claim 1, further comprising administering at least one of plant sterols, plant stanols or fatty acid esters of plant stanols.

- 98 -

29. The method according to claim 1, further comprising administering at least one antioxidant or vitamin.

30. The method according to claim 1, comprising the step of administering a therapeutically effective amount of the sterol absorption inhibitor and a pharmaceutically acceptable carrier.

31. The method according to claim 1, wherein the subject is a human.

32. A method for reducing vascular c-reactive protein levels in a mammal comprising:

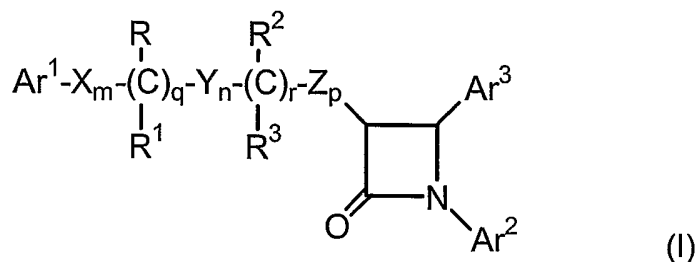
administering a therapeutically effective amount of at least one sterol absorption inhibitor or 5α -stanol absorption inhibitor.

33. The method according to claim 32, wherein the c-reactive reactive protein blood level is reduced to about 3.4 mg/gL or lower.

34. The method according to claim 32, wherein the c-reactive reactive protein blood level is reduced to about 1.0 mg/gL or lower.

35. The method according to claim 32, wherein the c-reactive reactive protein blood level is reduced to about 0.4 mg/gL or lower.

36. Use of a compound represented by Formula (I):



or a pharmaceutically acceptable salt thereof or solvate thereof, wherein in Formula (I):

Ar^1 and Ar^2 are independently selected from the group consisting of aryl and R^4 -substituted aryl;

Ar^3 is aryl or R^5 -substituted aryl;

X, Y and Z are independently selected from the group consisting of
 5 -CH₂-, -CH(lower alkyl)- and -C(dilower alkyl)-;

R and R^2 are independently selected from the group consisting of -OR⁶, -O(CO)R⁶, -O(CO)OR⁹ and -O(CO)NR⁶R⁷;

R^1 and R^3 are independently selected from the group consisting of hydrogen, lower alkyl and aryl;

10 q is 0 or 1;

r is 0 or 1;

m, n and p are independently selected from 0, 1, 2, 3 or 4; provided that at least one of q and r is 1, and the sum of m, n, p, q and r is 1, 2, 3, 4, 5 or 6; and provided that when p is 0 and r is 1, the sum of m, q and n is 1, 2, 3, 4 or 5;

15 R^4 is 1-5 substituents independently selected from the group consisting of lower alkyl, -OR⁶, -O(CO)R⁶, -O(CO)OR⁹, -O(CH₂)₁₋₅OR⁶, -O(CO)NR⁶R⁷, -NR⁶R⁷, -NR⁶(CO)R⁷, -NR⁶(CO)OR⁹, -NR⁶(CO)NR⁷R⁸, -NR⁶SO₂R⁹, -COOR⁶, -CONR⁶R⁷, -COR⁶, -SO₂NR⁶R⁷, S(O)₀₋₂R⁹, -O(CH₂)₁₋₁₀-COOR⁶, -O(CH₂)₁₋₁₀CONR⁶R⁷, -(lower alkylene)COOR⁶, -CH=CH-COOR⁶, -CF₃, -CN,
 20 -NO₂ and halogen;

R^5 is 1-5 substituents independently selected from the group consisting of -OR⁶, -O(CO)R⁶, -O(CO)OR⁹, -O(CH₂)₁₋₅OR⁶, -O(CO)NR⁶R⁷, -NR⁶R⁷, -NR⁶(CO)R⁷, -NR⁶(CO)OR⁹, -NR⁶(CO)NR⁷R⁸, -NR⁶SO₂R⁹, -COOR⁶, -CONR⁶R⁷, -COR⁶, -SO₂NR⁶R⁷, S(O)₀₋₂R⁹, -O(CH₂)₁₋₁₀-COOR⁶, -O(CH₂)₁₋₁₀CONR⁶R⁷,
 25 -(lower alkylene)COOR⁶ and -CH=CH-COOR⁶;

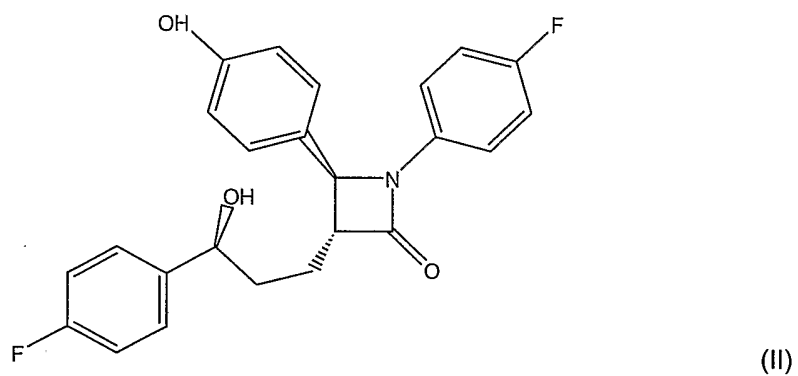
R^6 , R^7 and R^8 are independently selected from the group consisting of hydrogen, lower alkyl, aryl and aryl-substituted lower alkyl; and

R^9 is lower alkyl, aryl or aryl-substituted lower alkyl;

for manufacture of a medicament for the treatment of vascular inflammation.

- 100 -

37. Use of a compound or a salt or solvate thereof according to claim 36, wherein the compound is represented by Formula (II):



5

or a salt or solvate thereof, for manufacture of a medicament for the treatment of vascular inflammation.

INTERNATIONAL SEARCH REPORT

International Application No

PCT/US 02/29756

A. CLASSIFICATION OF SUBJECT MATTER

IPC 7 A61K31/397 A61K45/06 C07D205/08 A61P9/00

According to International Patent Classification (IPC) or to both national classification and IPC

B. FIELDS SEARCHED

Minimum documentation searched (classification system followed by classification symbols)

IPC 7 A61K C07D A61P

Documentation searched other than minimum documentation to the extent that such documents are included in the fields searched

Electronic data base consulted during the international search (name of data base and, where practical, search terms used)

EPO-Internal, WPI Data, PAJ, CHEM ABS Data

C. DOCUMENTS CONSIDERED TO BE RELEVANT

Category *	Citation of document, with indication, where appropriate, of the relevant passages	Relevant to claim No.
A	WO 94 14433 A (SCHERING CORP ;DAVIS HARRY R (US)) 7 July 1994 (1994-07-07) claims ---	1-37
A	WO 93 02048 A (SCHERING CORP) 4 February 1993 (1993-02-04) cited in the application claims ---	1-37
P,X	WO 02 058696 A (SCHERING CORP) 1 August 2002 (2002-08-01) claims, especially claim 34 ---	1-9, 36, 37
P,A	WO 02 058685 A (SCHERING CORP) 1 August 2002 (2002-08-01) claims ---	1-37
	--- -/--	

☒ Further documents are listed in the continuation of box C.☒ Patent family members are listed in annex.

° Special categories of cited documents :

A document defining the general state of the art which is not considered to be of particular relevance

E earlier document but published on or after the international filing date

L document which may throw doubts on priority claim(s) or which is cited to establish the publication date of another citation or other special reason (as specified)

O document referring to an oral disclosure, use, exhibition or other means

P document published prior to the international filing date but later than the priority date claimed

T later document published after the international filing date or priority date and not in conflict with the application but cited to understand the principle or theory underlying the invention

X document of particular relevance; the claimed invention cannot be considered novel or cannot be considered to involve an inventive step when the document is taken alone

Y document of particular relevance; the claimed invention cannot be considered to involve an inventive step when the document is combined with one or more other such documents, such combination being obvious to a person skilled in the art.

& document member of the same patent family

Date of the actual completion of the international search

29 November 2002

Date of mailing of the international search report

05/12/2002

Name and mailing address of the ISA

European Patent Office, P.B. 5818 Patentlaan 2
NL - 2280 HV Rijswijk
Tel. (+31-70) 340-2040, Tx. 31 651 epo nl,
Fax: (+31-70) 340-3016

Authorized officer

Chouly, J

INTERNATIONAL SEARCH REPORT

Internat Application No

PCT/US 02/29756

C.(Continuation) DOCUMENTS CONSIDERED TO BE RELEVANT

Category °	Citation of document, with indication, where appropriate, of the relevant passages	Relevant to claim No.
P,A	WO 02 058731 A (SCHERING CORP) 1 August 2002 (2002-08-01) claims -----	1-37

INTERNATIONAL SEARCH REPORT

International application No.
PCT/US 02/29756

Box I Observations where certain claims were found unsearchable (Continuation of item 1 of first sheet)

This International Search Report has not been established in respect of certain claims under Article 17(2)(a) for the following reasons:

1. ☒ Claims Nos.:
because they relate to subject matter not required to be searched by this Authority, namely:
Although claims 1-8, 10-35 are directed to a method of treatment of the human/animal body, the search has been carried out and based on the alleged effects of the compound/composition.
2. ☐ Claims Nos.:
because they relate to parts of the International Application that do not comply with the prescribed requirements to such an extent that no meaningful International Search can be carried out, specifically:
3. ☐ Claims Nos.:
because they are dependent claims and are not drafted in accordance with the second and third sentences of Rule 6.4(a).

Box II Observations where unity of invention is lacking (Continuation of item 2 of first sheet)

This International Searching Authority found multiple inventions in this international application, as follows:

1. ☐ As all required additional search fees were timely paid by the applicant, this International Search Report covers all searchable claims.
2. ☐ As all searchable claims could be searched without effort justifying an additional fee, this Authority did not invite payment of any additional fee.
3. ☐ As only some of the required additional search fees were timely paid by the applicant, this International Search Report covers only those claims for which fees were paid, specifically claims Nos.:
4. ☐ No required additional search fees were timely paid by the applicant. Consequently, this International Search Report is restricted to the invention first mentioned in the claims; it is covered by claims Nos.:

Remark on Protest

- ☐ The additional search fees were accompanied by the applicant's protest.
- ☐ No protest accompanied the payment of additional search fees.

INTERNATIONAL SEARCH REPORT

Information on patent family members

International Application No

PCT/US 02/29756

Patent document cited in search report	Publication date	Patent family member(s)	Publication date
WO 9414433	A	07-07-1994	AT 175872 T 15-02-1999
			AU 680864 B2 14-08-1997
			AU 5872094 A 19-07-1994
			CA 2152351 A1 07-07-1994
			CN 1095591 A ,B 30-11-1994
			CZ 9501643 A3 13-03-1996
			DE 69323213 D1 04-03-1999
			DE 69323213 T2 08-07-1999
			DK 675714 T3 13-09-1999
			EE 9400341 A 15-04-1996
			EP 0675714 A1 11-10-1995
			ES 2128552 T3 16-05-1999
			FI 952916 A 14-06-1995
			GR 3029405 T3 28-05-1999
			HR 931515 A1 31-12-1996
			HU 72081 A2 28-03-1996
			IL 108112 A 30-11-1999
			JP 8505141 T 04-06-1996
			LT 1514 A ,B 25-10-1994
			LV 10919 A 20-12-1995
			LV 10919 B 20-04-1996
			MX 9308053 A1 30-06-1994
			NO 952529 A 23-06-1995
			NZ 259790 A 24-02-1997
			NZ 299704 A 24-06-1997
			PL 309636 A1 30-10-1995
			SG 45147 A1 16-01-1998
			SI 9300677 A 30-09-1994
			SK 78395 A3 08-05-1996
			WO 9414433 A1 07-07-1994
			US 5661145 A 26-08-1997
			ZA 9309552 A 12-10-1994
WO 9302048	A	04-02-1993	AT 158789 T 15-10-1997
			AU 658441 B2 13-04-1995
			AU 2398092 A 23-02-1993
			BG 61118 B2 29-11-1996
			CA 2114007 A1 04-02-1993
			CN 1069024 A 17-02-1993
			CZ 9400142 A3 13-07-1994
			DE 69222532 D1 06-11-1997
			DE 69222532 T2 26-02-1998
			EE 9400342 A 15-04-1996
			EP 0524595 A1 27-01-1993
			EP 0596015 A1 11-05-1994
			ES 2107548 T3 01-12-1997
			FI 940296 A 21-01-1994
			HU 67341 A2 28-03-1995
			IE 922374 A1 27-01-1993
			JP 2525125 B2 14-08-1996
			JP 6508637 T 29-09-1994
			MX 9204327 A1 29-07-1994
			NO 940221 A 21-01-1994
			NZ 243669 A 22-12-1994
			OA 9878 A 15-09-1994
			SK 7994 A3 06-07-1994
			WO 9302048 A1 04-02-1993
			US 6093812 A 25-07-2000

INTERNATIONAL SEARCH REPORT

Information on patent family members

International Application No

PCT/US 02/29756

Patent document cited in search report		Publication date	Patent family member(s)	Publication date
WO 9302048	A		US 5561227 A	01-10-1996
			US 5688785 A	18-11-1997
			US 5688787 A	18-11-1997
			US 5306817 A	26-04-1994
			ZA 9205487 A	31-03-1993
<hr/>				
WO 02058696	A	01-08-2002	WO 02058696 A2	01-08-2002
			US 2002169134 A1	14-11-2002
<hr/>				
WO 02058685	A	01-08-2002	WO 02058731 A2	01-08-2002
			WO 02058685 A2	01-08-2002
			WO 02058734 A2	01-08-2002
			US 2002147184 A1	10-10-2002
			WO 02058733 A2	01-08-2002
<hr/>				
WO 02058731	A	01-08-2002	WO 02058731 A2	01-08-2002
			WO 02058732 A2	01-08-2002
			WO 02058734 A2	01-08-2002
			US 2002147184 A1	10-10-2002
			US 2002151536 A1	17-10-2002
			WO 02058733 A2	01-08-2002
			WO 02058685 A2	01-08-2002
<hr/>				