



US0D1007155S

(12) **United States Design Patent** (10) **Patent No.:** **US D1,007,155 S**
Connors et al. (45) **Date of Patent:** **** Dec. 12, 2023**

(54) **LINT REMOVER**

FOREIGN PATENT DOCUMENTS

(71) Applicant: **Helen of Troy Limited**, St. Michael (BB)

GB 6205102 * 4/2022
GB 6205103 * 4/2022

(Continued)

(72) Inventors: **Daniel John Connors**, Brooklyn, NY (US); **Conor Patrick McNamara**, Montclair, NJ (US); **Benjamin Beck**, Boston, MA (US); **Douglas A. Marsden**, Marblehead, MA (US); **Ryan Donovan**, Newton, MA (US); **Michael McDuffee**, Gloucester, MA (US); **Jonathan Mark Liston**, Somerville, MA (US); **Phillip Seagram**, Somerville, MA (US); **Marina Eaves**, Boston, MA (US)

OTHER PUBLICATIONS

OXO Good Grips Reusable Lint Roller, posting date unknown [online], [retrieved Mar. 27, 2023]. Retrieved from internet, <https://www.oxo.com/oxo-gg-reusable-lint-roller.html> (Year: 2023).*

(Continued)

Primary Examiner — Alison M Ofstun
Assistant Examiner — Evin F Ershock
(74) *Attorney, Agent, or Firm* — Rankin, Hill & Clark LLP

(73) Assignee: **Helen of Troy Limited**, St. Michael (BB)

(57) **CLAIM**

The ornamental design for a lint remover, as shown and described.

(**) Term: **15 Years**

DESCRIPTION

(21) Appl. No.: **29/813,737**

(22) Filed: **Nov. 1, 2021**

(51) **LOC (14) Cl.** **07-05**

(52) **U.S. Cl.**
USPC **D4/122; D32/35**

(58) **Field of Classification Search**
USPC D4/119, 120, 127, 137, 138, 199;
D7/393; D8/80, 83, 300, 303; D32/35,
D32/40

(Continued)

(56) **References Cited**

U.S. PATENT DOCUMENTS

3,747,152 A 7/1973 Tsuruzawa
D309,376 S * 7/1990 Kiesz A47L 25/005
D4/122

(Continued)

FIG. 1 is a perspective view of a lint remover showing our new design, the lint remover in a retracted position; FIG. 2 is a front elevation view of FIG. 1; FIG. 3 is a rear elevation view of FIG. 1; FIG. 4 is a left side elevation view of FIG. 1; FIG. 5 is a right side elevation view of FIG. 1; FIG. 6 is a top plan view of FIG. 1; FIG. 7 is a bottom plan view of FIG. 1; FIG. 8 is a perspective view of the lint remover in an extended position; FIG. 9 is a front elevation view of FIG. 8; FIG. 10 is a rear elevation view of FIG. 8; FIG. 11 is a left side elevation view of FIG. 8; FIG. 12 is a right side elevation view of FIG. 8; FIG. 13 is a top plan view of FIG. 8; and, FIG. 14 is a bottom plan view of FIG. 8.

The broken lines in the drawings depict portions of the lint remover that form no part of the claimed design.

1 Claim, 10 Drawing Sheets



(58) **Field of Classification Search**

CPC A46B 1/00; A46B 3/00; A46B 5/00; A46B 5/02; A46B 5/021; A46B 5/023; A46B 5/205; A46B 5/206; A46B 7/00; A46B 7/06; A46B 7/10; A46B 2200/00; A46B 2200/30; A46B 2200/302; A46B 2200/3026; A46B 2200/3033; A46B 2200/3093; A47J 45/00; A47J 45/06; A47J 45/067; B05C 17/00; B05C 17/0202; B05C 17/0205; B08B 1/00; B08B 1/04; B08B 7/00; B08B 7/0028; B25G 1/00; B25G 1/005; B25G 1/102; B25G 1/105; Y10S 16/00; Y10S 16/12; Y10S 16/19; Y10S 16/44; Y10T 16/476; Y10T 16/48; A47L 25/00; A47L 25/005; A47L 25/08

See application file for complete search history.

8,201,303	B2	6/2012	Niederman	
D681,341	S *	5/2013	Caligaris	D4/122
D765,419	S *	9/2016	Woolman	D4/122
D771,957	S *	11/2016	Schlegel	D4/121
D802,306	S *	11/2017	Woolman	D4/122
10,219,676	B2	3/2019	Woolman	
D845,003	S *	4/2019	Khubani	D4/137
D862,899	S *	10/2019	Vasilakes	D4/122
D890,531	S *	7/2020	Quan	D4/137
D946,903	S *	3/2022	Choe	D4/122
2008/0216295	A1	9/2008	Tipton	
2011/0078866	A1	4/2011	Panthofer	
2023/0029631	A1*	2/2023	Prodan	A47L 25/005

FOREIGN PATENT DOCUMENTS

JP	2010-273758	12/2010
KR	2001-0073649	8/2001
WO	2019122823	6/2019

(56)

References Cited

U.S. PATENT DOCUMENTS

D336,784	S *	6/1993	Yen	D4/122
D539,545	S *	4/2007	Crane	D4/122
D620,713	S *	8/2010	Polser	D4/130

OTHER PUBLICATIONS

Songhoe Portable Lint Removers for Clothes, posted May 7, 2021 [online], [retrieved Mar. 27, 2023]. Retrieved from internet, <https://www.amazon.com/dp/B094CL585H/?th=1> (Year: 2021).*

* cited by examiner




FIG. 1




FIG. 2




FIG. 3




FIG. 4




FIG. 5

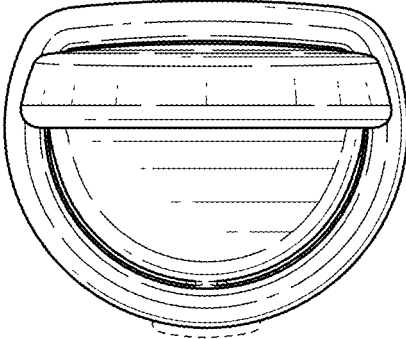


FIG. 6

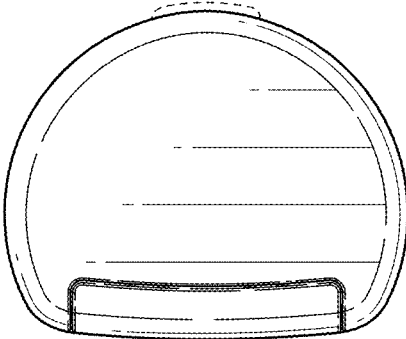


FIG. 7

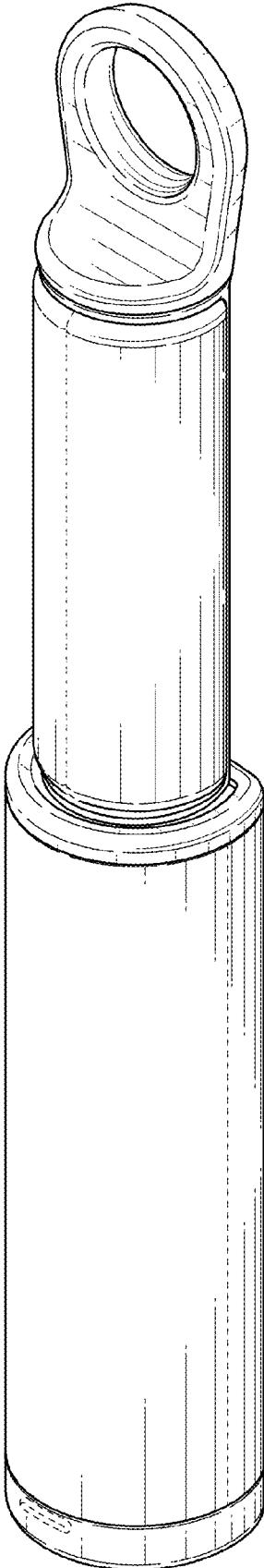


FIG. 8

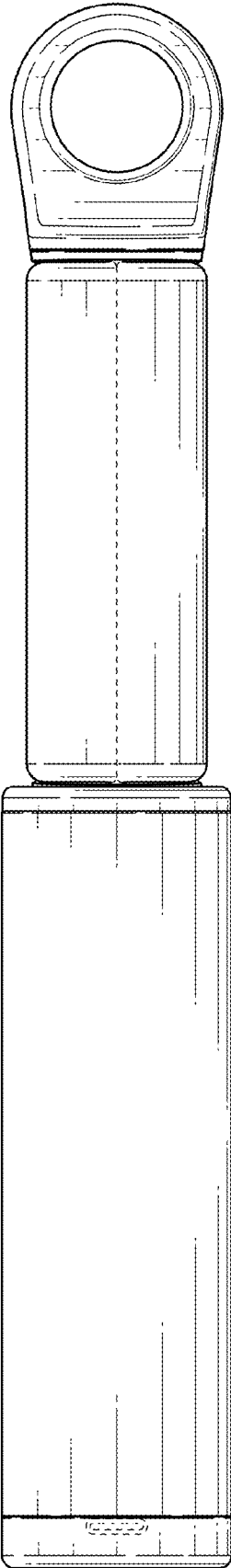


FIG. 9

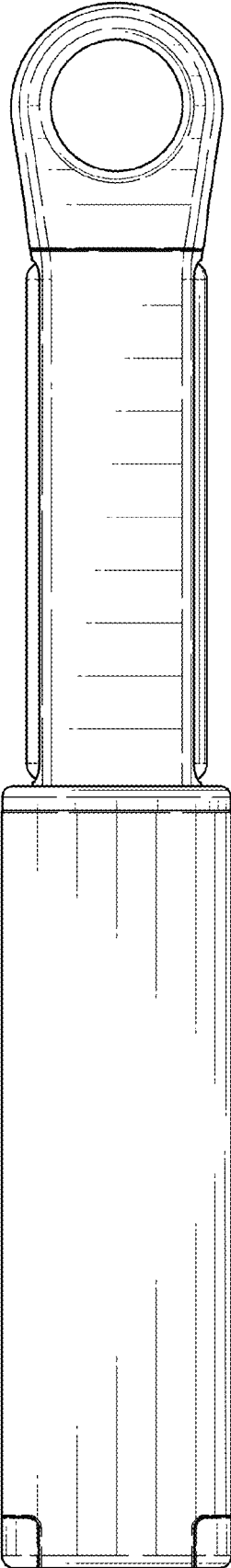


FIG. 10

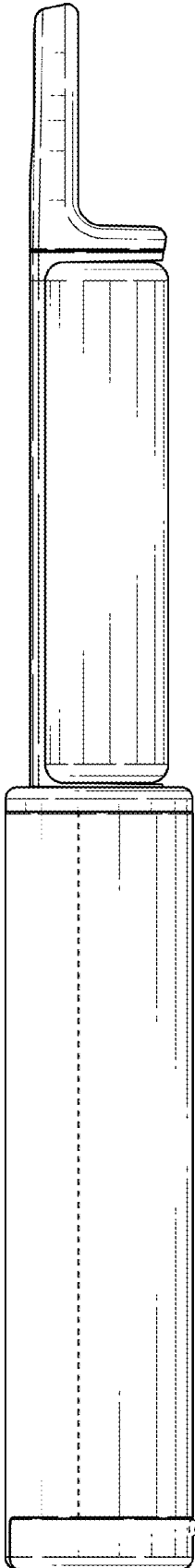


FIG. 11

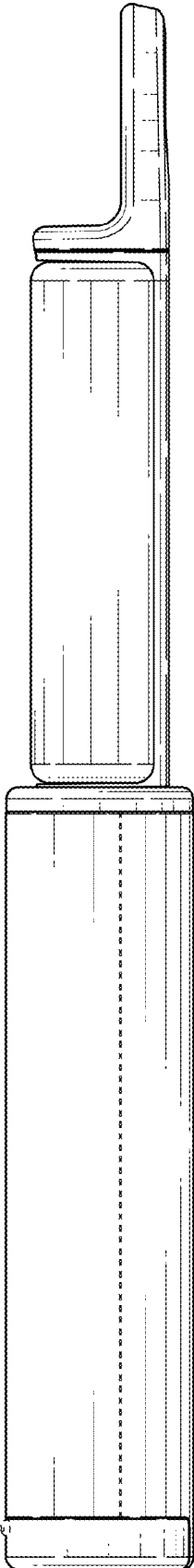


FIG. 12

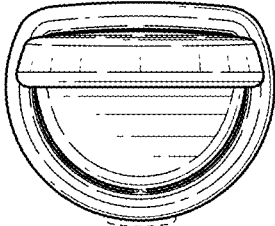


FIG. 13

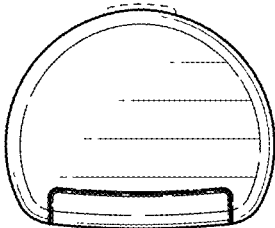


FIG. 14