



US00D570869S

(12) **United States Design Patent**
Yamada

(10) **Patent No.:** **US D570,869 S**

(45) **Date of Patent:** **** Jun. 10, 2008**

(54) **AUDIO PLAYER**

(75) Inventor: **Yoshinori Yamada**, Tokyo (JP)

(73) Assignee: **Sony Corporation**, Tokyo (JP)

(**) Term: **14 Years**

(21) Appl. No.: **29/269,457**

(22) Filed: **Dec. 1, 2006**

(30) **Foreign Application Priority Data**

Aug. 29, 2006 (JP) 2006-022789

(51) **LOC (8) Cl.** **14-03**

(52) **U.S. Cl.** **D14/496; D14/156**

(58) **Field of Classification Search** D14/496,
D14/401, 435, 474, 483, 217, 137, 138, 160,
D14/168; 345/156, 169, 173-179, 905; 715/727-729,
715/864; 455/11.1, 7, 73, 344-347, 93, 95;
370/342-344; 369/1, 2, 6, 12; 463/43-47;
273/148 B

See application file for complete search history.

(56) **References Cited**

U.S. PATENT DOCUMENTS

D379,627 S	6/1997	Takahashi	
D421,607 S	3/2000	Hakoda	
6,092,694 A *	7/2000	Sadow	222/78
6,122,526 A *	9/2000	Parulski et al.	455/556.1
D441,735 S *	5/2001	Katayama	D14/156
D446,188 S	8/2001	Gershfeld	
D491,165 S	6/2004	Hakoda	
D503,396 S	3/2005	Hisatsune	
D505,130 S *	5/2005	Yuyama	D14/168
D511,339 S	11/2005	Tsuge	
D515,545 S *	2/2006	Griffin	D14/155
D516,579 S *	3/2006	Nakamura	D14/496

D531,619 S *	11/2006	Chau	D14/217
D533,185 S *	12/2006	Ishida et al.	D14/496
D555,169 S *	11/2007	Shimizu et al.	D14/496

FOREIGN PATENT DOCUMENTS

JP 1229121 S 1/2005

OTHER PUBLICATIONS

Web page press release "XW-HT1" http://www3.pioneer.co.jp/product/product_info.php?product_no=00000162&cate_cd=106&option_no=4, 2 sheets, Pioneer Corporation (Aug. 15, 2006).
Web page press release "151SE (B/W)" http://www.bose.co.jp/home_audio/env_speakers/151.html, 1 sheet, Bose KK (Aug. 15, 2006).
"WII", Newproducts, p. 4 (Feb. 1992) JPO Design Publication Reference No. HC04004601, Cited by the JPO in Office Action mailed Mar. 27, 2007.

* cited by examiner

Primary Examiner—Prabhakar Deshmukh
(74) *Attorney, Agent, or Firm*—Rader, Fishman & Grauer, PLLC

(57) **CLAIM**

The ornamental design for an audio player, as shown.

DESCRIPTION

FIG. 1 is a perspective view of an audio player showing my new design;
FIG. 2 is a front elevational view thereof;
FIG. 3 is a rear elevational view thereof;
FIG. 4 is a left side elevational view thereof;
FIG. 5 is a right side elevational view thereof;
FIG. 6 is a top plan view thereof; and,
FIG. 7 is a bottom plan view thereof.

1 Claim, 7 Drawing Sheets

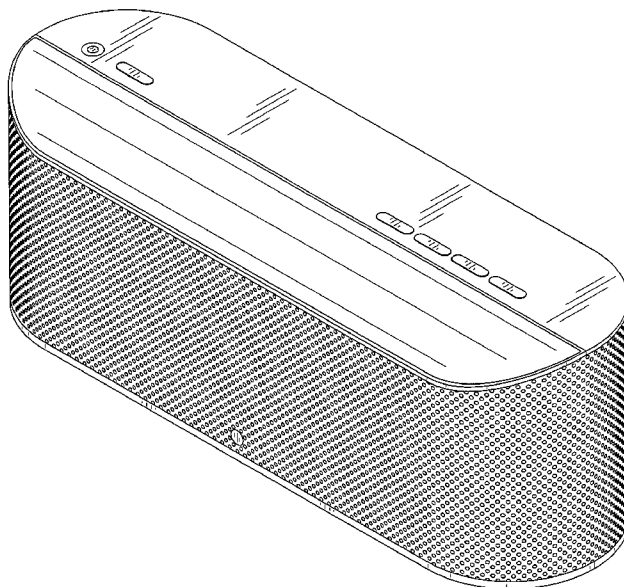


Fig.1

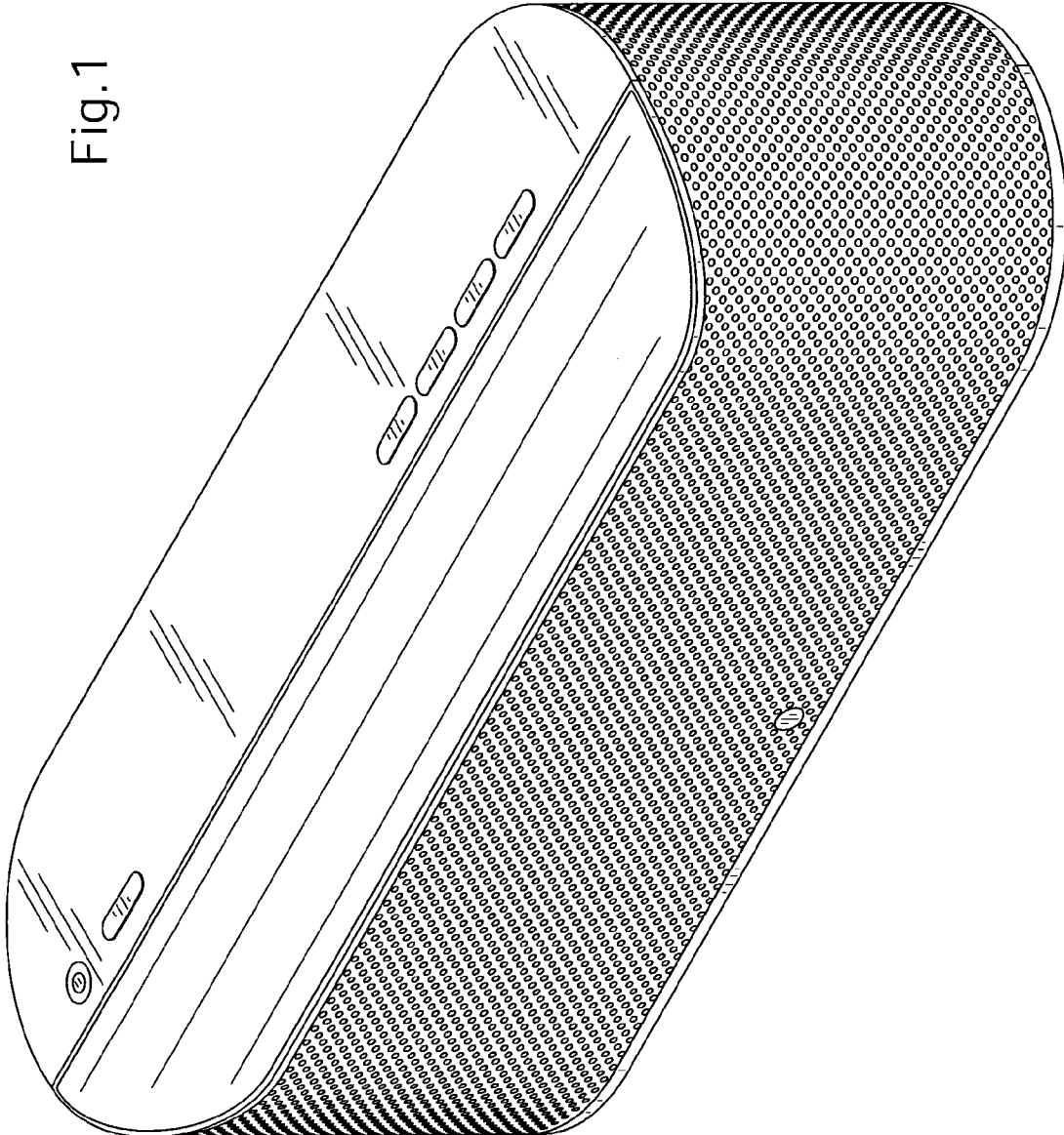


Fig.2




Fig.3

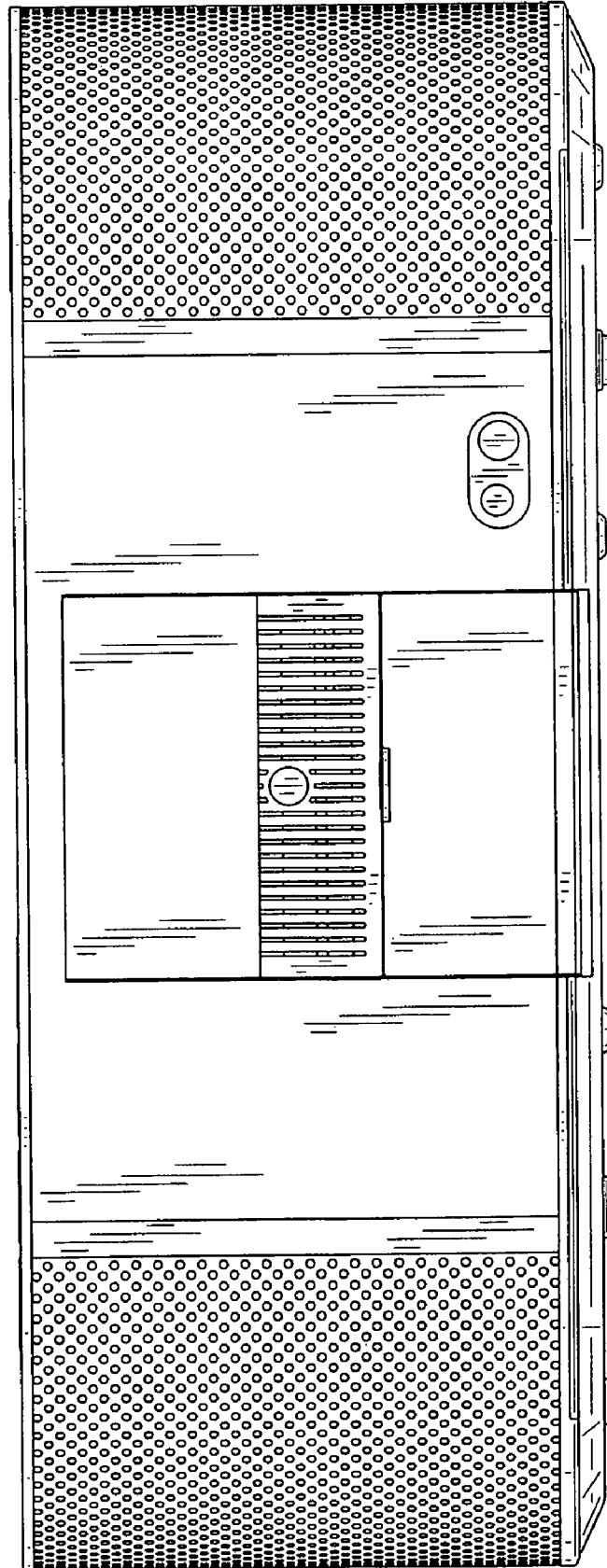


Fig.4




Fig.5




Fig.6

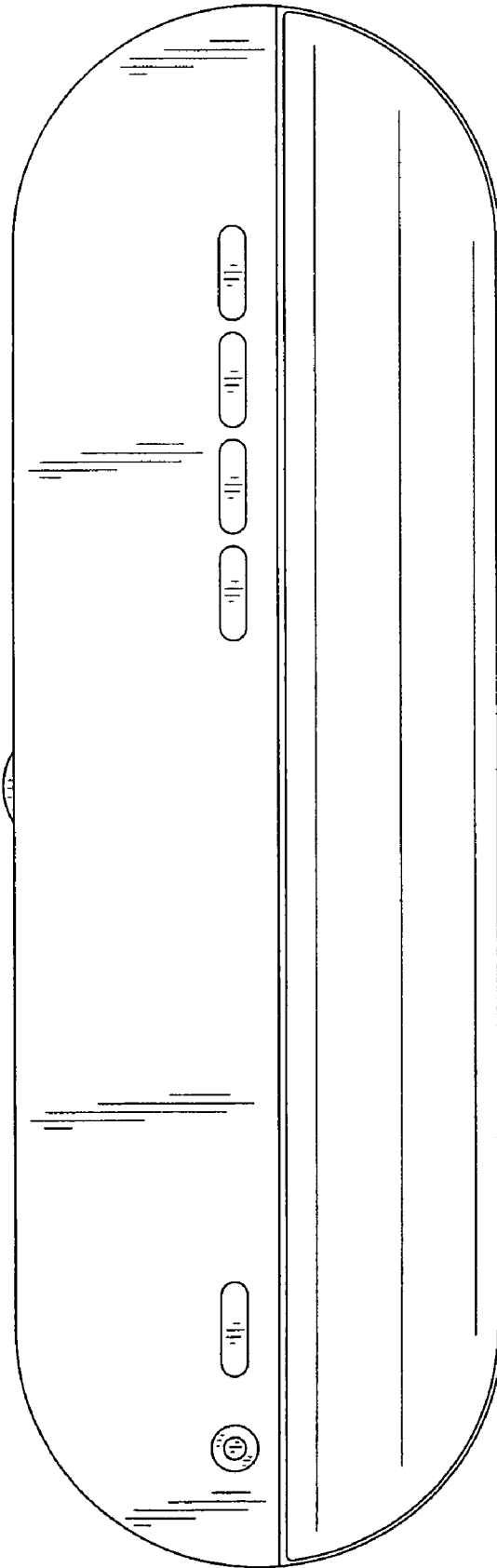


Fig.7

