



US00D503177S

(12) **United States Design Patent**  
**Underwood**

(10) **Patent No.:** **US D503,177 S**

(45) **Date of Patent:** **\*\* Mar. 22, 2005**

(54) **COMPUTER MOUSE COVER**

(76) **Inventor:** **Robert D. Underwood**, 4530 State Rd.  
252, Martinsville, IN (US) 46151

(\*\*) **Term:** **14 Years**

(21) **Appl. No.:** **29/180,145**

(22) **Filed:** **Apr. 21, 2003**

(51) **LOC (7) Cl.** ..... **14-02**

(52) **U.S. Cl.** ..... **D14/454**

(58) **Field of Search** ..... D14/432-454,  
D14/402-410; 200/5 R, 5 A, 6 R, 6 A,  
302.1, 302.3, 329-333; 273/148 B; 345/156-167

(56) **References Cited**

**U.S. PATENT DOCUMENTS**

2,603,906 A	*	7/1952	Koch et al.	.....	43/83.5
2,752,723 A	*	7/1956	Lutsky	.....	43/85
D320,833 S	*	10/1991	Lumsden	.....	D22/119
D335,325 S	*	5/1993	Morford	.....	D22/119
D405,149 S	*	2/1999	Conover	.....	D22/119
D405,862 S	*	2/1999	Shultz	.....	D22/119

D420,339 S	*	2/2000	Burke	.....	D14/454
D430,878 S	*	9/2000	Adler	.....	D14/402
D438,212 S	*	2/2001	Whitenack	.....	D14/432
D438,865 S	*	3/2001	Smith	.....	D14/432
D453,335 S	*	2/2002	Downs	.....	D14/432

\* cited by examiner

*Primary Examiner*—Catherine R. Oliver

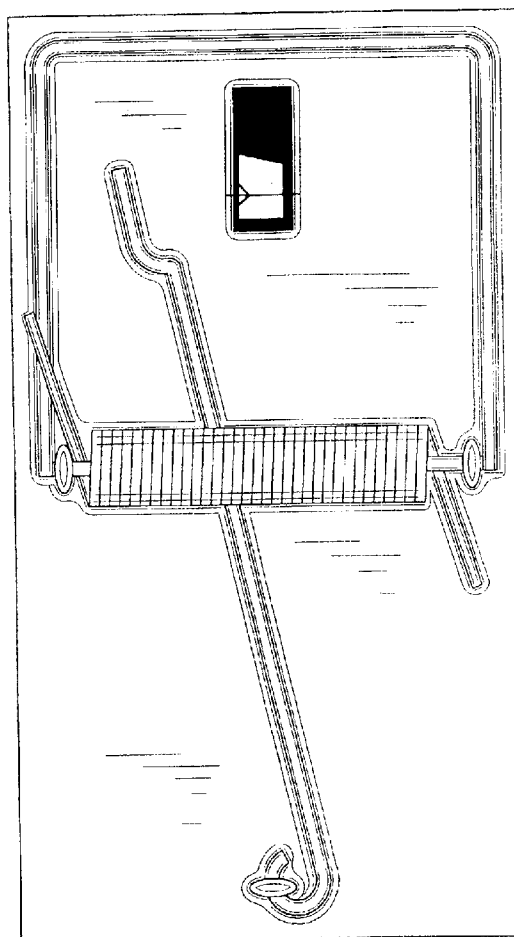
(57) **CLAIM**

The ornamental design for a computer mouse cover, as shown and described.

**DESCRIPTION**

FIG. 1 is a top plan view of a computer mouse cover showing my new design;  
 FIG. 2 is a bottom plan view of the computer mouse cover;  
 FIG. 3 is a right side elevated view of the computer mouse cover;  
 FIG. 4 is a left side elevated view of the computer mouse cover;  
 FIG. 5 is a front view of the computer mouse cover; and,  
 FIG. 6 is a rear view of the computer mouse cover.

**1 Claim, 4 Drawing Sheets**



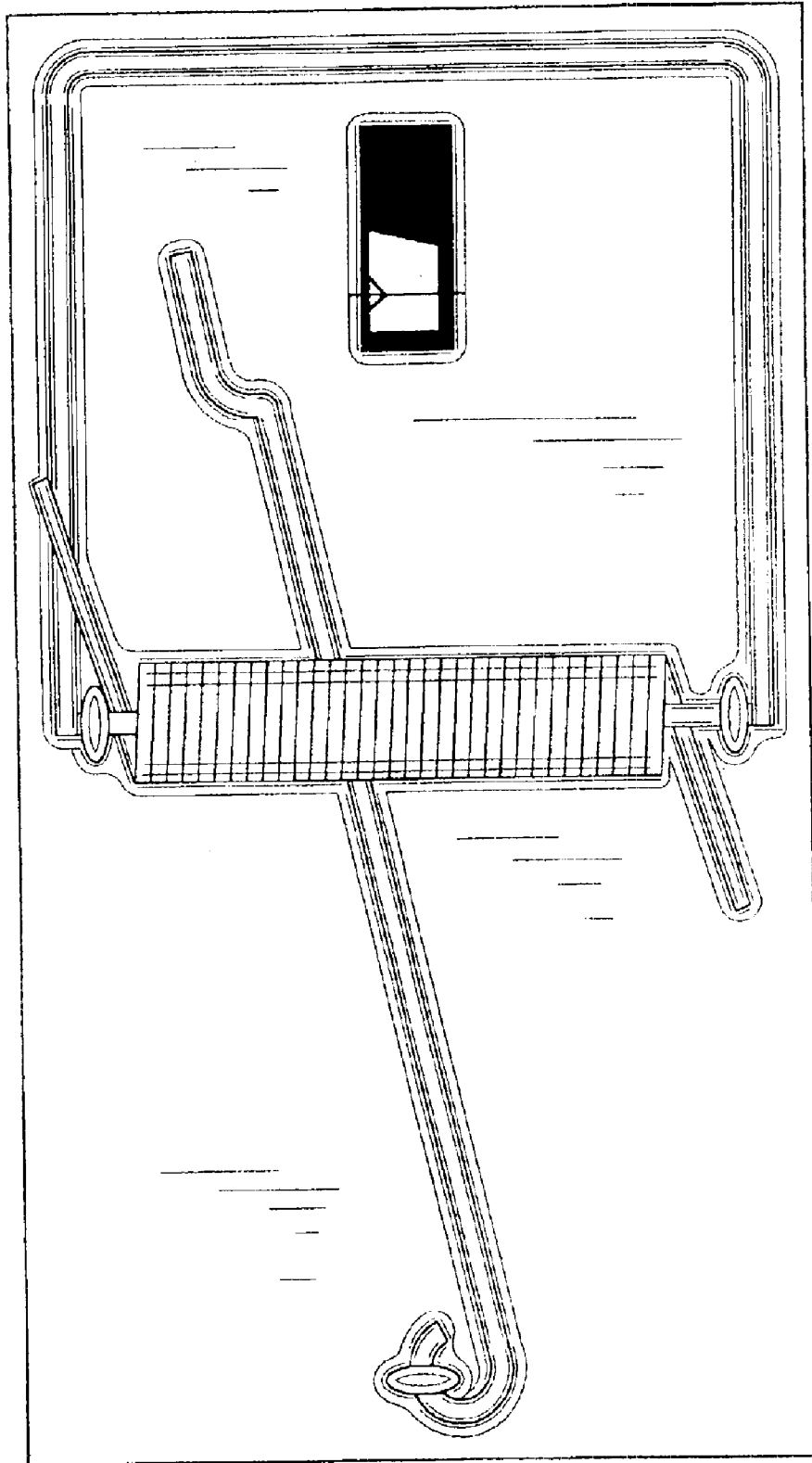


FIG. 1




FIG. 2




FIG. 3




FIG. 4




FIG. 5




FIG. 6