

(19) AUSTRALIAN PATENT OFFICE

(54) Title
Gamma secretase inhibitors

(51)⁶ International Patent Classification(s)

C07D 491/113	31/454	
(2006.01)	20060101ALI2005122	
A61K 31/445	OBMJP	A61K
(2006.01)	31/4545	
A61K 31/4535	20060101ALI2005122	
(2006.01)	OBMJP	A61K
A61K 31/454	31/4709	
(2006.01)	20060101ALI2005122	
A61K 31/4545	OBMJP	A61K
(2006.01)	31/4725	
A61K 31/4709	20060101ALI2005122	
(2006.01)	OBMJP	A61K
A61K 31/4725	31/496	
(2006.01)	20060101ALI2005122	
A61K 31/496	OBMJP	A61K
(2006.01)	31/5377	
A61K 31/5377	20060101ALI2005122	
(2006.01)	OBMJP	A61K
A61K 31/541	31/541	
(2006.01)	20060101ALI2005122	
A61K 31/55 (2006.01)	31/55	
A61K 31/551	20060101ALI2005122	
(2006.01)	OBMJP	A61K
A61P 25/18 (2006.01)	31/551	
A61P 25/28 (2006.01)	20060101ALI2005122	
A61P 43/00 (2006.01)	OBMJP	A61P
C07D 211/96	25/18	
(2006.01)	20060101ALI2006052	
C07D 401/04	1BMWO	A61P
(2006.01)	25/28	
C07D 401/12	20060101ALI2005122	
(2006.01)	OBMJP	A61P
C07D 401/14	43/00	
(2006.01)	20060101ALI2005122	
C07D 405/14	OBMJP	C07D
(2006.01)	211/96	
C07D 409/12	20060101ALI2005100	
(2006.01)	8BMEP	C07D
C07D 413/12	401/04	
(2006.01)	20060101ALI2005122	
C07D 413/14	OBMJP	C07D
(2006.01)	401/12	
C07D 417/14	20060101ALI2005100	
(2006.01)	8BMEP	C07D
C07D 471/10	401/14	
(2006.01)	20060101ALI2005100	
C07D 491/113	8BMEP	C07D
(2006.01)	405/14	
C07D 491/113	20060101ALI2005122	
(2006.01)	20060101AFI2005122	
OBMJP	A61K	OBMJP
31/445		C07D
20060101ALI2005122		409/12
OBMJP	A61K	20060101ALI2005100
31/4535		8BMEP
20060101ALI2005122		C07D
OBMJP	A61K	413/12
31/4545		20060101ALI2005122
20060101ALI2005122		OBMJP
OBMJP	A61K	C07D
31/4545		413/14

20060101ALI2005122 471/10
OBMJP C07D 20060101ALI2005100
417/14 8BMEP
20060101ALI2005122 PCT/US03/03471
OBMJP C07D

(21) Application No: 2003210865 (22) Application Date: 2003 .02 .05

(87) WIPO No: W003/066592

(30) Priority Data

(31) Number (32) Date (33) Country
60/355,618 2002 .02 .06 US

(43) Publication Date : 2003 .09 .02

(43) Publication Journal Date : 2003 .09 .25

(71) Applicant(s)

Schering Corporation, Pharmacoepia, Inc.

(72) Inventor(s)

Asberom, Theodros, Smith, Elizabeth M, pissarnitski, Dmitri A, Clader, John W, Guo,
Tao, Josien, Hubert B, Hobbs, Douglas W.

(74) Agent/Attorney

Griffith Hack, Level 29, Northpoint 100 Miller Street, North Sydney, NSW, 2060

(56) Related Art

WO 2000/058285 A1.

US 5387591 A.

US 6166037 A.

J. Org. Chem. 2001, 66, 1867-1875.

WO 2002/002554 A1

(12) INTERNATIONAL APPLICATION PUBLISHED UNDER THE PATENT COOPERATION TREATY (PCT)

(19) World Intellectual Property Organization
International Bureau



(43) International Publication Date
14 August 2003 (14.08.2003)

PCT

(10) International Publication Number
WO 03/066592 A1

(51) International Patent Classification: C07D 211/96,
401/12, A61K 31/4427, A61P 25/18

Eurasian patent (AM, AZ, BY, KG, KZ, MD, RU, TJ, TM),
European patent (AT, BE, BG, CH, CY, CZ, DE, DK, EE,
ES, FI, FR, GB, GR, HU, IL, IT, LU, MC, NL, PT, SE, SI,
SK, TR), OAPI patent (BF, BJ, CF, CG, CI, CM, GA, GN,
GQ, GW, ML, MR, NE, SN, TD, TG).

(21) International Application Number: PCT/US03/03471

(22) International Filing Date: 5 February 2003 (05.02.2003)

(25) Filing Language: English

(26) Publication Language: English

(30) Priority Data: 60/355,618 6 February 2002 (06.02.2002) US

(71) Applicants: SCHERING CORPORATION [US/US];
2000 Galloping Hill Road, Kenilworth, NJ 07033-0530
(US). PHARMACOPEDIA, INC. [US/US]; 3000 Eastpark
Boulevard, Cranbury, NJ 08512 (US).



(72) Inventors: PISSARNITSKI, Dmitri, A.; 236 Spruce Mill
Lane, Scotch Plains, NJ 07076 (US). JOSIEN, Hubert, B.;
317 Monroe Street, #3, Hoboken, NJ 07030 (US). SMITH,
Elizabeth, M.; 166 Grove Avenue, Verona, NJ 07044 (US).
CLADER, John, W.; 428 North Union Avenue, Cranford,
NJ 07016 (US). ASBEROM, Theodoros; 17 Stone Drive,
West Orange, NJ 07052 (US). GUO, Tao; 1606 Dahlia Cir-
cle, Dayton, NJ 08810 (US). HOBBS, Douglas, W.; 1330
University Drive, Yardley, PA 19067 (US).

(74) Agent: KALYANARAMAN, Palaiyur, S.; SCHERING
CORPORATION, Patent Department K-6-1 1990, 2000
Galloping Hill Road, Kenilworth, NJ 07033-0530 (US).

(81) Designated States (national): AE, AG, AT, AM, AU,
AZ, BA, BB, BG, BR, BY, BZ, CA, CH, CN, CO, CR, CZ,
DE, DK, DM, DZ, EC, EE, ES, FI, GB, GD, GH, HR, HU,
ID, IL, IN, IS, JP, KG, KR, KZ, LC, LK, LR, LT, LU, LV,
MA, MD, MG, MK, MN, MX, MZ, NO, NZ, PL, PT, PT,
RO, RU, SC, SE, SG, SK, SL, TJ, TM, TN, TR, TT, TZ,
UA, UZ, VC, VN, YU, ZA, ZM.

(84) Designated States (regional): ARIPO patent (GI, GM,
KE, LS, MW, MZ, SD, SI, SZ, TZ, UG, ZM, ZW),

Declarations under Rule 4.17:

as to applicant's entitlement to apply for and be granted
a patent (Rule 4.17(ii)) for the following designations AE,
AG, AL, AM, AT, AU, AZ, BA, BB, BG, BR, BY, BZ, CA,
CH, CN, CO, CR, CZ, DE, DK, DM, DZ, EC, EE, ES, FI,
GB, GD, GE, HR, HU, ID, IL, IN, IS, JP, KG, KR, KZ, LC,
LK, LR, LT, LU, LV, MA, MD, MG, MK, MN, MX, MZ, NO,
NZ, PH, PL, PT, RO, RU, SC, SE, SG, SK, SL, TJ, TM, TN,
TR, TT, TZ, UA, UZ, VC, VN, YU, ZA, ZM. ARIPO patent
(GH, GM, KE, LS, MW, MZ, SD, SI, SZ, TZ, UG, ZM, ZW),
Eurasian patent (AM, AZ, BY, KG, KZ, MD, RU, TJ, TM),
European patent (AT, BE, BG, CH, CY, CZ, DE, DK, EE,
ES, FI, FR, GB, GR, HU, IE, IT, LU, MC, NL, PT, SE, SI,
SK, TR), OAPI patent (BF, BJ, CF, CG, CI, CM, GA, GN,
GQ, GW, ML, MR, NE, SN, TD, TG)

as to applicant's entitlement to apply for and be granted
a patent (Rule 4.17(ii)) for the following designations AE,
AG, AL, AM, AT, AU, AZ, BA, BB, BG, BR, BY, BZ, CA,
CH, CN, CO, CR, CZ, DE, DK, DM, DZ, EC, EE, ES, FI,
GB, GD, GE, HR, HU, ID, IL, IN, IS, JP, KG, KR, KZ, LC,
LK, LR, LT, LU, LV, MA, MD, MG, MK, MN, MX, MZ, NO,
NZ, PH, PL, PT, RO, RU, SC, SE, SG, SK, SL, TJ, TM, TN,
TR, TT, TZ, UA, UZ, VC, VN, YU, ZA, ZM. ARIPO patent
(GH, GM, KE, LS, MW, MZ, SD, SI, SZ, TZ, UG, ZM, ZW),
Eurasian patent (AM, AZ, BY, KG, KZ, MD, RU, TJ, TM),
European patent (AT, BE, BG, CH, CY, CZ, DE, DK, EE,
ES, FI, FR, GB, GR, HU, IE, IT, LU, MC, NL, PT, SE, SI,
SK, TR), OAPI patent (BF, BJ, CF, CG, CI, CM, GA, GN,
GQ, GW, ML, MR, NE, SN, TD, TG)

— as to the applicant's entitlement to claim the priority of the
earlier application (Rule 4.17(iii)) for all designations

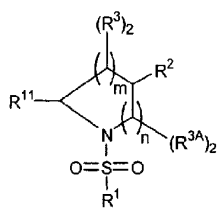
Published:

with international search report

[Continued on next page]

WO 03/066592 A1

(54) Title: GAMMA SECRETASE INHIBITORS



(57) Abstract: This invention discloses novel gamma secretase inhibitors of the formula: (Chemical formula should be inserted here as it appears on abstract in paper form) wherein: R1 is a substituted aryl or substituted heteroaryl group; R2 is an R1 group, alkyl, -X(CO)Y, or alkylene-X(CO)Y wherein X and Y are as defined herein; each R3 and each R3A are independently H, or alkyl; R11 is aryl, heteroaryl, alkyl, cycloalkyl, arylalkyl, arylcycloalkyl, heteroarylalkyl, heteroarylalkyl, arylheterocycloalkyl, or alkoxyalkyl. Also disclosed is a method of treating Alzheimer's Disease using one or more compounds of the invention.



— before the expiration of the time limit for amending the claims and to be republished in the event of receipt of amendments

For two-letter codes and other abbreviations, refer to the "Guidance Notes on Codes and Abbreviations" appearing at the beginning of each regular issue of the PCT Gazette.

CN01538K

5

GAMMA SECRETASE INHIBITORS

10 This application claims priority from provisional application Serial No. 60/355,618 filed February 6, 2002.

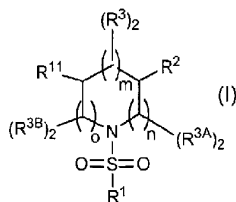
BACKGROUND

15 WO 00/50391, published August 13, 2000, discloses compounds having a sulfonamide moiety that are useful for the treatment and prevention of Alzheimer's Disease and other diseases relating to the deposition of amyloid protein.

In view of the present interest in the treatment or prevention of neurodegenerative diseases, such as Alzheimer's Disease, a welcome contribution to
 20 the art would be compounds for use in such treatment or prevention. This invention provides such a contribution.

SUMMARY OF THE INVENTION

This invention provides compounds that are inhibitors (e.g., antagonists) of
 25 Gamma Secretase and have the formula:



or a pharmaceutically acceptable salt or solvate thereof, wherein:

- 2 -

2003210865 08 Jan 2008

- (A) R^1 is selected from the group consisting of:
- (1) unsubstituted aryl;
 - (2) aryl substituted with one or more (e.g., 1-3) R^5 groups;
 - (3) unsubstituted heteroaryl; and
- 5 (4) heteroaryl substituted with one or more (e.g., 1-3) R^5 groups;
- (B) R^2 is selected from the group consisting of:
- (1) $-X(CO)Y$;
 - (2) $-(C_1-C_6)\text{alkylene}-X(CO)Y$ (e.g. $-\text{CH}(C_1-C_2\text{alkyl})-\text{XC}(O)Y$ or $-\text{C}(C_1-C_2\text{alkyl})_2-\text{XC}(O)Y$ wherein each alkyl is the same or different);
- 10 (3) $-(C_0-C_6)\text{alkylene}-(C_2-C_6)\text{cycloalkylene}-(C_0-C_6)\text{alkylene}-X(CO)Y$;
- (C) Each R^3 is independently selected from the group consisting of:
- (1) H, and
 - (2) alkyl, and
- (D) Each R^{3A} and R^{3B} are independently selected from the group consisting of:
- 15 (1) H; and
- (2) alkyl;
- (E) R^5 is independently selected from the group consisting of:
- (1) halo;
 - (2) $-\text{CF}_3$;
- 20 (3) $-\text{OH}$;
- (4) $-\text{Oalkyl}$;
 - (5) $-\text{OCF}_3$;
 - (6) $-\text{CN}$;
 - (7) $-\text{NH}_2$;
- 25 (8) $-\text{CO}_2\text{alkyl}$;
- (9) $-\text{CONR}^6\text{R}^7$;
 - (10) $-\text{alkylene}-\text{NR}^6\text{R}^7$;
 - (11) $-\text{NR}^6\text{COalkyl}$;
 - (12) $-\text{NR}^6\text{COaryl}$;
- 30 (13) $-\text{NR}^6\text{COheteroaryl}$; and

- 3 -

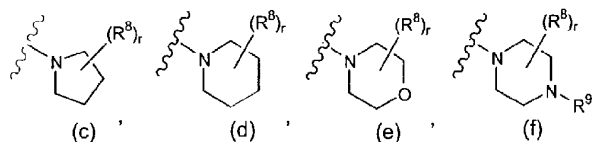
- (14) $-NR^6CONR^6R^7$;
- (F) X is selected from the group consisting of:
- (1) -O-;
- (2) -NH-;
- 5 (3) -Nalkyl; and
- (4) -Oalkylene;
- (G) Y is selected from the group consisting of:
- (1) $-NR^6R^7$;
- (2) $-N(R^3)(CH_2)_bNR^6R^7$ wherein b is 2-6;
- 10 (3) unsubstituted aryl;
- (4) unsubstituted heteroaryl;
- (5) -alkyl;
- (6) -cycloalkyl,
- (7) unsubstituted arylalkyl;
- 15 (8) unsubstituted arylcycloalkyl;
- (9) unsubstituted heteroarylalkyl;
- (10) unsubstituted heteroarylalkyl;
- (11) unsubstituted arylheterocycloalkyl;
- (12) substituted aryl;
- 20 (13) substituted heteroaryl;
- (14) substituted arylalkyl;
- (15) substituted arylcycloalkyl;
- (16) substituted heteroarylalkyl;
- (17) substituted heteroarylalkyl; and
- 25 (18) substituted arylheterocycloalkyl;

- wherein the aryl moiety in said substituted groups (12), (14), (15) and (18) of said Y group, and the heteroaryl moiety in said substituted groups (13), (16), and (17) of said Y group, are substituted with one or more (e.g., 1 to 3) substituents independently
- 30 selected from the group consisting of:
- (a) halo;
- (b) $-CF_3$;
- (c) $-OH$;
- (d) -Oalkyl;

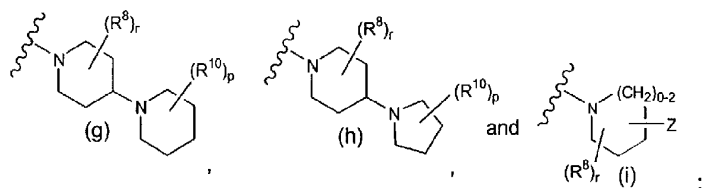
- 4 -

- (e) $-\text{OCF}_3$;
 (f) $-\text{CN}$;
 (g) $-\text{NH}_2$;
 (h) $-\text{CO}_2(\text{C}_1\text{-C}_6)\text{alkyl}$;
 5 (i) $-\text{C}(\text{O})\text{NR}^5\text{R}^7$;
 (j) $-(\text{C}_1\text{-C}_6)\text{alkylene-NR}^6\text{R}^7$;
 (k) $-\text{NR}^6\text{COalkyl}$;
 (l) $-\text{NR}^6\text{COaryl}$;
 (m) $-\text{NR}^6\text{COheteroaryl}$; and
 10 (n) $-\text{NR}^6\text{CONR}^6\text{R}^7$;

or Y is selected from the group consisting of:



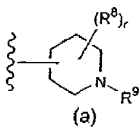
15



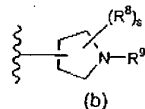
- (H) R^6 and R^7 are independently selected from the group consisting of
 (1) H;
 20 (2) alkyl;
 (3) cycloalkyl;
 (4) arylalkyl;
 (5) heteroarylalkyl;
 (6)

2003210865 15 Jan 2008

- 5 -



; and



- (7) (I) Each R^8 is independently selected from the group consisting of:
- (1) alkyl; and
 - (2) alkyl substituted with 1 to 4 hydroxy groups;
- (J) Each R^9 is independently selected from the group consisting of:
- (1) H;
 - (2) alkyl;
 - (3) alkyl substituted with 1 to 4 hydroxy groups;
 - (4) cycloalkyl;
 - (5) cycloalkyl substituted with 1 to 4 hydroxy groups;
 - (6) arylalkyl;
 - (7) heteroarylalkyl;
 - (8) -C(O)Oalkyl;
 - (9) alkylene-O-alkylene-OH (preferably, -(C₂-C₆)alkylene-O-(C₁-C₆)alkylene-OH, most preferably -(CH₂)₂-O-(CH₂)₂-OH);
 - (10) aryl substituted with one or more (e.g., 1-3) R^5 groups; and
 - (11) heteroaryl substituted with one or more (e.g., 1-3) R^5 groups;
 - (12) unsubstituted heteroaryl;
 - (13) unsubstituted aryl; and
 - (14) -alkylene-C(O)Oalkyl (e.g., -(C₁-C₆)alkylene-C(O)O(C₁-C₆)alkyl);
- (K) Each R^{10} is independently selected from the group consisting of:
- (1) alkyl;
- (L) R^{11} is selected from the group consisting of:
- (1) unsubstituted aryl;

- 6 -

- (2) substituted aryl;
- (3) unsubstituted heteroaryl,
- (4) alkyl;
- (5) cycloalkyl;
- 5 (6) unsubstituted arylalkyl;
- (7) unsubstituted arylcycloalkyl,
- (8) unsubstituted heteroarylalkyl;
- (9) unsubstituted heteroarylalkyl;
- (10) unsubstituted arylheterocycloalkyl;
- 10 (11) alkoxyalkyl;
- (12) substituted heteroaryl;
- (13) substituted arylalkyl;
- (14) substituted arylcycloalkyl;
- (15) substituted heteroarylalkyl;
- 15 (16) substituted arylheterocycloalkyl;

wherein the aryl moiety in said substituted groups (2), (13), (14) and (16) of said R¹¹ group, and the heteroaryl moiety in said substituted groups (12) and (15) of said R¹¹ group, are substituted with one or more (e.g., 1 to 3) substituents independently

20 selected from the group consisting of:

- (a) halo;
- (b) -CF₃;
- (c) -OH;
- (d) -Oalkyl;
- 25 (e) -OCF₃;
- (f) -CN;
- (g) -NH₂;
- (h) -CO₂(C₁-C₆)alkyl;
- (i) -CONR⁶R⁷;
- 30 (j) -(C₁-C₆)alkylene-NR⁶R⁷;
- (k) -NR⁶COalkyl;
- (l) -NR⁶COaryl;
- (m) -NR⁶COheteroaryl; and
- (n) -NR⁶CONR⁶R⁷;

- 7 -

2003210865 08 Jan 2008

- (M) m is 0 to 3, and n is 0 to 3, o is 0-3, such that m+n+o is 3;
- (N) p is 0 to 4;
- (O) r is 0 to 4;
- (P) s is 0 to 3; and
- 5 (Q) Z is selected from the group consisting of:
- (1) unsubstituted heterocycloalkyl;
- (2) substituted heterocycloalkyl;
- (3) -NH₂;
- (4) -NH(alkyl);
- 10 (5) -N(alkyl)₂ wherein each alkyl is the same or different;
- (6) -NH(unsubstituted cycloalkyl);
- (7) -NH(substituted cycloalkyl);
- (8) -N(alkyl)(unsubstituted cycloalkyl);
- (9) -N(alkyl)(substituted cycloalkyl);
- 15 (10) -NH(unsubstituted aralkyl);
- (11) -NH(substituted aralkyl);
- (12) -N(alkyl)(aralkyl);
- (13) -NH(unsubstituted heterocycloalkyl);
- (14) -NH(substituted heterocycloalkyl);
- 20 (15) -N(alkyl)(unsubstituted heterocycloalkyl);
- (16) -N(alkyl)(substituted heterocycloalkyl);
- (17) -NH(unsubstituted heteroaralkyl);
- (18) -NH(substituted heteroaralkyl);
- (19) -NH-alkylene-(unsubstituted cycloalkyl);
- 25 (20) -NH-alkylene-(substituted cycloalkyl);
- (21) -N(alkyl)alkylene-(unsubstituted cycloalkyl);
- (22) -N(alkyl)alkylene-(substituted cycloalkyl);
- (23) -NHalkylene-(unsubstituted heterocycloalkyl);
- (24) -NHalkylene-(substituted heterocycloalkyl);
- 30 (25) -N(alkyl)alkylene-(unsubstituted heterocycloalkyl);
- (26) -N(alkyl)alkylene-(substituted heterocycloalkyl);
- (27) unsubstituted benzofused heterocycloalkyl (e.g., structures o and ab); and
- (28) substituted benzofused heterocycloalkyl;

- 8 -

wherein said substituted heterocycloalkyl moiety of substituents (2), (14), (16), (24), (26) and (27) of group Z, and said substituted cycloalkyl moiety of substituents (7), (9), (20) and (22) of group Z, and said substituted aryl moiety of substituent (11) of group Z, and said substituted heteroaryl moiety of substituent (18) of group Z, are substituted with 1 to 3 groups independently selected from the group consisting of:

- (a) alkyl;
- (b) -OH;
- (c) -Oalkyl;
- 10 (d) -O(CO)alkyl;
- (e) -O(CO)aryl;
- (f) -NH₂;
- (g) -NH(alkyl);
- (h) -N(alkyl)₂ wherein each alkyl is the same or different;
- 15 (i) -NH(CO)alkyl;
- (j) -N(alkyl)(CO)alkyl;
- (k) -NH(CO)aryl;
- (l) -N(alkyl)(CO)aryl;
- (m) -COalkyl;
- 20 (n) -COaryl;
- (o) -CONH₂;
- (p) -CONH(alkyl);
- (q) -CON(alkyl)₂ wherein each alkyl is the same or different;
- (r) -COOalkyl;
- 25 (s) -alkylene-C(O)Oalkyl (e.g., -(C₁-C₃)alkylene-C(O)O(C₁-C₆)alkyl);
- (t) piperidinyl;
- (u) pyrrolidinyl;
- (v) 1,1-ethylenedioxy;
- (w) aryl;
- 30 (x) heteroaryl; and
- (y) -O-CH₂CH₂-O-wherein both oxygen atoms are bound to the same carbon atom, and provided that the aryl and heteroaryl moieties of said Z group are not substituted with said -O-CH₂CH₂-O- group.

- 9 -

2003210865 08 Jan 2008

This invention also provides a pharmaceutical composition comprising one or more compounds of formula I (generally one compound), or a pharmaceutically acceptable salt or solvate thereof, and at least one pharmaceutically effective carrier. Generally the pharmaceutical composition comprises an effective amount of the one or more compounds of formula I or a pharmaceutically acceptable salt or solvate thereof.

This invention also provides a method for inhibiting gamma-secretase comprising administering an effective (i.e., therapeutically effective) amount of one or more compounds (generally one compound) of formula I, or a pharmaceutically acceptable salt or solvate thereof, to a patient in need of such treatment.

This invention also provides a method of treating one or more neurodegenerative diseases comprising administering an effective (i.e., therapeutically effective) amount of one or more compounds (generally one compound) of formula I, or a pharmaceutically acceptable salt or solvate thereof, to a patient in need of treatment.

This invention also provides a method of inhibiting the deposition of beta amyloid protein in, on or around neurological tissue (e.g., the brain) comprising administering an effective (i.e., therapeutically effective) amount of one or more compounds (generally one compound) of formula I, or a pharmaceutically acceptable salt or solvate thereof, to a patient in need of treatment.

This invention also provides a method of treating Alzheimer's disease comprising administering an effective (i.e., therapeutically effective) amount of one or more compounds (generally one compound) of formula I, or a pharmaceutically acceptable salt or solvate thereof, to a patient in need of treatment.

The invention also provides the use of one or more compounds (generally one compound) of formula I, or a pharmaceutically acceptable salt or solvate thereof, for the manufacture of a medicament for inhibiting gamma-secretase in a patient in need of such treatment.

The invention also provides the use of one or more compounds (generally one compound) of formula I, or a pharmaceutically acceptable salt or solvate thereof, for the manufacture of a medicament for treating one or more neurodegenerative diseases.

The invention also provides the use of one or more compounds (generally one compound) of formula I, or a pharmaceutically acceptable salt or solvate thereof, for the manufacture of a medicament for inhibiting the

N:\Sydney\Cases\Person\551000-53969\953779_AUS\Special\953779_AU_Specialisation 2008-1-3.doc #0118

- 9a -

deposition of beta amyloid protein in a patient.

The invention also provides the use of one or more compounds (generally one compound) of formula I, or a pharmaceutically acceptable salt or solvate thereof, for the manufacture of a medicament for treating Alzheimer's disease.

DETAILED DESCRIPTION OF THE INVENTION

As used herein the following terms have the following meanings unless otherwise defined:

AcOEt represents: ethyl acetate;

AcOH represents: acetic acid;

alkoxy: represents a -Oalkyl group wherein alkyl is as defined below;

alkoxyalkyl: represents an alkoxy group as defined above bound to an alkyl group as defined below, wherein said alkoxyalkyl group is bound by the alkyl moiety to a part of a molecule (e.g., the alkyl moiety is bound to a part of a compound of this invention);

alkyl: represents straight and branched carbon chains and contains from one to twenty carbon atoms, preferably one to six carbon atoms, said alkyl group being optionally substituted with one or more (e.g., 1, 2 or 3) substituents

N:\Sydney\Cases\Delon\0490-23999\PS3779_AU\Spec\PS3779_AU_Specification 2008-1-3.doc 8/31/08

2003210865 08 Jan 2008

- 10 -

independently selected from the group consisting of: (1) halo; (2) -OH; (3) -O(alkyl), preferably -O((C₁-C₆)alkyl), and most preferably -OCH₃; (4) -NH₂; (5) -NH(alkyl), preferably -NH((C₁-C₆)alkyl), and most preferably -NHCH₃; (6) -N(alkyl)₂ wherein each alkyl group is independently selected, preferably -N((C₁-C₆)alkyl)₂ wherein each
 5 alkyl group is independently selected, and most preferably -N(CH₃)₂; and (7) -

S(alkyl), preferably -S((C₁-C₆)alkyl), and most preferably -SCH₃;

alkylene: represents a -(CH₂)_q- group wherein q is 1 to 20, generally 1 to 6 and more usually 1 to 4, optionally one or more (e.g., 1 to 3, or 1 to 2) hydrogens in
 10 -(C₁-C₆)alkyl, most preferably -(C₁ to C₃)alkyl, more preferably -(C₁-C₂)alkyl) such that the total number of carbons in the entire alkylene group is 2 to 20, also said alkylene group can be optionally substituted with one or more (e.g., 1 to 3) substituents independently selected from the group consisting of: (1) halo; (2) -OH; (3) -O(alkyl), preferably -O((C₁-C₆)alkyl), and most preferably -OCH₃; (4) -NH₂; (5) -NH(alkyl),
 15 preferably -NH((C₁-C₆)alkyl), and most preferably -NHCH₃; (6) -N(alkyl)₂ wherein each alkyl group is independently selected, preferably -N((C₁-C₆)alkyl)₂ wherein each alkyl group is independently selected, and most preferably -N(CH₃)₂; and
 (7) -S(alkyl), preferably -S((C₁-C₆)alkyl), and most preferably -SCH₃;

ar: represents aryl as defined below;

20 aralkyl (arylalkyl): represents an aryl group, as defined below, bound to an alkyl group, as defined above, wherein said aralkyl group is bound by the alkyl moiety to a part of a molecule (e.g., the alkyl moiety is bound to a part of a compound of this invention);

aryl: represents a carbocyclic group comprising from 6 to 15 carbon atoms
 25 and having at least one aromatic ring (e.g., phenyl, naphthyl, phenanthryl, tetrahydronaphthyl or indanyl, and preferably phenyl, naphthyl, tetrahydronaphthyl and indanyl), with all available substitutable carbon atoms of the carbocyclic group being intended as possible points of attachment of the aryl group; said carbocyclic group being optionally substituted with one or more (e.g., 1 to 3) substituents
 30 independently selected from the group consisting of: (1) halo; (2) alkyl (preferably -(C₁ to C₆)alkyl); (3) -OCF₃; (4) hydroxy; (5) alkoxy (preferably -(C₁ to C₆)alkoxy); (6) -CN; (7) -CF₃; (8) amino (-NH₂); (9) alkylamino; (10) dialkylamino (wherein each alkyl group is independently selected), (11) aryl (preferably phenyl) (provided that if this aryl group is optionally substituted with one or more aryl groups these latter aryl

- 11 -

- groups are not further substituted with aryl groups); (12) aralkoxy (provided that if the aryl moiety of said aralkoxy (i.e., arylalkoxy) group is optionally substituted with one or more aryl groups these latter aryl groups are not further substituted with aryl groups); (13) aryloxy (preferably phenoxy) (provided that if the aryl moiety of said aryloxy group is optionally substituted with one or more aryl groups these latter aryl groups are not further substituted with aryl groups); (14) -S(O)_a-aryl, wherein a is 0-2, (provided that if the aryl moiety of said -S(O)_a-aryl group is optionally substituted with one or more aryl groups these latter aryl groups are not further substituted with aryl groups); (15) -COOR¹⁵, wherein said R¹⁵ represents H, alkyl, aryl (provided that if said aryl moiety is optionally substituted with one or more aryl containing groups these latter aryl containing groups are not further substituted with aryl containing groups), or aralkyl (e.g., benzyl) (provided that if said aryl moiety of said aralkyl group is optionally substituted with one or more aryl containing groups these latter aryl containing groups are not further substituted with aryl containing groups); and (16) -NO₂; preferably, said optional substituents are independently selected from the group consisting of: (1) halo; (2) -CF₃; (3) alkyl, preferably -(C₁ to C₆)alkyl; (4) alkoxy, preferably -(C₁ to C₆)alkoxy (5) -OCF₃, (6) -NH₂, and (7) -CN;

(CO) or C(O): represents the group



- 20 cycloalkyl: represents a cyclic alkyl group of 3 to 10 carbon atoms, and preferably 3 to 8 carbon atoms, said cycloalkyl group being optionally substituted with one or more (e.g., 1, 2 or 3) substituents independently selected from the group consisting of: (1) halo; (2) -OH; (3) -O(alkyl), preferably -O((C₁-C₆)alkyl), and most preferably -OCH₃; (4) -NH₂; (5) -NH(alkyl), preferably -NH((C₁-C₆)alkyl), and most preferably -NHCH₃; (6) -N(alkyl)₂ wherein each alkyl group is independently selected, preferably -N((C₁-C₆)alkyl)₂ wherein each alkyl group is independently selected, and most preferably -N(CH₃)₂; and (7) -S(alkyl), preferably -S((C₁-C₆)alkyl), and most preferably -SCH₃;

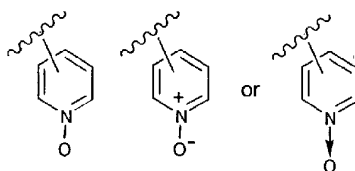
- 30 DCM represents: dichloromethane;
DEAD represents: diethylazodicarboxylate;
DMF: represents dimethylformamide;
EDCI represents: 1-(3-dimethylaminopropyl)-3-ethylcarbodiimide;
Et₂O represents: diethyl ether;

- 12 -

EtOAc represents: ethyl acetate;

halo represents: fluoro, chloro, bromo and iodo;

- heteroaryl: represents a monocyclic, bicyclic or tricyclic group comprising at least one heteroatom (e.g., 1, 2 or 3) independently selected from O, S or N, said heteroatom interrupting a carbocyclic ring structure and having a sufficient number of delocalized pi electrons to provide aromatic character, with the aromatic heterocyclic groups preferably containing from 2 to 14 carbon atoms, e.g., triazolyl, imidazolyl, thienyl, furanyl, quinolyl, isoquinolyl, benzofuranyl, benzimidazolyl, benzopyranyl, benzothienyl, thiazolyl, indolyl, naphthyridinyl, pyridyl (e.g., 2-, 3- or 4-pyridyl) or pyridyl N-oxide (e.g., 2-, 3- or 4-pyridyl N-oxide), wherein pyridyl N-oxide can be represented as:



- and with all available substitutable carbon and heteroatoms of the cyclic group being intended as possible points of attachment of the heteroaryl group, said cyclic group being optionally substituted with one or more (e.g., 1, 2 or 3) groups independently selected from the group consisting of: (1) halo; (2) alkyl (preferably $-(C_1 \text{ to } C_6)\text{alkyl}$); (3) aryl; (4) aralkyl; (5) hydroxy (6) alkoxy (preferably $-(C_1 \text{ to } C_6)\text{alkoxy}$); (7) phenoxy, (8) $-\text{NO}_2$; (9) $-\text{CF}_3$; (10) $-\text{OCF}_3$; (11) $-\text{CN}$; (12) amino ($-\text{NH}_2$); (13) alkylamino, (14) dialkylamino wherein each alkyl group is independently selected; (15) $-\text{COOR}^{15}$ (wherein R^{15} is as defined above); and heteroaryl (provided that if this heteroaryl group, as defined above, is optionally substituted with one or more heteroaryl groups these latter heteroaryl groups are not further substituted with heteroaryl groups); preferably said optional substituents are selected from the group consisting of: (1) halo; (2) $-\text{CF}_3$; (3) alkyl, most preferably $-(C_1 \text{ to } C_6)\text{alkyl}$; (4) alkoxy, most preferably $-(C_1 \text{ to } C_6)\text{alkoxy}$; (5) $-\text{OCF}_3$; (6) $-\text{NH}_2$; and (7) $-\text{CN}$;

heteroaralkyl (heteroarylalkyl): represents a heteroaryl group, as defined above, bound to an alkyl group, as defined above, wherein said heteroaralkyl group is bound by the alkyl moiety to a part of a molecule (e.g., the alkyl moiety is bound to a part of a compound of this invention);

- 13 -

heterocycloalkyl: represents a cycloalkyl ring as defined above, having one or more (e.g., 1, 2 or 3) heteroatoms independently selected from: O, S, or -NR¹⁶- wherein R¹⁶ is selected from: H, alkyl, aryl, heteroaryl, aralkyl (e.g., ar(C₁ to C₆)alkyl), or heteroaralkyl (e.g., heteroar(C₁ to C₆)alkyl), preferred heterocycloalkyl rings are

5 piperidinyl, piperazinyl, morpholinyl, and pyrrolidinyl;
MeOH represents: methanol;
OTBDMS represents: t-butyldimethylsilyloxy (or t-butyldimethylsilyl ether);
OTBDPS represents: t-butyldiphenylsilyloxy (or t-butyldiphenylsilyl ether);
Ph represents: phenyl;

10 HOBT represents: 1-hydroxybenzotriazole;
TBAF represents: tetrabutylammonium fluoride;
TBDMSCl represents: t-butyldimethylsilyl chloride
TBDPSCI: represents t-butyldiphenylsilylchloride;
TFA: represents trifluoroacetic acid;

15 THF: represents tetrahydrofuran; and
TMS represents: trimethylsilane.

With reference to the number of moieties (e.g., substituents, groups or rings) in a compound, unless otherwise defined, the phrases "one or more" and "at least one" mean that there can be as many moieties as chemically permitted, and the

20 determination of the maximum number of such moieties is well within the knowledge of those skilled in the art. For example, "one or more" or "at least one" can mean 1 to 6 moieties, and generally 1 to 4 moieties, and usually 1 to 3 moieties.

The term "effective amount" or "therapeutically effective amount" as used in the methods, pharmaceutical compositions, claims and elsewhere of this invention

25 means a therapeutically effective amount to achieve the desired therapeutic effect in a suitable patient.

Those skilled in the art will appreciate that the term "neurodegenerative disease" has its commonly accepted medical meaning and describes diseases and conditions resulting from abnormal function of neurons, including neuronal death and

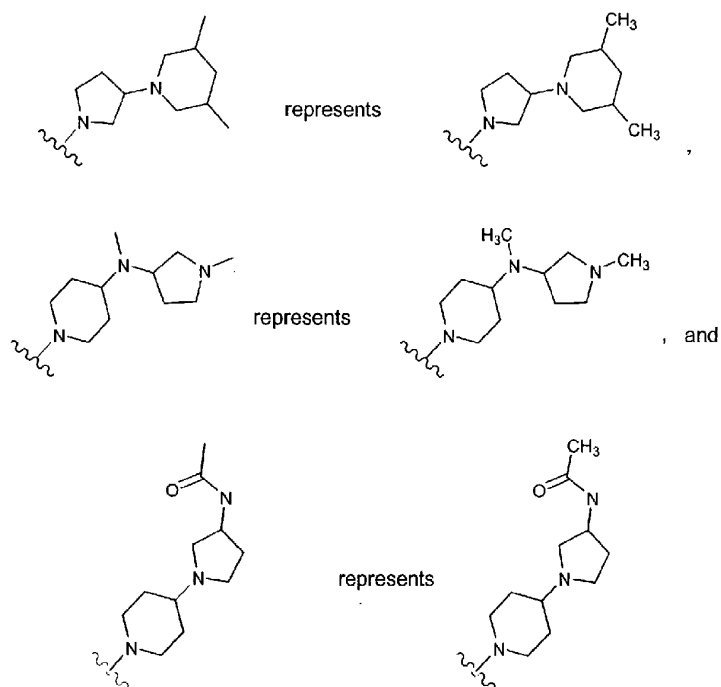
30 abnormal release of neurotransmitters or neurotoxic substances. In this instance it also includes all diseases resulting from abnormal levels of beta amyloid protein. Examples of such diseases include, but are not limited to, Alzheimer's disease, age-related dementia, cerebral or systemic amyloidosis, hereditary cerebral hemorrhage with amyloidosis, and Down's syndrome.

- 14 -

Lines drawn into the ring systems indicate that the indicated bond may be attached to any of the substitutable ring carbon atoms.

As well known in the art, a bond drawn from a particular atom wherein no moiety is depicted at the terminal end of the bond indicates a methyl group bound through that bond to the atom. For example:

5



10

Certain compounds of the invention may exist in different isomeric (e.g., enantiomers and diastereoisomers) forms. The invention contemplates all such isomers both in pure form and in admixture, including racemic mixtures. Enol forms are also included.

15

The compounds of the invention can be administered as racemic mixtures or enantiomerically pure compounds.

Certain compounds will be acidic in nature, e.g. those compounds which possess a carboxyl or phenolic hydroxyl group. These compounds may form

- 15 -

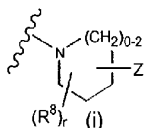
pharmaceutically acceptable salts. Examples of such salts may include sodium, potassium, calcium, aluminum, gold and silver salts. Also contemplated are salts formed with pharmaceutically acceptable amines such as ammonia, alkyl amines, hydroxyalkylamines, N-methylglucamine and the like.

- 5 Certain basic compounds also form pharmaceutically acceptable salts, e.g., acid addition salts. For example, the pyrido-nitrogen atoms may form salts with strong acid, while compounds having basic substituents such as amino groups also form salts with weaker acids. Examples of suitable acids for salt formation are hydrochloric, sulfuric, phosphoric, acetic, citric, oxalic, malonic, salicylic, malic, fumaric, succinic, ascorbic, maleic, methanesulfonic and other mineral and carboxylic acids well known to those in the art. The salts are prepared by contacting the free base form with a sufficient amount of the desired acid to produce a salt in the conventional manner. The free base forms may be regenerated by treating the salt with a suitable dilute aqueous base solution such as dilute aqueous NaOH, potassium carbonate, ammonia and sodium bicarbonate. The free base forms differ from their respective salt forms somewhat in certain physical properties, such as solubility in polar solvents, but the acid and base salts are otherwise equivalent to their respective free base forms for purposes of the invention.

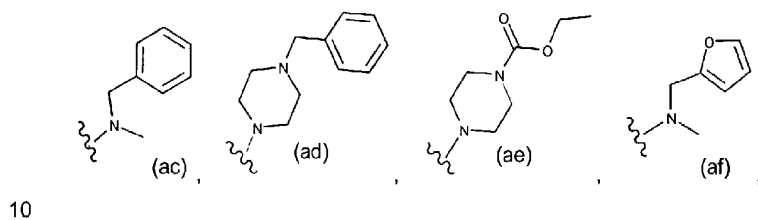
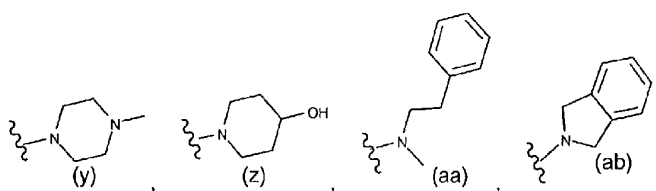
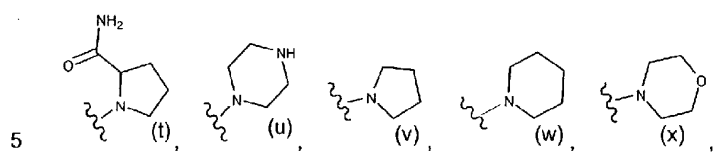
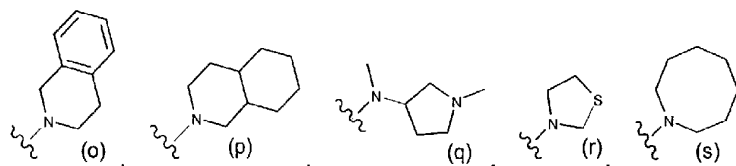
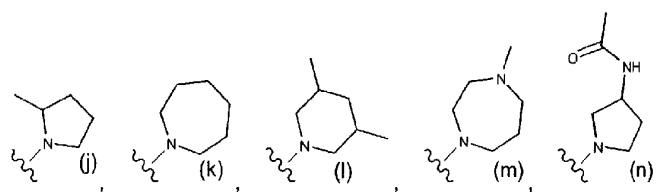
- 15 All such acid and base salts are intended to be pharmaceutically acceptable salts within the scope of the invention and all acid and base salts are considered equivalent to the free forms of the corresponding compounds for purposes of the invention.

Referring to formula I, examples of Z in the moiety

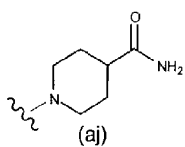
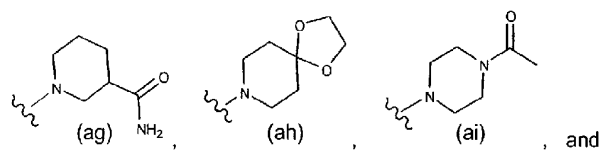
25



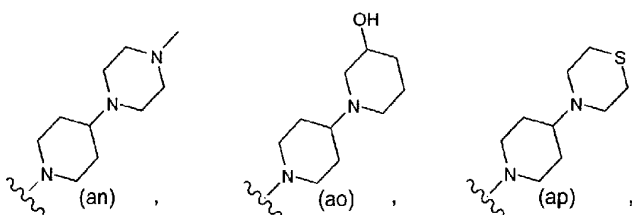
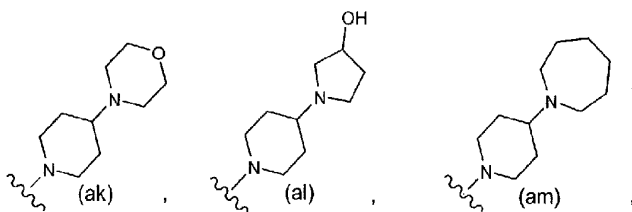
include, but are not limited to:



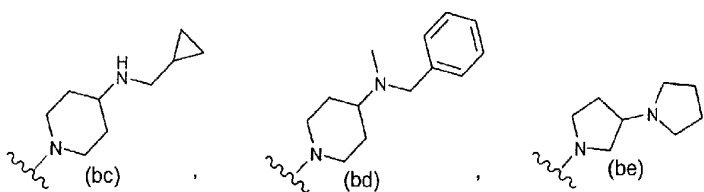
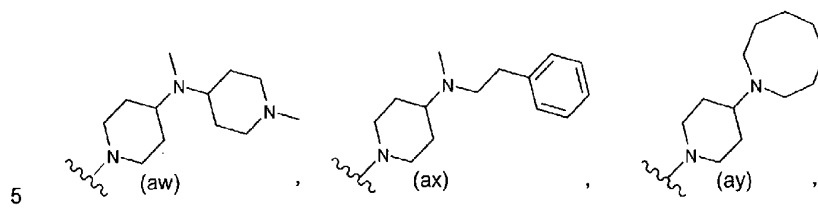
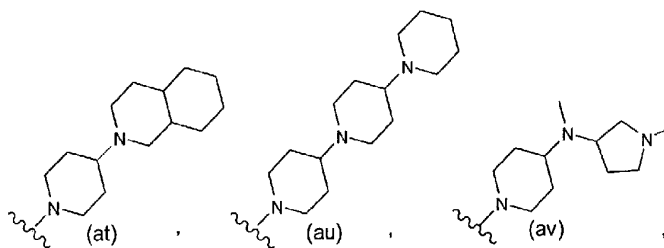
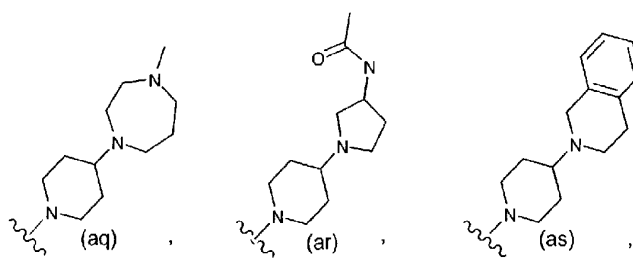
- 17 -

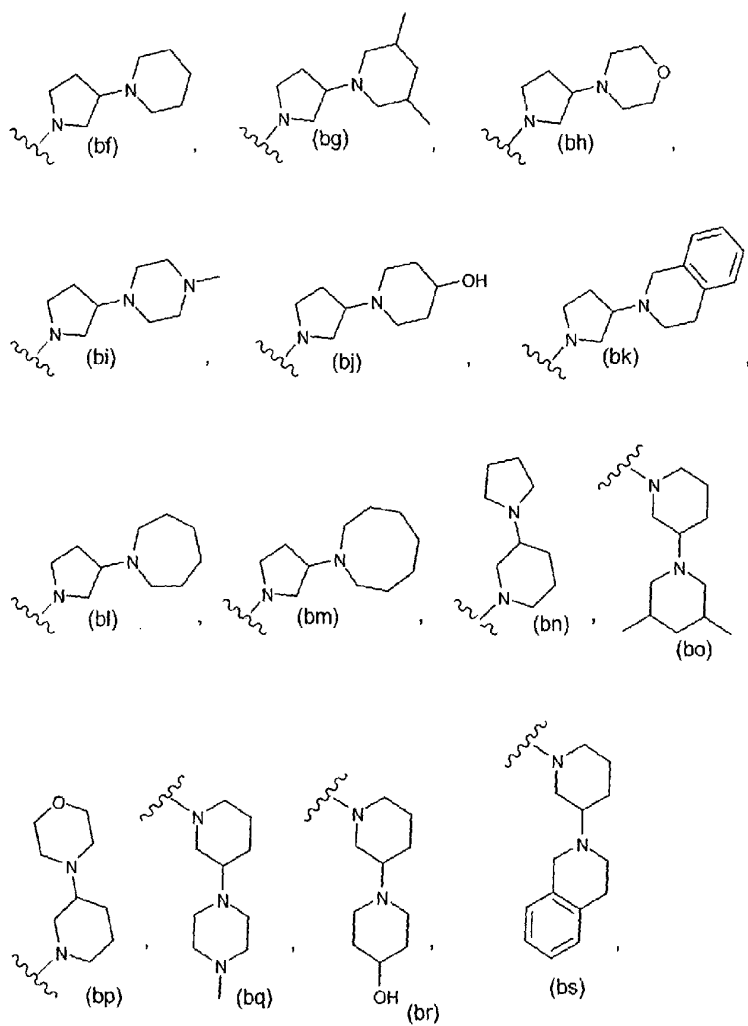


- 5 Referring to formula I, examples of the Y group in -X-C(O)-Y- or -X-CO-Y- include, but are not limited to:

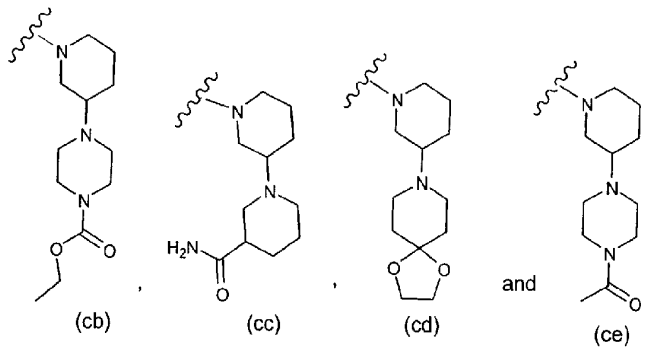
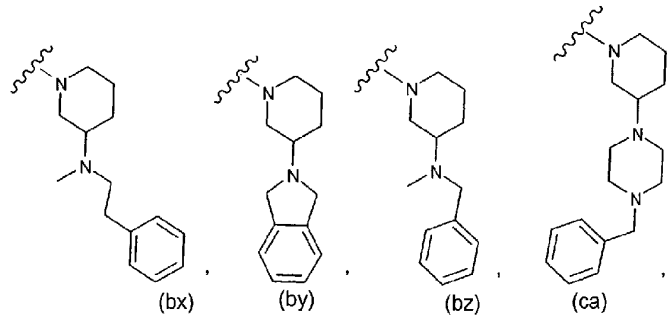
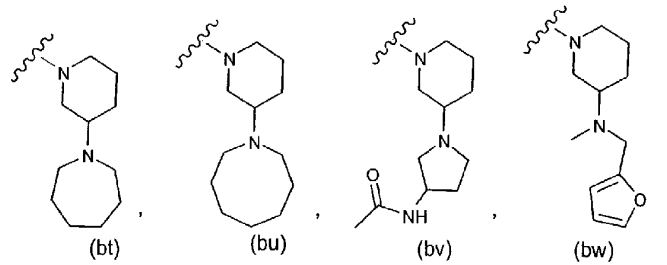


10





5



5

Preferably R^1 is aryl substituted with one or more (e.g., 1-3) R^5 groups, most preferably phenyl substituted with one or more (e.g., 1-3) R^5 groups, and more preferably phenyl substituted with one or more (e.g., 1-3) halo atoms, and still more preferably phenyl substituted with one halo atom, and even still more preferably phenyl substituted with chloro (e.g., p-chlorophenyl).

10

2003210865 15 Jan 2008

- 21 -

Preferably n is 0 or 1, o is 0 or 1, and m is 1, 2 or 3, such that $m+n+o$ is

3. In some embodiments, n is 0 or 1, o is 0 and m is 2 or 3, such that $m+n+o$ is
3. Most preferably n and o are independently 0 and m is 3.


Preferably, p is 0 or 1, and most preferably 0.


Preferably, r is 0 or 1, and most preferably 1.


Preferably, s is 0.

Preferably, R^2 is $-XC(O)Y$, $-(C_1-C_6)$ alkylene- $X(O)Y$, $-CH(C_1-C_2$ alkyl)- $X-C(O)-Y$ (e.g., $-CH(CH_3)-X-C(O)-Y$), or $-C(C_1-C_2$ alkyl) $_2-X-C(O)-Y$ wherein each alkyl is the same or different, $-(C_2-C_6)$ cycloalkylene- $X(O)Y$, most preferably $-(C_1-C_6)$ alkylene- $X(O)Y$ or $-(C_2-C_6)$ cycloalkylene- $X(O)Y$, more preferably

$-(C_1-C_6)$ alkylene- $X(O)Y$ or $-(C_2-C_6)$ cycloalkylene- $X(O)Y$ wherein X is $-O-$ or $-NH-$, still more preferably

$-(C_1-C_6)$ alkylene- $X(O)Y$ or $-(C_2-C_6)$ cycloalkylene- $X(O)Y$ wherein X is $-O-$, yet more preferably $-CH_2-X-C(O)-Y$ or , still yet more preferably $-CH_2-X-C(O)-Y$ or

 wherein X is $-O-$ or $-NH-$, and even still more preferably $-CH_2-X-C(O)-Y$

or  wherein X is $-O-$.

Preferably, R^3 is H.

Preferably, R^8 is $-(C_1-C_6)$ alkyl, and most preferably methyl

Preferably, R^9 is H, $-(C_1-C_6)$ alkyl (e.g., methyl), $-(C_1-C_6)$ alkyl substituted with 1 to 4 $-OH$ groups (e.g., $-(CH_2)_2OH$), $-(C_1-C_6)$ alkyl- $O-(C_1-C_6)$ alkyl- OH (e.g., 2-(2-hydroxyethoxy)ethyl), (C_3-C_6) cycloalkyl, or heteroaryl, and most preferably H, methyl, cyclohexyl, 2-pyridyl, 2-hydroxyethyl or 2-(2-hydroxyethoxy)ethyl;

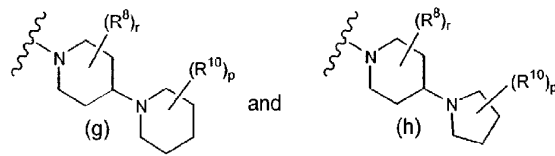
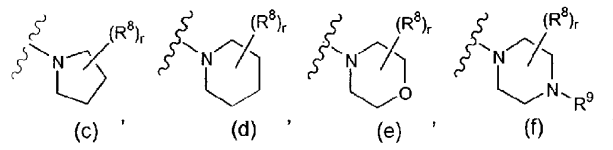
Preferably, R^{10} is $-(C_1-C_6)$ alkyl, most preferably methyl.

Preferably, R^{11} is selected from the group consisting of: $-(C_1-C_6)$ alkyl (most preferably methyl or ethyl), (C_3-C_6) -cycloalkyl (most preferably cyclopropyl), aryl (most preferably phenyl), aryl(C_1-C_6)alkyl (most preferably benzyl or $-(CH_2)_2$ phenyl) and $-(C_1-C_6)$ alkoxyalkyl (most preferably $-CH_2OCH_3$).

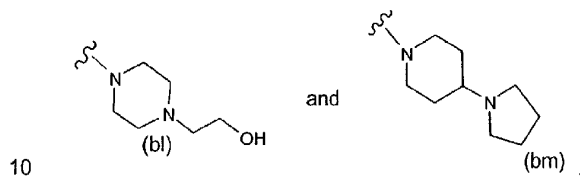
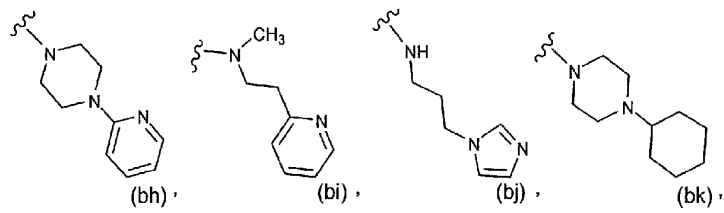
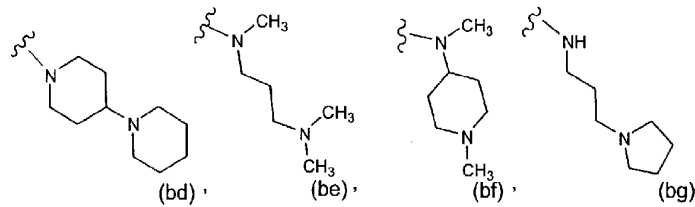
Preferably, X is $-NH-$ or $-O-$, and most preferably $-O-$.

Preferably Y is $-NR^6R^7$, or Y is selected from the group consisting of:

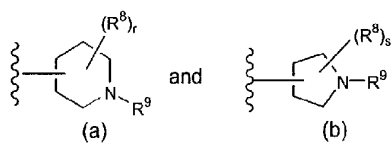
N:\Sydney\Caspat\Patent\2000_5599\051170_AU\Specia\052779_AU_Specification_2008-1-3.doc 5/01/08



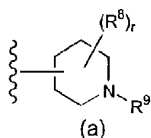
5 Most preferably, Y is selected from the group consisting of:



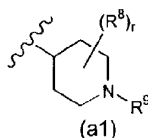
10 Preferably, R^6 and R^7 are independently selected from the group consisting of: H, methyl, ethyl, $-(C_3-C_6)$ cycloalkyl, $-aryl(C_1-C_6)$ alkyl, 4-pyridylmethyl,



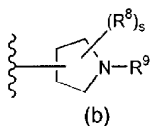
Preferably



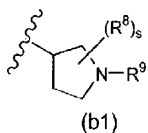
5 is a group of the formula:



Preferably



is a group of the formula:



10

Thus, in one embodiment of the invention:

15 R^1 is aryl substituted with one or more R^5 groups, preferably phenyl substituted with one or more R^5 groups, and most preferably phenyl substituted with one or more halo atoms, and more preferably phenyl substituted with one halo atom, and still more preferably phenyl substituted with chloro (e.g., p-chlorophenyl);

n and o are 0 or 1, and m is 1, 2 or 3, such that $m+n+o$ is 3, and preferably n and o are 0 and m is 3;

2003210865 15 Jan 2008

- 24 -


p is 0 or 1, and preferably 0;


r is 0 or 1, and preferably 1;


s is 0;

R² is -XC(O)Y, -(C₁-C₆)alkylene-XC(O)Y, -(C₂-C₆)cycloalkylene-XC(O)Y

5 -CH(C₁-C₂alkyl)-X-C(O)-Y (e.g., -CH(CH₃)-X-C(O)-Y), or -C(C₁-C₂alkyl)₂-X-C(O)-Y
 wherein each alkyl is the same or different, preferably -(C₁-C₆)alkylene-X(CO)Y, or -(C₂-C₆)cycloalkylene-X(CO), most preferably -(C₁-C₆)alkylene-X(CO)Y or -(C₁-C₆)cycloalkylene-X(CO)Y, wherein X is -O- or -NH-, more preferably -(C₁-C₆)alkylene-X(CO)Y or -(C₁-C₆)cycloalkylene-X(CO)Y, wherein X is -O-, still more

10 preferably -CH₂-X-C(O)-Y or , yet still more preferably CH₂-X-C(O)-Y or

, wherein X is -O- or -NH-, and even still more preferably -CH₂-X-C(O)-

Y or , wherein X is -O-;

R³ is H;

R⁸ is -(C₁-C₆)alkyl, and preferably methyl;

15 R⁹ is H, -(C₁-C₆)alkyl (e.g., methyl), -(C₁-C₆)alkyl substituted with 1 to 4
 -OH groups (e.g., -(CH₂)₂OH), -(C₁-C₆)alkyl-O-(C₁-C₆)alkyl-OH (e.g., 2-(2-hydroxyethoxy)ethyl), (C₃-C₆)cycloalkyl, or heteroaryl, and preferably H, methyl, cyclohexyl, 2-pyridyl, 2-hydroxyethyl or 2-(2-hydroxyethoxy)ethyl;

R¹⁰ is -(C₁-C₆)alkyl, preferably methyl; and

20 R¹¹ is selected from the group consisting of: -(C₁-C₆)alkyl (most preferably methyl or ethyl), (C₃-C₆)cycloalkyl (most preferably cyclopropyl), aryl (most preferably phenyl), aryl(C₁-C₆)alkyl (most preferably benzyl or -(CH₂)₂phenyl) and -(C₁-C₆)alkoxyalkyl (most preferably -CH₂OCH₃); and

25 the remaining substituents are as defined for formula I.

In another embodiment of the invention:

30 R¹ is aryl substituted with one or more R⁵ groups, preferably phenyl substituted with one or more R⁵ groups, and most preferably phenyl substituted with one or more halo atoms, and more preferably phenyl substituted with one halo atom, and still more preferably phenyl substituted with chloro (e.g., p-chlorophenyl);

2003210865 15 Jan 2008

- 25 -


n and o are 0 or 1, and m is 1, 2 or 3, such that m+n+o are 3, and preferably n and o are 0 and m is 3;

p is 0 or 1, and preferably 0;

r is 0 or 1, and preferably 1;

s is 0;

R² is -XC(O)Y, -(C₁-C₆)alkylene-XC(O)Y, -(C₁-C₆)cycloalkylene-X(CO)Y, -CH(C₁-C₂alkyl)-X-C(O)-Y (e.g., -CH(CH₃)-X-C(O)-Y), or -(C₁-C₂alkyl)₂-X-C(O)-Y wherein each alkyl is the same or different, preferably -(C₁-C₆)alkylene-X(CO)Y or -

(C₂-C₆)cycloalkylene-X(CO), and most preferably -CH₂-X-C(O)-Y or  ;

R³ is H;

R⁸ is -(C₁-C₆)alkyl, and preferably methyl;

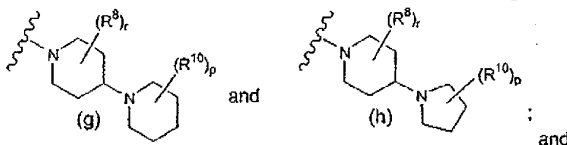
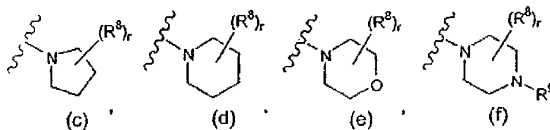
R⁹ is H, -(C₁-C₆)alkyl (e.g., methyl), -(C₁-C₆)alkyl substituted with 1 to 4 -OH groups (e.g., -(CH₂)₂OH), -(C₁-C₆)alkyl-O-(C₁-C₆)alkyl-OH (e.g., 2-(2-hydroxyethoxy)ethyl), (C₃-C₈)cycloalkyl, or heteroaryl, and preferably H, methyl, cyclohexyl, 2-pyridyl, 2-hydroxyethyl or 2-(2-hydroxyethoxy)ethyl;

R¹⁰ is -(C₁-C₆)alkyl, preferably methyl;

X is -O-;

Y is -NR⁶R⁷; or

Y is selected from the group consisting of:



R¹¹ is selected from the group consisting of: -(C₁-C₆)alkyl (most preferably methyl or ethyl), (C₃-C₈)-cycloalkyl (most preferably cyclopropyl) aryl (most

- 26 -

preferably phenyl), aryl(C₁-C₆)alkyl (most preferably benzyl or -(CH₂)₂phenyl) and -(C₁-C₆)alkoxyalkyl (most preferably -CH₂OCH₃); and

the remaining substituents are as defined for formula I.

In another embodiment of this invention:

R¹ is aryl substituted with one or more R⁵ groups, preferably phenyl substituted with one or more R⁵ groups, and most preferably phenyl substituted with one or more halo atoms, and more preferably phenyl substituted with one halo atom, and still more preferably phenyl substituted with chloro (e.g., p-chlorophenyl);

n is 0 or 1, o is 0 or 1, and m is 1, 2 or 3, such that m+n+o is 3, and preferably n is 0, o is 0, and m is 3;

p is 0 or 1, and preferably 0;

r is 0 or 1, and preferably 1;

s is 0;

R² is -XC(O)Y, -(C₁-C₆)alkylene-XC(O)Y, -CH(C₁-C₂alkyl)-X-C(O)-Y (e.g., -CH(CH₃)-X-C(O)-Y), or -C(C₁-C₂alkyl)₂-X-C(O)-Y wherein each alkyl is the same or different, preferably -(C₁-C₆)alkylene-X(CO)Y, and most preferably -CH₂-X-C(O)-Y or -(C₂-C₆)cycloalkylene-X-C(O)-Y;

R³ is H;

R⁸ is -(C₁-C₆)alkyl, and preferably methyl;

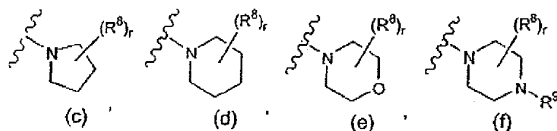
R⁹ is H, -(C₁-C₆)alkyl (e.g., methyl), -(C₁-C₆)alkyl substituted with 1 to 4 -OH groups (e.g., -(CH₂)₂OH), -(C₁-C₆)alkyl-O-(C₁-C₆)alkyl-OH (e.g., 2-(2-hydroxyethoxy)ethyl), (C₃-C₆)cycloalkyl, or heteroaryl, and most preferably H, methyl, cyclohexyl, 2-pyridyl, 2-hydroxyethyl or 2-(2-hydroxyethoxy)ethyl;

R¹⁰ is -(C₁-C₆)alkyl, preferably methyl;

X is -O-;

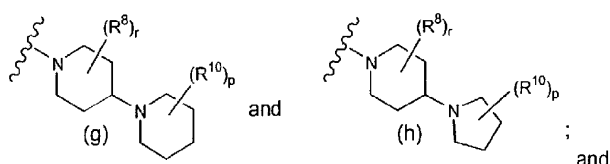
Y is -NR⁶R⁷; or

Y is selected from the group consisting of:

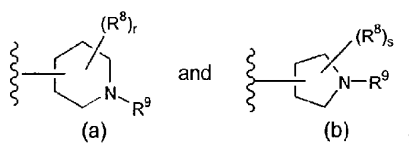


30

- 27 -



R^6 and R^7 are independently selected from the group consisting of: H, methyl, ethyl, $-(C_3-C_8)$ cycloalkyl, $-\text{aryl}(C_1-C_6)$ alkyl, 4-pyridylmethyl,



5

R^{11} is selected from the group consisting of: $-(C_1-C_6)$ alkyl (preferably methyl or ethyl), (C_3-C_8) -cycloalkyl (preferably cyclopropyl), aryl (preferably phenyl), $\text{aryl}(C_1-C_6)$ alkyl (preferably benzyl or $-(CH_2)_2$ phenyl), and $-(C_1-C_6)$ alkoxyalkyl (preferably $-CH_2OCH_3$); and

10

the remaining substituents are as defined for formula I.

Representative compounds of the invention include but are not limited to the compounds of Examples 1-29, 31-33, 35-48, 50-61, 63-67, 67A-67BS, 68,69, 71-74, 74A, 74B, 74C, 75, 76, 78-83, 85-99,101-159,159A, 159B, 159C, 160, 160A-160AA, 161, 161A-161G, 162, 162A, 162B, 162C, 164, 164A, 164B, 164C, 165-167, 167A, 167B, 167C, 168, 168A, 169, 169A-169D, 170, 170A-170AD, 171-173, 173A-173T, and 174.

15

Preferred compounds of the invention are the compounds of Examples 7, 61, 67B, 67E, 67N, 67P, 67U, 67AG, 67AT, 67AW, 67AY, 67BA, 67BD, 67BE, 67BG, 67BH, 67BL, 73, 160B, 160K, 161, 161A, 161E, 161F, 173, 173A, 173B, 173C, 173E, 173G, 173I, 173J, 173K, 173L, 173N. Most preferred compounds are the compounds of Examples 7, 61, 67-B, 67-AT, 67-BG, 73, 161-A, 173, 173-A, 173-C, 173-E, 173-J, 173-N.

20

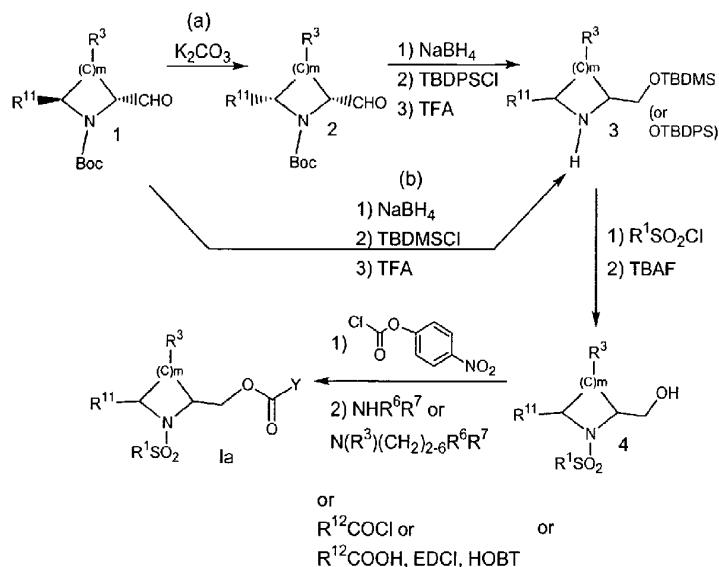
Compounds of formula I can be prepared by various methods well known to those skilled in the art, and by the methods described below.

25

Method 1

In Method 1, compounds of formula I having the structure Ia are prepared.

- 28 -



In method 1, R^{12} represents the Y substituents defined above in paragraphs
 5 (3) to (18) of the definition of Y. When the reagents $R^{12}\text{COCl}$ or $R^{12}\text{COOH}$ are used
 in Method 1, then Y in formula 1a represents R^{12} .

In Method 1, a trans-substituted N-Boc-cyclic amine 2-carboxaldehyde 1 is
 epimerized to the corresponding cis isomer using a mild base such as potassium
 carbonate (path a). The cis geometry is retained in all subsequent steps.
 10 Alternatively, the epimerization step can be omitted to yield trans products (path b).
 Aldehyde 2 is reduced using a reducing agent such as sodium borohydride. The
 alcohol is protected using a typical protecting group such as a t-butylidiphenylsilyl
 ether, and the boc group is removed under acidic conditions to give 3. The cyclic
 amine is converted to a sulfonamide by reaction with a sulfonyl halide, and the
 15 alcohol protecting group is removed under standard conditions to give 4. Alcohol 4
 can be converted to a variety of compounds of type 1a using methods well-known to
 those skilled in the art. For example, carbamates can be prepared by reaction of 4
 with 4-nitrophenylchloroformate followed by reaction of the resulting carbonate with a
 primary or secondary amine. Alternatively, esters can be prepared by reaction of 4

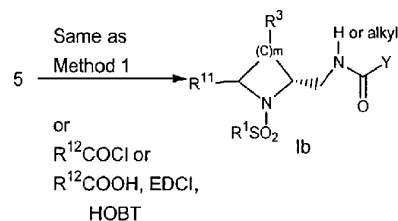
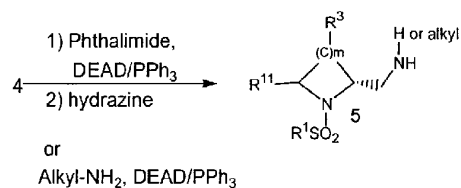
- 29 -

with either an acid halide of a carboxylic acid in the presence of a suitable coupling reagent such as EDCI and HOBT.

Starting material of formula 1 in Method 1 are known in the art or can be prepared as described below.

5 **Method 2**

In Method 2, compounds of formula I having the structure Ib are prepared.



10 In Method 2, R¹² is as defined in Method 1

In Method 2, alcohol 4 from method 1 converted to the corresponding primary or secondary amine under a variety of conditions, such as by reaction with phthalimide under Mitsunobu conditions followed by treatment with hydrazine or by reaction with a primary amine under Mitsunobu conditions. The resulting amine is converted to ureas or to amides Ib using the same procedures described for carbamates and esters in Method 1.

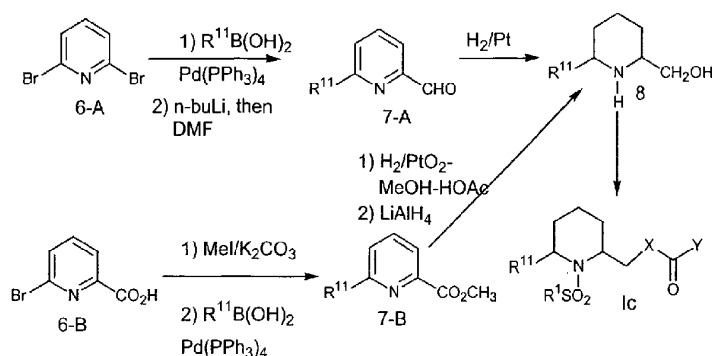
15

Methods 3-A and 3-B

In Methods 3-A and 3-B, compounds of formula I having the structure Ic are prepared.

20 **Method 3-A**

- 30 -



- In Method 3-A, 2,6-dibromopyridine is reacted with a boronic acid derivative $R^{11}B(OH)_2$ (most preferably an aryl or vinyl boronic acid) in the presence of a palladium catalyst. The resulting 6-substituted 2-bromopyridine is formylated by treatment with an alkyl lithium such as n-butyllithium followed by treatment with a formylating agent such as dimethylformamide to give 7-A. This product is hydrogenated to give alcohol 8 (where any unsaturation in R^{11} may also have been reduced). Alcohol 8 can be converted to compounds of formula 1c using the procedures previously described.

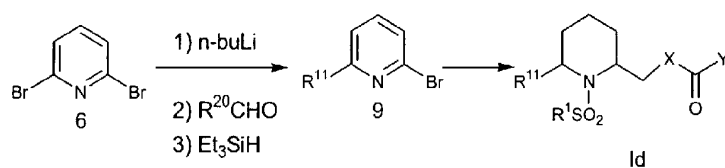
Method 3-B

- In Method 3-B, 6-bromopicolinic acid 6-B is converted to its methyl ester under standard conditions followed by reaction with a boronic acid derivative $R^{11}B(OH)_2$ (most preferably an aryl or vinyl boronic acid) in the presence of a palladium catalyst to give 7-B. This is then hydrogenated using a suitable catalyst such as platinum oxide, preferably in the presence of acetic acid, then reduced with a hydride reagent such as lithium aluminum hydride to give alcohol 8. Alcohol 8 can be converted to compounds of formula 1c using the procedures previously described.

Method 4

- In Method 4, compounds of formula I having the structure 1d are prepared wherein R^{11} in 9 and 1d represents alkyl having at least two carbons, arylalkyl, or heteroarylalkyl.

- 31 -

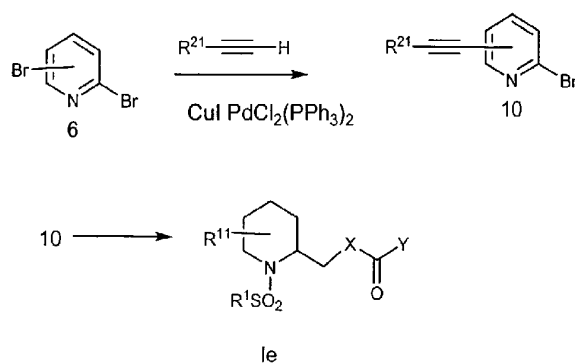


In Method 4, R^{20} represents alkyl, unsubstituted aryl, substituted aryl, unsubstituted arylalkyl, substituted arylalkyl, unsubstituted heteroaryl, substituted heteroaryl, unsubstituted heteroarylalkyl, or substituted heteroarylalkyl, wherein these groups are as defined for R^{11} above.

In Method 4, 2,6-dibromopyridine is mono-metallated under a variety of conditions, such as treatment with an alkyllithium at about -78°C or by treatment with a lithium trialkylmagnesiumate complex at -10 to 0°C . The resulting organometallic derivative is reacted with an aldehyde R^{20}CHO , and the product is deoxygenated under a variety of conditions, such as by treatment with triethylsilane, to give **9**. Compound **9** is formylated and the resulting formyl derivative converted compounds of type **1d** using the procedures previously described.

Method 5

In Method 5, compounds of formula I having the structure **1e** are prepared wherein R^{11} in **10** and **1e** represents alkyl having at least three carbons, arylalkyl wherein said alkyl moiety has at least two carbons, or heteroarylalkyl wherein said alkyl moiety has at least two carbons.



20

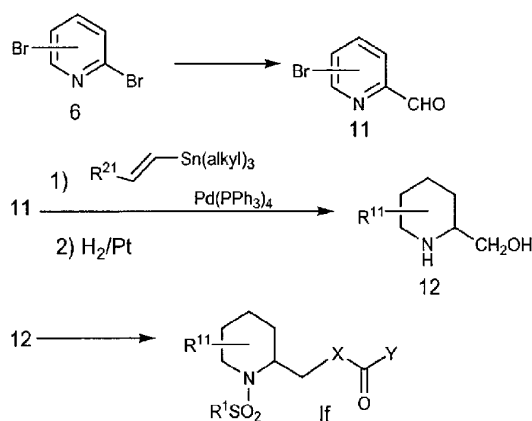
- 32 -

In Method 5, R^{21} represents alkyl, unsubstituted aryl, substituted aryl, unsubstituted arylalkyl, substituted arylalkyl, unsubstituted heteroaryl, substituted heteroaryl, unsubstituted heteroarylalkyl, or substituted heteroarylalkyl, wherein these groups are as defined for R^{11} above.

- 5 In Method 5, 2,6-dibromopyridine is coupled with a mono-substituted alkyne in the presence of a catalyst such as $\text{PdCl}_2(\text{PPh}_3)_4$ /CuI. The resulting product is formylated, hydrogenated, and converted to compounds **1e** using the procedures previously described.

Method 6

- 10 In Method 6, compounds of formula I having the structure **1e** are prepared wherein R^{11} in **12** and **1f** represents alkyl having at least three carbons, arylalkyl wherein said alkyl moiety has at least two carbons, or heteroarylalkyl wherein said alkyl moiety has at least two carbons.



15

In Method 6, R^{21} represents alkyl, unsubstituted aryl, substituted aryl, unsubstituted arylalkyl, substituted arylalkyl, unsubstituted heteroaryl, substituted heteroaryl, unsubstituted heteroarylalkyl, or substituted heteroarylalkyl, wherein these groups are as defined for R^{11} above.

- 20 In Method 6, 2,6-dibromopyridine is mono-metallated as previously described and the resulting organometallic is reacted with a formylating agent such as DMF to give **11**. This compound is reacted with a vinyl tin reagent in the presence of a

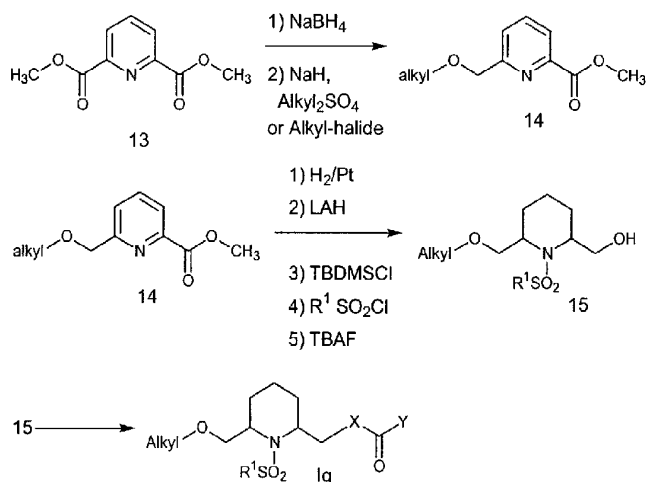
- 33 -

catalyst such as $\text{Pd}(\text{PPh}_3)_4$, and the resulting product is hydrogenated to give **12**. Compound **12** is converted to compounds **1f** as previously described.

Method 7

In Method 7, compounds of formula I having the structure **1g** are prepared.

5



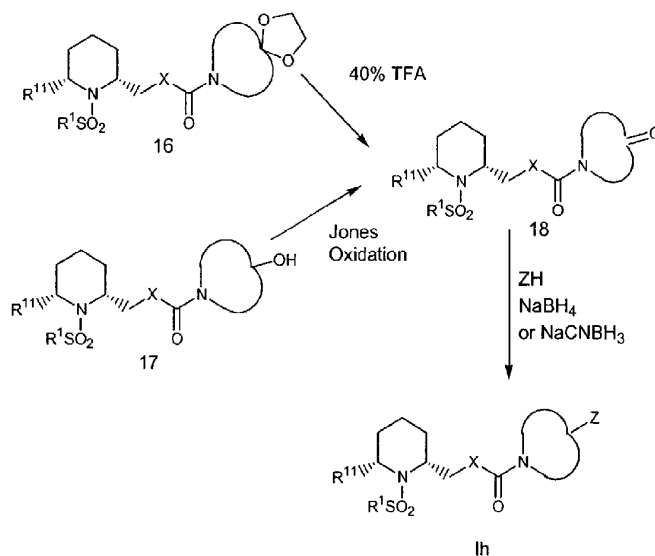
In Method 7, pyridine-2,6-dicarboxylic acid dimethyl ester is reacted with a reducing agent such as sodium borohydride, and the resulting monohydroxymethyl derivative is treated with an alkylating agent such as an alkyl halide or alkylsulfonate to give **14**. This is hydrogenated over a catalyst such as platinum oxide, and then reacted with a reducing agent such as lithium aluminum hydride to provide an intermediate cyclic amino alcohol. The alcohol function is protected using a typical protecting group such as a t-butyltrimethylsilyl ether, the cyclic amine is converted to a sulfonamide by reaction with a sulfonyl halide, and the alcohol protecting group is removed under standard conditions to give **15**. Compound **15** is converted to compounds of type **1g** using the methods previously described.

Method 8

In Method 8, compounds of formula I having the structure **1h** are prepared.

20

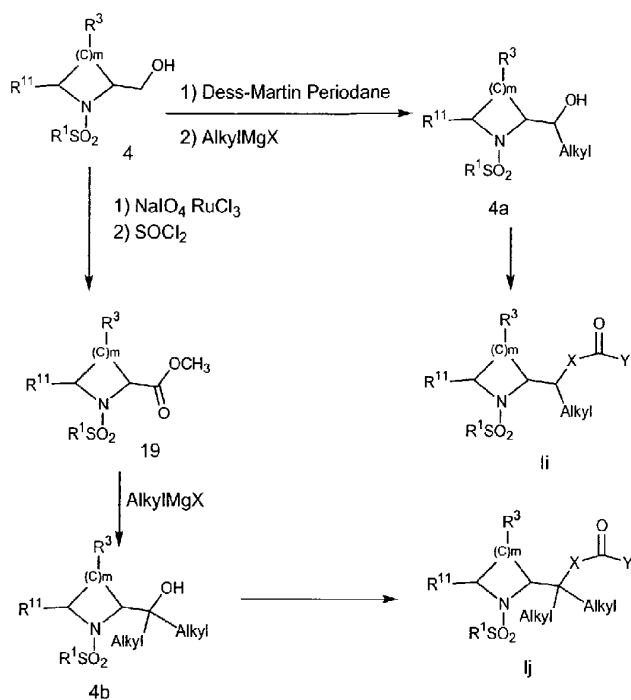
- 34 -



In Method 8, ketal **16** or alcohol **17** are prepared using the procedures described in Method 1 and Method 2. These are converted to the corresponding ketone by either acid hydrolysis of **16** or by oxidation of **17**. The ketone is converted to compounds of type **1h** by reaction with a primary or secondary amine in the presence of a reducing agent such as sodium borohydride, sodium cyanoborohydride, sodium triacetoxyborohydride, or polymer-bound derivatives thereof.

Method 9

In Method 9, compounds of formula I having the structure **1i** and **1j** are prepared.

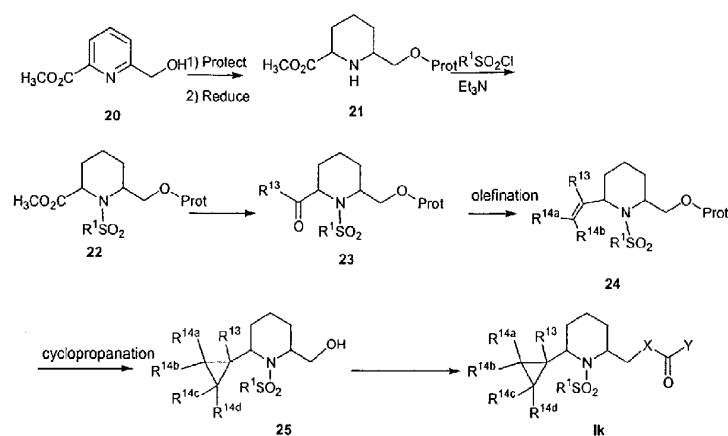


In Method 9, intermediate **4** prepared via any of the methods previously described can be oxidized to an aldehyde using a variety of well-known reagents such as Dess-Martin Periodane. The aldehyde is then treated with an alkylmetal reagent such as a Grignard reagent, an alkyllithium reagent, or an alkylzinc reagent to give alcohol **4a**. Intermediate **4a** can be converted to compounds of type **li** using the procedures described in Methods 1 through 8. Alternatively, **4** can be converted to ester **19** and then treated with a Grignard reagent to give **4b**. This is converted to compounds of type **lj** as previously described.

Compounds of type **1k** are prepared according to Method 10.

Method 10:

- 36 -

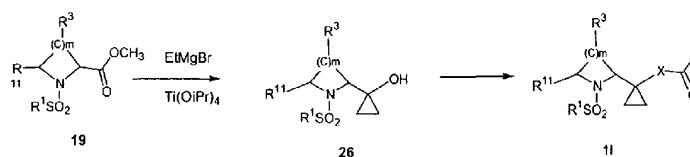


Ester **20** is protected with a suitable protecting group (Prot) such as *t*-butyldimethylsilyl ether, and the pyridine is reduced by well-known methods such as by treatment with hydrogen gas in the presence of a catalyst such as platinum oxide
 5 in a solvent such as ethanol or ether, to give piperidine **21**. This is sulfonated by treatment with a sulfonyl halide in the presence of a base such as triethylamine to give **22**. Using well-known methods, the ester of **22** can be converted to **23**, where R^{13} is H or alkyl. For instance, **22** can be reduced to the corresponding aldehyde (**23**, $R^{13} = H$) by treatment with DIBAL. The aldehyde can be treated with a Grignard
 10 reagent followed by oxidation to give a ketone (**23**, $R^{13} \neq H$). Compound **23** can be converted to olefin **24** using well-known methods such as by treatment with an alkyl phosphonium ylide. Olefin **24** can be converted to cyclopropane **25** by well-known methods, for instance, by treatment with a dihalomethane such as diiodomethane in the presence of dialkylzinc and optionally in the presence of trifluoroacetic acid, by
 15 treatment with an alkyl or substituted alkyldiazo compound in the presence of a metal such as rhodium chloride, or by treatment of an alkyl halide or substituted alkyl halide with a base such as potassium hydroxide. In the above example, R^{14a} , R^{14b} , and $R^{14c} = H$, alkyl, aryl, halo, $-OH$, $-O(\text{alkyl})$, $-NH_2$, $-N(H)\text{alkyl}$, $N(\text{alkyl})_2$, or $C(O)O\text{alkyl}$. Compound **25** can be converted to compounds of type **1k** using the methods
 20 previously described.

Compounds of type **11** are prepared as described in method 11.

Method 11:

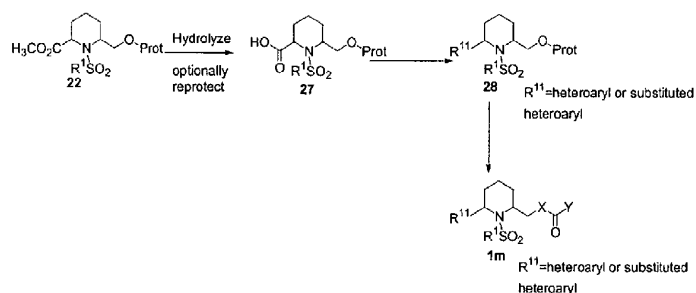
- 37 -



Intermediate **19** of method 9 is treated with ethylmagnesium bromide in the presence of Ti(OiPr)_4 to give cyclopropanol **26**, which is converted to compounds of type **11** as previously described.

- 5 Compounds of type **1m**, wherein R^{11} is a heteroaryl moiety can be made by several methods as shown below.

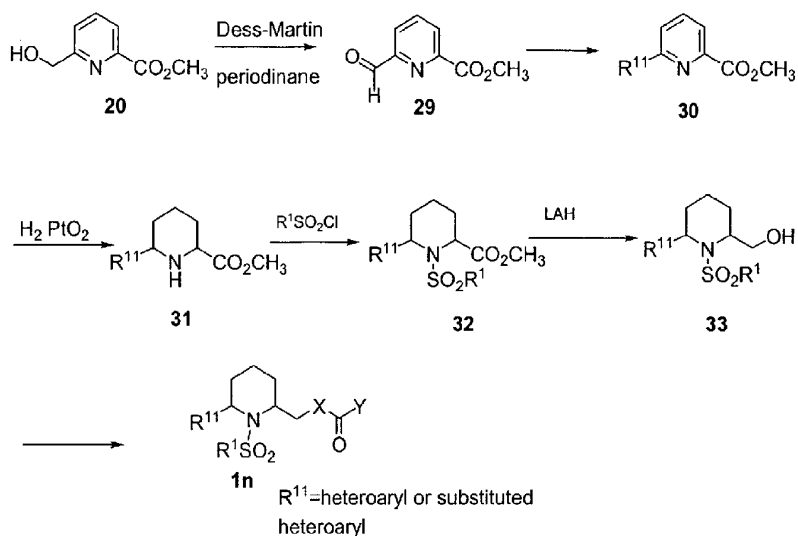
Method 12:



- Intermediate **22** from method 10 can be hydrolyzed and, optionally as needed, reprotected to give acid **27**. This acid can be transformed to a variety of heteroaryl moieties using methods well-known to those skilled in the art. For instance, coupling with 2-aminoethanol followed by oxidation and dehydrative cyclization according to the method of Morwick *et al* (*Organic Letters* 2002, 2665) gives **28** where R^{11} = 2-oxazolyl. Compounds of type **28** can be transformed into compounds of type **1m** using the methods described earlier.

Method 13:

- 38 -



Intermediate **20** from method 10 can be oxidized to aldehyde **29** using, for instance, Dess-Martin periodinane. Aldehyde **29** can be transformed into a variety of intermediates **30** where R¹¹ is heteroaryl using well-known methods. For instance, treatment of **29** with glyoxal and ammonia gives **30** where R¹¹ is 2-imidazolyl. Intermediate **30** can be reduced to piperidine **31** and sulfonated to give **32** as previously described, and the ester of **32** can be reduced to alcohol **33** using, for instance, lithium aluminum hydride. Intermediate **33** can be transformed to compounds **1n** as previously described.

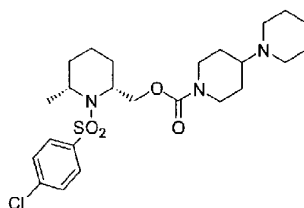
Chiral compounds of this invention can be resolved by chromatography over a chiral stationary phase as described in the examples.

The invention disclosed herein is exemplified by the following examples which should not be construed as limiting the scope of the invention. Alternative mechanistic pathways and analogous structures within the scope of the invention may be apparent to those skilled in the art.

Where NMR data are presented, ¹H spectra were obtained on either a Varian VXR-200 (200 MHz, ¹H), Varian Gemini-300 (300 MHz) or XL-400 (400 MHz) and are reported as ppm down field from Me₄Si with number of protons, multiplicities, and coupling constants in Hertz indicated parenthetically. Where LC/MS data are

- 39 -

presented, analyses was performed using an Applied Biosystems API-100 mass spectrometer and Shimadzu SCL-10A LC column: Altech platinum C18, 3 micron, 33mm x 7mm ID; gradient flow: 0 min – 10% CH₃CN, 5 min – 95% CH₃CN, 7 min – 95% CH₃CN, 7.5 min – 10% CH₃CN, 9 min – stop. The retention time and observed parent ion are given.

Example 1**Step 1**

Racemic trans 1-(tert-butoxycarbonyl)-2-formyl-6-methyl-piperidine was obtained as described in S. Chackalamanni, R. J. Davies, Y. Wang, T. Asberom, D. Doller, J. Wong, D. Leone and A. T. McPhail, *J. Org. Chem.* **1999**, *64*, 1932-1940. A solution of 5.44 g of this aldehyde was stirred in 100 mL of methanol with 6.0 g of K₂CO₃ overnight. Solids were filtered out, and the residue was concentrated. The mixture was redissolved in DCM, washed with water, dried over Na₂SO₄, concentrated and purified chromatographically using 7% ethyl acetate in hexanes as solvent to furnish 3.2 g of product.

Step 2

- a) To a solution of 3.21 g (14.1 mmol) of the product of Step 1 in 20.0 mL of THF at 0 °C was added 534 mg (14.1 mmol) of sodium borohydride. The mixture was stirred for 1.5 h, quenched with saturated NaHCO₃, extracted with ether, dried over Na₂SO₄ and freed from solvent *in vacuo* to give 3.08 g of crude alcohol.
- b) The crude alcohol from step 2 was dissolved in 20.0 mL of DMF and treated with 1.83 g (27 mmol) of imidazole and 4.79 g (17.5 mmol) of TBDPSCI. The mixture was stirred overnight, diluted with DCM, washed with water, dried over Na₂SO₄, and solvent was evaporated. The product was purified by chromatography to furnish 4.67 g of TBDPS ether.

- 40 -

- c) A solution of 4.67 g of TBDPS ether in 15 mL of DCM was cooled to 0 °C and treated with a mixture containing 30 mL of 99% TFA and 70 mL of DCM. Cooling was removed and the mixture was stirred for 1.5 h. Volatiles were evaporated, the residue was re-evaporated with DCM, re-dissolved in DCM, washed with saturated NaHCO₃, dried over Na₂SO₄, concentrated and passed through a silica gel plug using 5% MeOH in DCM as solvent to yield 3.50 g of product.

Step 3

- a) A mixture of 3.50 g (9.53 mmol) of the product of Step 2, 3.02 g of 4-chlorobenzenesulfonyl chloride and 1.92 g (19.06 mmol) of triethylamine in 20.0 mL of DCM was stirred over a period of 48 h. The reaction was washed with saturated NaHCO₃, dried over Na₂SO₄, concentrated and purified by chromatography using 10% ethyl acetate in hexanes as solvent to obtain 4.66 g of sulfonamide.

- b) The resulting sulfonamide (4.66 g, 8.61 mmol) was dissolved in 50.0 mL of THF and treated with 17.2 mL (17.2 mmol) of 1M TBAF/THF solution. The mixture was stirred over 1.5 h, poured into water, extracted with ethyl acetate and DCM. The combined organic phases were dried over Na₂SO₄, concentrated and purified by chromatography using gradient of 10-30% ethyl acetate in hexanes as solvent to furnish 2.39 g of product.

Step 4

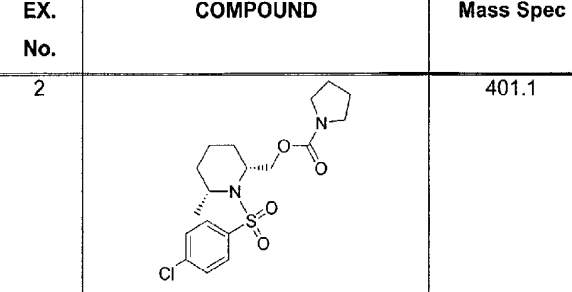
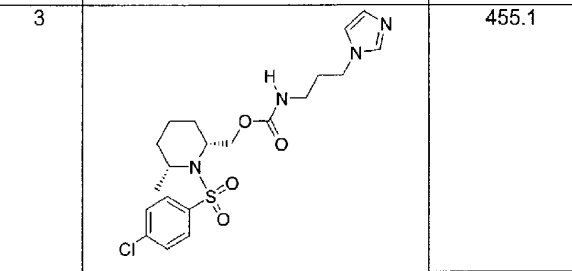
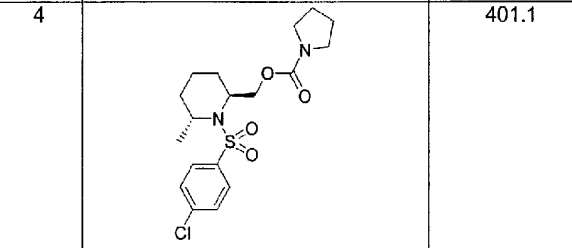
- a) To a mixture of 712 mg (2.3 mmol) of the product of step 3, and 370 mg (4.6 mmol) of pyridine in 10 mL of DCM at 0 °C was added a solution of 4-nitrophenylchloroformate in 5 mL of DCM. The mixture was stirred overnight at ambient temperature, treated with an additional 0.17 mL of pyridine and 100 mg of 4-nitrophenylchloroformate and stirred for additional 5 h. The mixture was diluted with DCM, washed with water, dried over Na₂SO₄, purified by chromatography using 20% ethyl acetate in hexanes as solvent to furnish 860 mg of 4-nitrophenylcarbonate.

- b) To a solution of 20 mg of the above product in 0.5 mL of DMF was added 20 mg of 4-(1-piperidino)piperidine. The mixture was allowed to stand overnight, diluted with DCM, washed with 1M NaOH, dried over Na₂SO₄ and purified by prep. TLC (5% MeOH/DCM) to furnish 17 mg of the desired product. ¹H NMR (CDCl₃, 300 MHz) δ 7.75 (2H, d, J=8.5 Hz), 7.45 (2H, d, J=8.5 Hz), 4.33-4.20 (4H, m), 4.11-4.00 (2H, m), 2.74 (2H, wide), 2.48-2.34 (5H, ser.m.), 1.80-1.22 (16H, ser.m.), 1.30 (3H, d, J=7.1 Hz); MS (ES) *m/e* 498.1 (M+H)⁺.

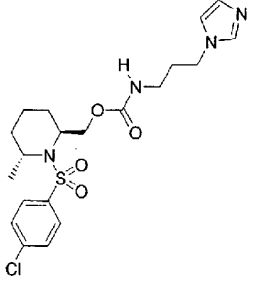
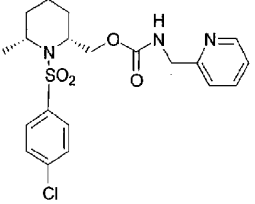
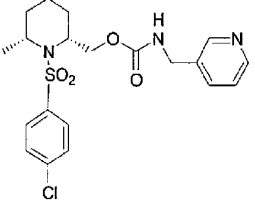
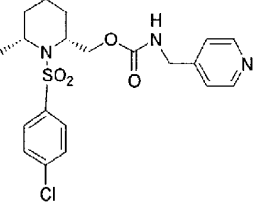
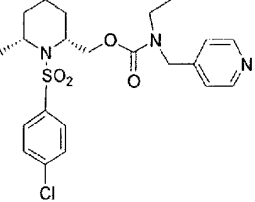
- 41 -

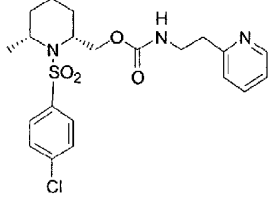
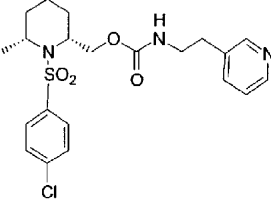
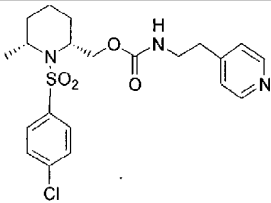
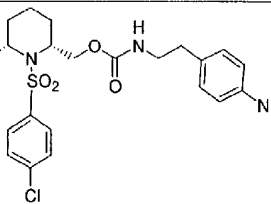
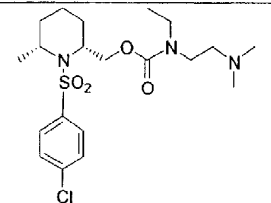
Following procedures similar to those in Example 1, the compounds in Table 1 were prepared.

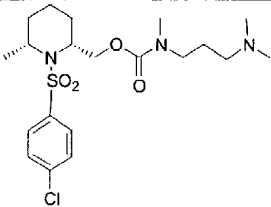
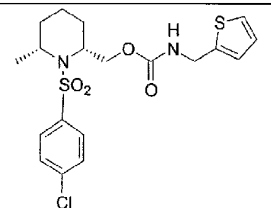
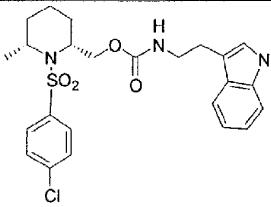
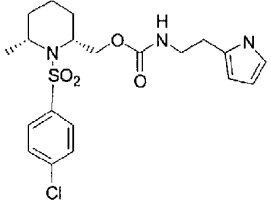
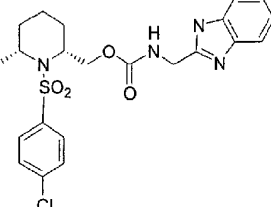
TABLE 1

EX. No.	COMPOUND	Mass Spec
2		401.1
3		455.1
4		401.1

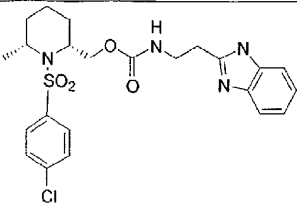
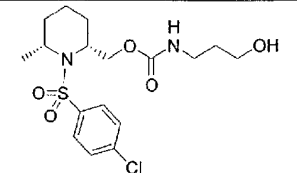
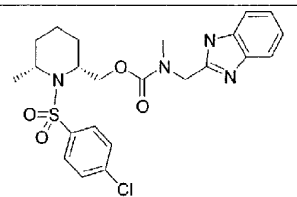
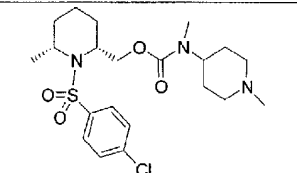
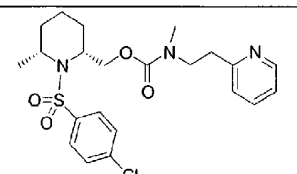
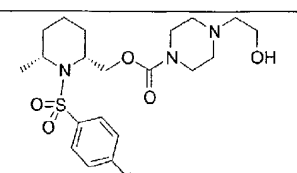
5

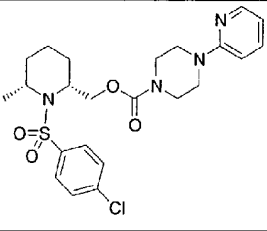
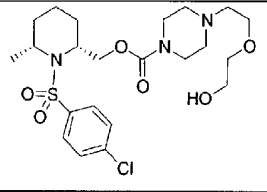
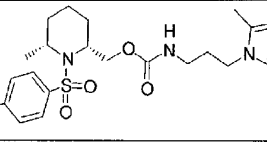
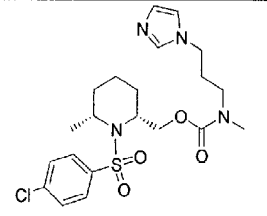
5	 <chem>CN1CCCCC1S(=O)(=O)c2ccc(Cl)cc2COC(=O)NCCc3c[nH]n3</chem>	455.1
6	 <chem>CN1CCCCC1S(=O)(=O)c2ccc(Cl)cc2COC(=O)NCCc3ccncc3</chem>	438.1
7	 <chem>CN1CCCCC1S(=O)(=O)c2ccc(Cl)cc2COC(=O)NCCc3ccncc3</chem>	438.1
8	 <chem>CN1CCCCC1S(=O)(=O)c2ccc(Cl)cc2COC(=O)NCCc3ccncc3</chem>	438.1
9	 <chem>CN1CCCCC1S(=O)(=O)c2ccc(Cl)cc2COC(=O)N(C)CCc3ccncc3</chem>	466.1

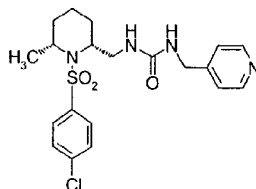
10		452.1
11		452.1
12		452.1
13		466.1
14		446.1

15		446.1
16		443.1
17		490.1
18		441.1
19		477.1

- 45 -

20		491.1
21		405.1
22		491.1
23		458.1
24		466.1
25		460.1

26		493.1
27		504.1
28		469.1
29		469.1

Example 31:**Step 1**

- 5 a) To a mixture of the product of Example 1, step 3 (425 mg, 1.40 mmol), 308 mg (2.09 mmol) of phthalimide, and 917 mg (3.49 mmol) of triphenylphosphine, was added with stirring 609 mg (3.49 mmol) of DEAD. The mixture was stirred overnight, concentrated *in vacuo* and purified by column chromatography using 20% ethyl acetate in hexanes. The resulting material was dissolved in 15.0 ml of 1:1 mixture of
- 10 methanol and DCM and treated with 2 mL of hydrazine. The mixture was stirred over 48 h, partitioned between 1M NaOH solution and DCM, organic phase was washed with 1M NaOH solution to furnish 475 mg of amine.

Step 2

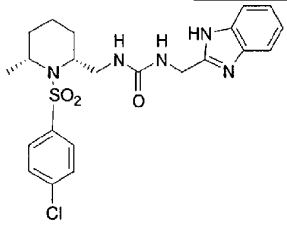
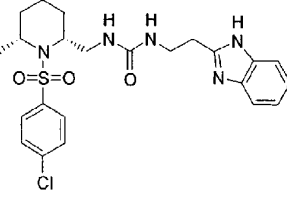
- The product of step 1 was transformed to the desired product as described in
- 15 Example 1, Step 4, using 4-aminomethylpyridine as the amine. ¹H NMR (CDCl₃ 300 MHz) δ 8.56 (2H, d, *J*=5.5 Hz), 7.71 (2H, d, *J*=8.2 Hz), 7.48 (2H, d, *J*=8.2 Hz), 7.29 (2H, d, *J*=5.5 Hz), 5.14 (2H, m), 4.45 (2H, d, *J*=6.0 Hz), 4.13 (1H, m), 3.97 (1H, m), 3.53 (1H, m), 3.33 (1H, m), 1.85-1.19 (6H, ser.m.), 1.33 (3H, d, *J*=7.1 Hz); MS (ES) *m/e* 437.1 (M+H)⁺.
- 20 Following procedures similar to those in Example 31, the compounds in Table 2 were prepared.

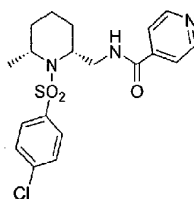
- 48 -

TABLE 2

EX. No.	COMPOUND	Mass Spec
32	 <chem>CN1CCCCC1S(=O)(=O)c2ccc(Cl)cc2CN(C)Cn3ccccn3</chem>	437.1
33	 <chem>CN1CCCCC1S(=O)(=O)c2ccc(Cl)cc2CN(C)Cn3ccncc3</chem>	437.1
35	 <chem>CCN(C)C(=O)N(C)C1CCCCC1S(=O)(=O)c2ccc(Cl)cc2</chem>	465.1
36	 <chem>CCCN(C)C(=O)N(C)C1CCCCC1S(=O)(=O)c2ccc(Cl)cc2</chem>	451.1

37	 <chem>Clc1ccc(cc1)S(=O)(=O)N2CCN(C2)C(=O)NCCc3ccncc3</chem>	451.1
38	 <chem>Clc1ccc(cc1)S(=O)(=O)N2CCN(C2)C(=O)NCCc3ccncc3</chem>	451.1
39	 <chem>Clc1ccc(cc1)S(=O)(=O)N2CCN(C2)C(=O)NCCCN3C=CN3</chem>	454.1
40	 <chem>Clc1ccc(cc1)S(=O)(=O)N2CCN(C2)C(=O)NCCc3c[nH]c4ccccc34</chem>	489.1
41	 <chem>Clc1ccc(cc1)S(=O)(=O)N2CCN(C2)C(=O)NCCc3c[nH]n3</chem>	440.1

42		476.1
43		490.1

Example 44

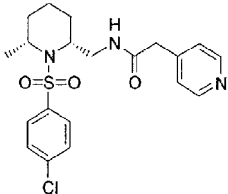
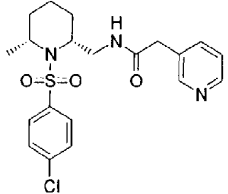
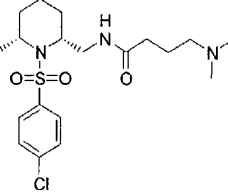
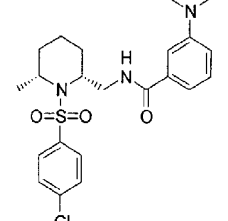
5

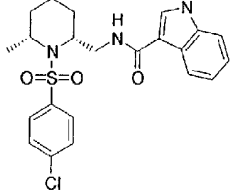
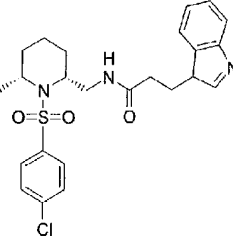
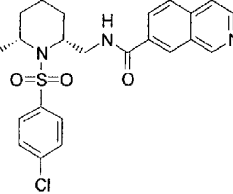
The product of Example 31 step 1 was converted to the title compound by reaction with isonicotinic acid using EDCI and HOBt as coupling reagents, according to the method known in the art. ¹H NMR (CDCl₃ 300 MHz) δ 8.75 (2H, d, *J*=5.8 Hz), 7.78-7.74 (4H, m), 7.50 (2H, d, *J*=8.7 Hz), 4.27-4.13 (2H, ser.m), 3.89 (1H, m), 3.39 (1H, dt, *J*=13.0, 4.3 Hz), 1.81-1.22 (7H, ser.m), 1.35 (3H, d, *J*=7.3 Hz), MS (ES) *m/e* 408.1 (M+H)⁺.

Following procedures similar to those in Example 44, the compounds in Table 3 were prepared.

15

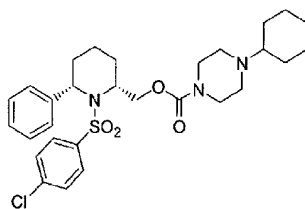
TABLE 3

EX. No.	COMPOUND	Mass Spec
45		422.1
46		422.1
47		416.1
48		450.1

50		446.1
51		474.1
52		458.1

Example 53

5



Preparation A: cis (6-Phenyl-piperidin-2-yl)-methanol:**Step 1**

(a) To a mixture of 600 mg (2.5 mmol) of 2,6-dibromopyridine in 15 mL of toluene was added a mixture of 150 mg (1.27 mmol) of phenylboronic acid in 5 mL of methanol, 86 mg (0.075 mmol) of Pd(PPh₃)₄ and 15 mL of 2 M Na₂CO₃. The mixture was refluxed overnight, cooled, extracted with ethyl acetate, dried and 2-bromo-6-phenylpyridine isolated chromatographically from unreacted 2,6-dibromopyridine and 2,6-diphenylpyridine.

(b) To a solution of 7.2 g (31.03 mmol) of 2-bromo-6-phenylpyridine in 50 mL of THF at -78 °C was added drop-wise 13.5 mL (31 mmol) of 2.3 M n-BuLi in hexanes followed by 10 mL of DMF. The mixture was stirred in the cold for 30 min, quenched with saturated NaHCO₃, extracted with ethyl acetate, dried, concentrated, and purified by chromatography using a gradient of 3-5% of ethyl acetate in hexanes to provide 2.02 g of product

Step 2

To a solution of 2 g of the product of step 1 in 20 mL of MeOH was added 5 mL of AcOH and 300 mg of PtO₂. The mixture was hydrogenated under a balloon. The progress of the reaction was followed by taking NMR spectra of worked-up portions. After overnight stirring another portion of 300 mg of PtO₂ was added and hydrogenation continued for additional 24 h. Catalyst was filtered out, volatiles evaporated, residue re-dissolved in DCM and washed with 1M NaOH solution, saturated NaHCO₃, dried, and evaporated. Column chromatography yielded 1.30 g of cis (6-phenyl-piperidin-2-yl)-methanol and 200 mg of cis (6-cyclohexyl-piperidin-2-yl)-methanol.

Preparation B: Alternate synthesis of cis (6-phenyl-piperidin-2-yl)-methanol:**Step 1**

Treat 6-bromopicolinic acid (1.99 g) in DMF (10 mL) with potassium carbonate (1.40 g) and then methyl iodide (4 mL) at room temperature for 20 h. Dilute the reaction mixture with dichloromethane (60 mL) and filter. Extract the filtrate with brine (twice), dry (MgSO₄), and concentrate in vacuo to give methyl 6-Bromopicolinate as a pale yellow solid (1.75 g).

Step 2

- 54 -

Heat methyl 6-bromopicolinate (0.75 g), phenylboronic acid (0.61 g), tetrakis(triphenylphosphine)palladium (0.19 g) and potassium carbonate (0.75 g) in toluene (20 mL) and methanol (4.5 mL) under reflux for 1 hr. Cool the reaction mixture, dilute with dichloromethane, and filter. Wash the filtrate with water.

- 5 Concentrate the dried (K_2CO_3) organic solution *in vacuo* to give an amber residue (0.81 g). Chromatograph this residue on silica gel plates (8, 1000 μ) using hexane:ethyl acetate 3:1 as eluant to give methyl 6-phenylpicolinate as a colorless oil (0.55 g).

Step 3

- 10 Under a hydrogen atmosphere, stir methyl 6-phenylpicolinate (0.55 g) in MeOH (30 mL) and glacial acetic acid (15 mL) in the presence of platinum oxide (0.150 g) for 5 hr. Purge the reaction mixture with nitrogen. Filter and then concentrate the reaction mixture *in vacuo* to give a yellow oil (0.77 g). Chromatograph this oil on silica gel plates (8, 1000 μ) using hexane:ethyl acetate 3:1 eluant to give methyl 6-phenylpipercolinate as a colorless oil (0.23 g).

Step 4

- 20 Treat methyl 6-phenylpipercolinate (0.23 g) in THF (15 mL) with 1M lithium aluminum hydride in ether (10 mL) at room temperature for 2 h. Quench the reaction mixture with EtOAc, then add $MgSO_4$ and filter. Concentrate the filtrate to give a residue. Chromatograph the residue on silica gel plates (2, 1000 μ) using EtOAc:hexane 1:1 as eluant to give (6-phenyl-piperidin-2-yl)-methanol as a white solid (0.06 g).

Preparation C:

Step 1

- 25 (a) At 0 °C, to a solution of 1.29 g (6.77 mmol) of cis (6-phenyl-piperidin-2-yl)-methanol from Preparation A or Preparation B in 20.0 mL of DCM was added 1.90 mL (13.6 mmol) of triethylamine and 1.84 mL (10.1 mL) of trimethylsilyl trifluoromethanesulfonate. The mixture was stirred for 1 h at ambient temperature, washed with saturated $NaHCO_3$, dried over Na_2SO_4 and volatiles were evaporated.
- 30 (b) The residue was re-dissolved in DCM, treated with 1.90 mL (13.5 mmol) of triethylamine and 2.11 g (10.0 mmol) of 4-chlorobenzenesulfonylchloride. The mixture was stirred for 24 h, washed with 1M HCl, saturated $NaHCO_3$, and concentrated.
- (c) To insure cleavage of TMS ether, the material was dissolved in methanol (5 mL), treated with 1 mL of 1M HCl, stirred for 30 min, and concentrated. The residue

- 55 -

was chromatographed using 10-20% ethyl acetate in hexanes to furnish 1.45 g of 1-(4-Chloro-benzenesulfonyl)-6-phenyl-piperidin-2-yl]-methanol.

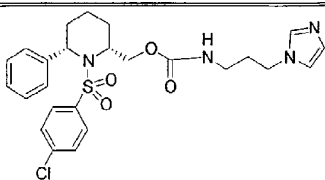
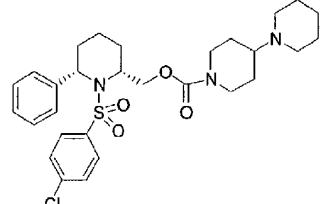
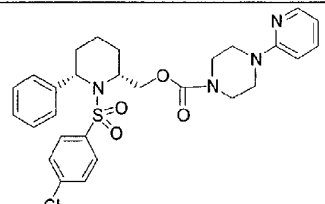
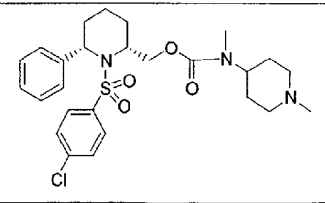
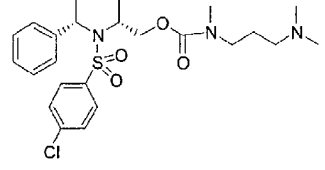
Step 2

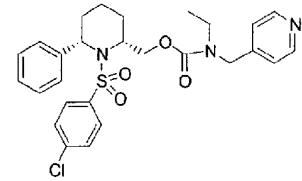
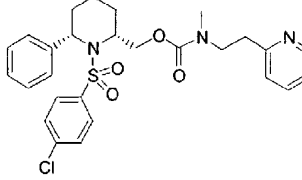
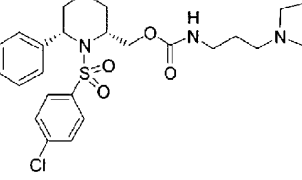
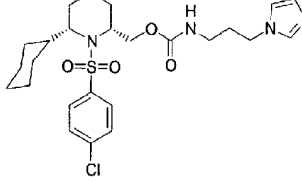
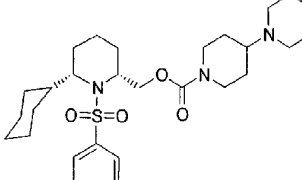
5 The product of Step 1 was converted to the title compound according to Step 4 of Example 1, using N-cyclohexylpiperazine at the last stage as the amine. ¹H NMR (CDCl₃ 300 MHz) δ 7.86 (2H, d, J=8.2 Hz), 7.57-7.49 (4H, m), 7.36-7.24 (3H, m), 5.24 (1H, d, J=4.9 Hz), 4.34 (1H, q, J=6.2 Hz), 3.68 (1H, dd, J=11.0, 6.5 Hz), 3.58-3.40 (5H, ser.m.), 2.55 (4H, m), 2.37-2.24 (2H, ser.m.), 1.90-1.58 (6H, ser.m.), 1.53-1.36 (3H, ser.m.), 1.30-1.13 (6H, ser.m.); MS (ES) *m/e* 560.1 (M+H)⁺.

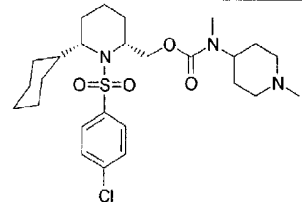
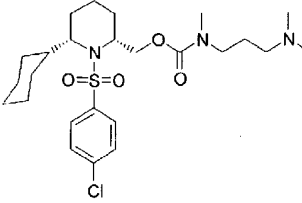
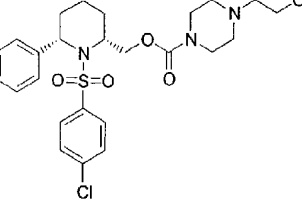
10 Following procedures similar to those in Example 53, the compounds in Table 4 were prepared. Cis-(6-cyclohexyl-piperidin-2-yl)-methanol, obtained in Preparation A, step 2, was used in Examples 63-66.

- 56 -

TABLE 4

EX. No.	COMPOUND	Mass Spec
54		517.1
55		560.1
56		555.1
57		520.1
58		508.1

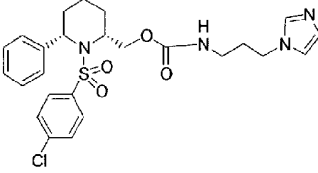
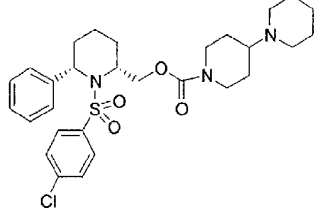
59		528.1
60		528.1
61		520.1
63		523.1
64		566.1

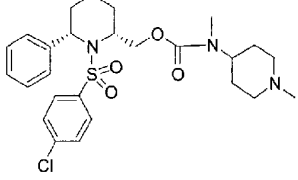
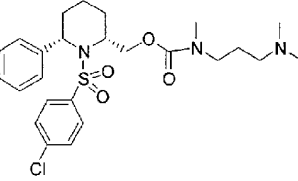
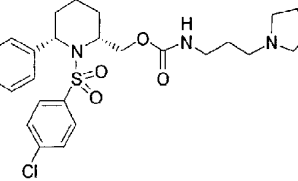
65		526.1
66		514.1
67		522.1

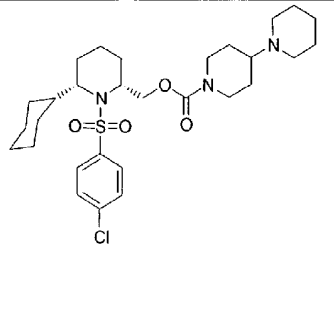
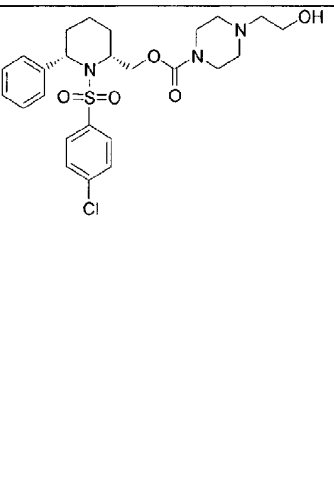
NMR data is given in Table 5 below for compounds in Table 4:

- 59 -

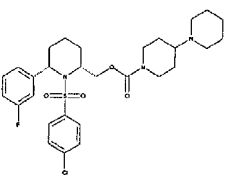
TABLE 5

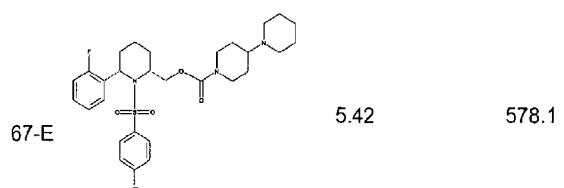
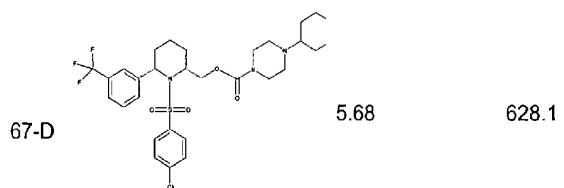
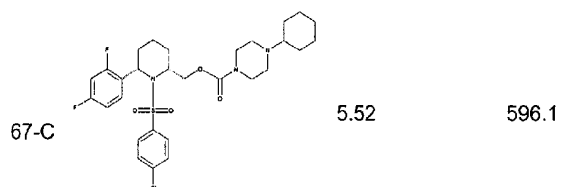
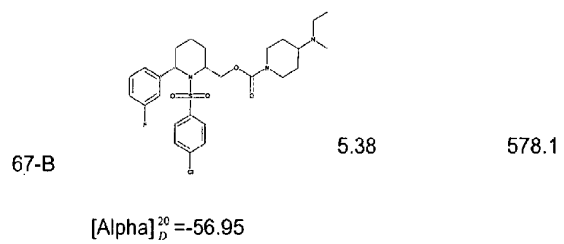
EX. No.	COMPOUND	NMR
54		<p>1H NMR (CDCl₃ 300 MHz) δ 7.84 (2H, d, $J=8.8$ Hz), 7.58-7.51 (5H, ser.m.), 7.37-7.24 (3H, ser.m.), 7.07 (1H, br), 6.96 (1H, br), 5.22 (1H, d, $J=5.5$ Hz), 4.91 (1H, m), 4.33 (1H, m), 4.03 (2H, t, $J=7.0$ Hz), 3.75 (1H, dd, $J=6.0, 11.5$ Hz), 3.42 (1H, dd, $J=6.0, 11.5$ Hz), 3.27-3.17 (1H, m), 3.13-3.05 (1H, m), 2.34 (1H, d, $J=14.8$ Hz), 1.88 (2H, m), 1.68-1.19 (5H, ser.m.)</p>
55		<p>1H NMR (CDCl₃ 300 MHz) δ 7.85 (2H, d, $J=8.8$ Hz), 7.57-7.50 (4H, ser.m.), 7.36-7.23 (3H, ser.m.), 5.24 (1H, d, $J=4.5$ Hz), 4.38-4.13 (3H, ser.m.), 3.70 (1H, dd, $J=6.0, 11.0$ Hz), 3.47 (1H, s), 3.42 (1H, dd, $J=9.0, 11.0$ Hz), 2.73 (1H, br), 2.53-2.30 (5H, ser.m.), 1.94-1.17 (16H, ser.m.)</p>

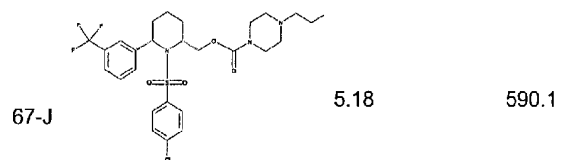
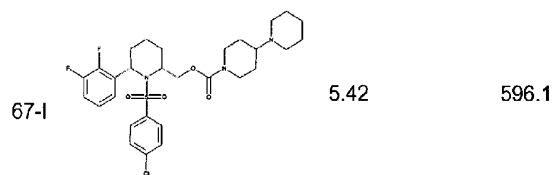
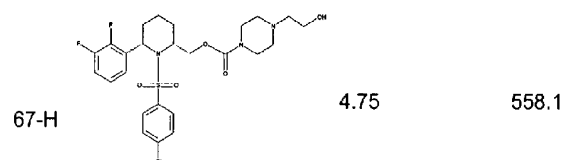
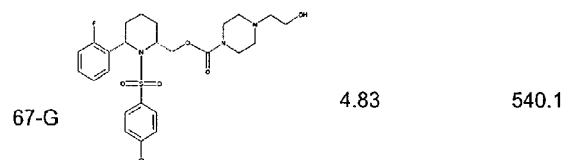
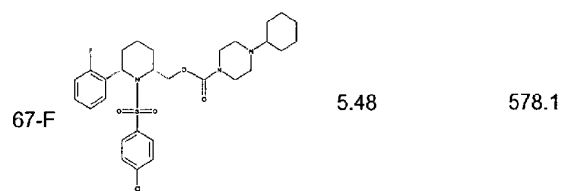
57		<p>1H NMR (CDCl₃ 300 MHz) δ7.84 (2H, d, $J=8$ Hz), 7.59-7.50 (4H, m), 7.34-7.26 (3H, ser.m.), 5.23 (0.5H, br), 5.12 (0.5H, br), 4.59 (0.5H, br), 4.47-4.32 (1H, m), 4.11 (0.5H, br), 3.71 (1H, d, $J=10.2$ Hz), 3.43 (2H, t, $J=10.5$ Hz), 3.24 (1H, br)</p>
58		<p>1H NMR (CDCl₃ 300 MHz) δ7.83 (2H, d, $J=8$ Hz), 7.63-7.53 (4H, ser.m.), 7.38-7.27 (3H, ser.m.), 5.18 (1H, m), 4.44 (1H, m), 3.86-3.62 (3H, ser.m.), 3.56-3.30 (2H, ser.m.), 3.00 (3H, s), 2.78 (3H, s), 2.73 (3H, s)</p>
61		<p>1H NMR (CDCl₃ 300 MHz) δ7.84 (2H, d, $J=8.7$ Hz), 7.56-7.51 (4H, ser.m), 7.38 (2H, t, $J=7.3$ Hz), 7.29 (1H, d, $J=7.3$ Hz), 5.66 (1H, m), 5.20 (1H, d, $J=5.1$ Hz), 4.35 (1H, m), 3.70 (1H, dd, $J=11.2, 7.0$ Hz), 3.45-3.0 (3H, ser.m), 3.27-2.96 (5H, ser.m), 2.30 (1H, d, $J=14.0$ Hz), 2.04-1.2 (12H, ser.m)</p>

64		<p>¹H NMR (CDCl₃ 300 MHz) δ 7.78 (2H, d, $J=8.5$ Hz), 7.47 (2H, d, $J=8.5$ Hz), 4.29- 4.08 (5H, ser.m.), 3.68 (1H, m), 2.76 (2H, m), 2.5-2.35 (5H, ser.m.), 2.10 (1H, d, $J=12.6$ Hz), 1.85-0.77 (26H, ser.m.)</p>
67		<p>¹H NMR (CDCl₃ 300 MHz) δ 7.85 (2H, d), 7.57-7.50 (4H, ser.m.), 7.37-7.24 (3H, ser.m.), 5.24 (1H, d, $J=4.5$ Hz), 4.35 (1H, m), 3.72 (1H, dd, $J=11.0, 6.0$ Hz), 3.64 (2H, t, $J=5.2$ Hz), 3.60-3.45 (4H, ser.m.), 3.43 (1H, dd, $J=11.0, 9.3$ Hz), 2.61-2.46 (6H, ser.m.), 2.35 (1H, d, $J=14.3$ Hz), 1.73-1.18 (6H, ser.m.)</p>

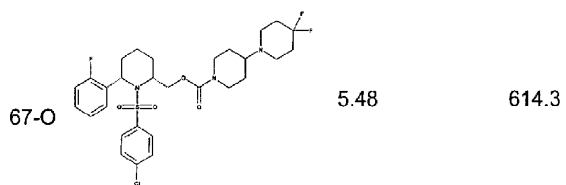
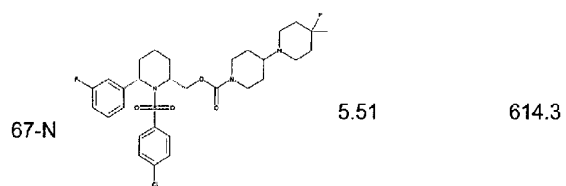
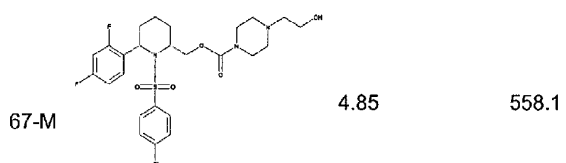
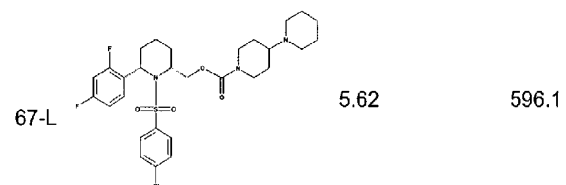
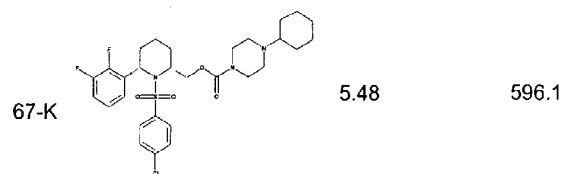
Also prepared were the following compounds:

Compound No.	Structure	Retention Time (minutes)	Observed Mass
67-A	 <p>[α]_D²⁰ = +51.40</p>	5.38	578.1

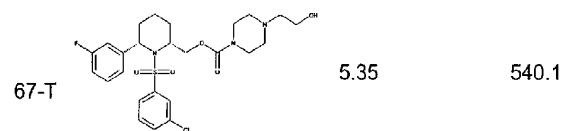
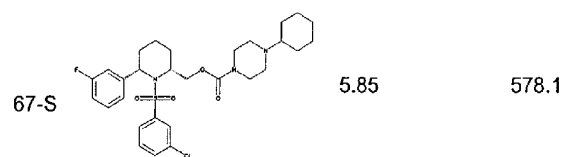
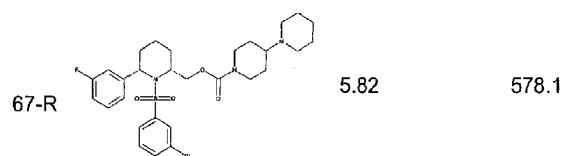
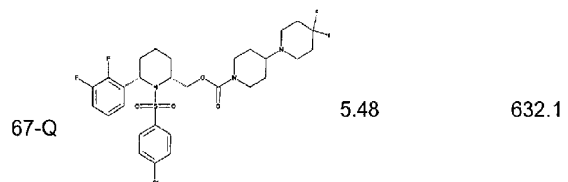
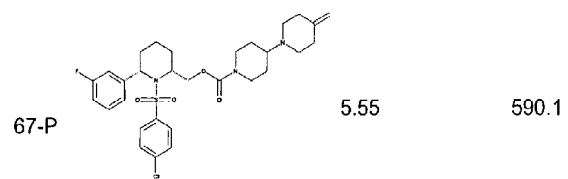




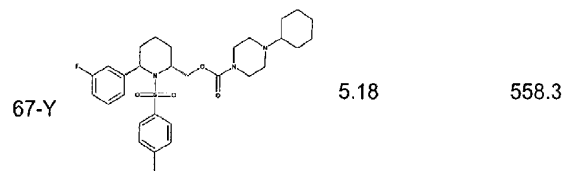
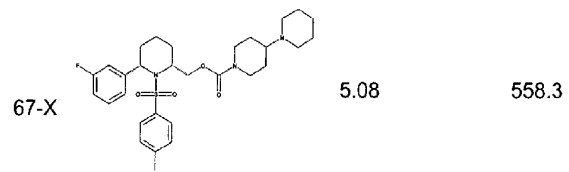
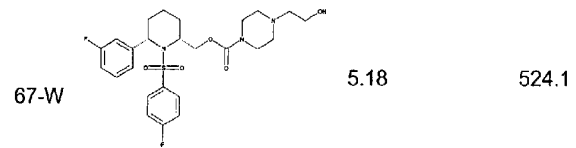
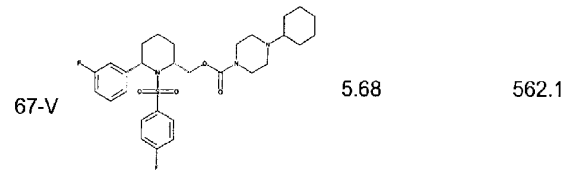
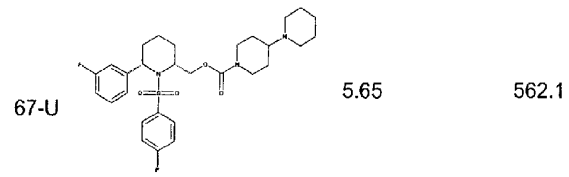
- 64 -



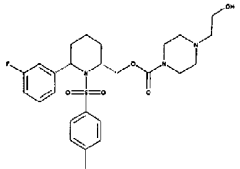
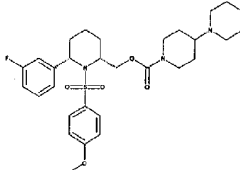
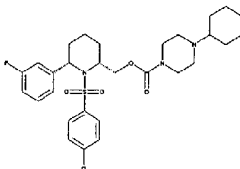
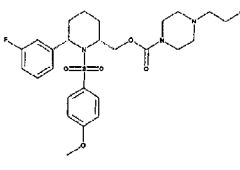
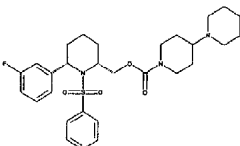
- 65 -



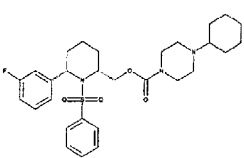
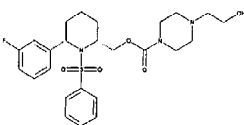
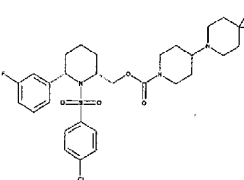
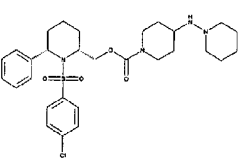
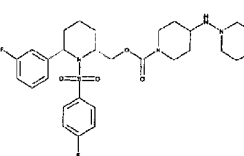
- 66 -

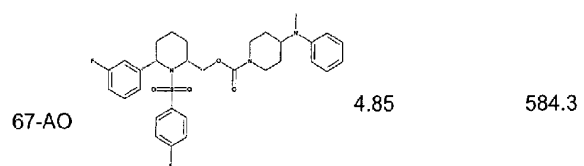
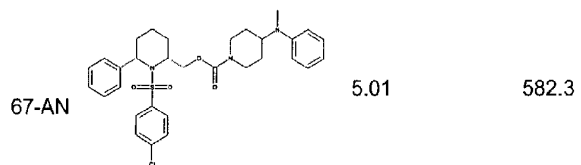
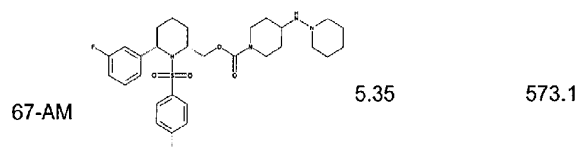
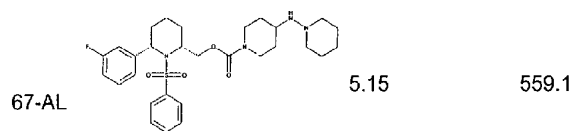
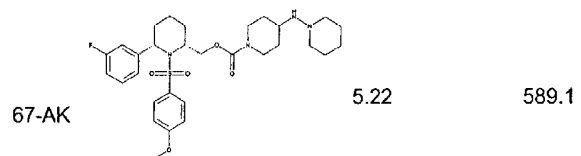
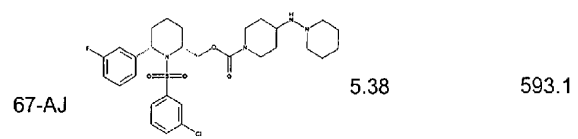


- 67 -

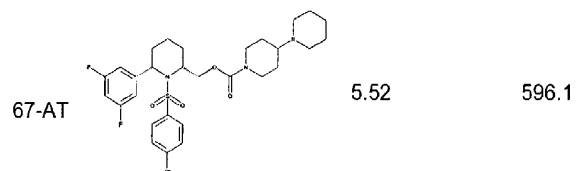
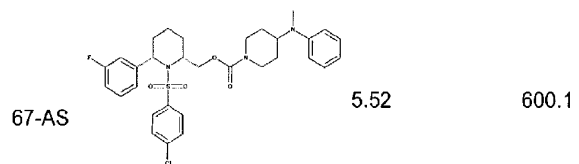
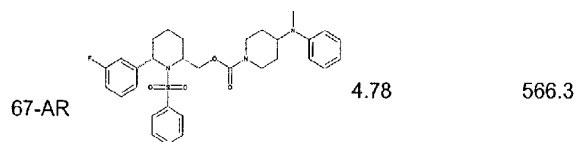
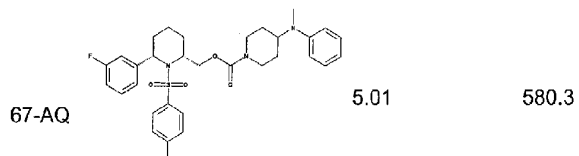
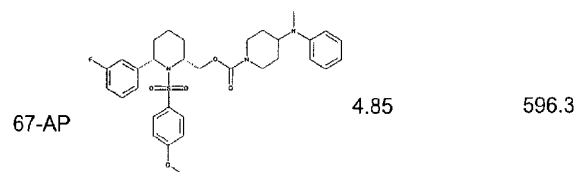
67-Z		4.38	520.3
67-AA		5.32	574.1
67-AB		5.55	574.1
67-AC		4.68	536.1
67-AD		5.25	544.1

- 68 -

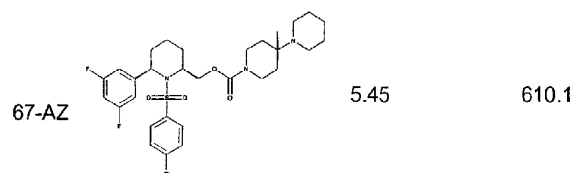
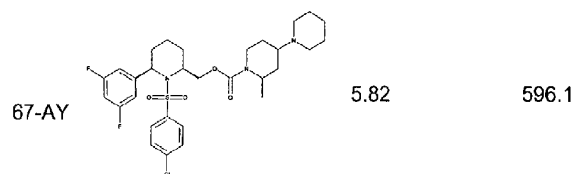
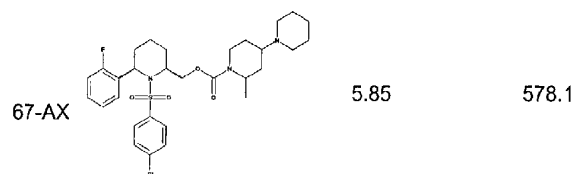
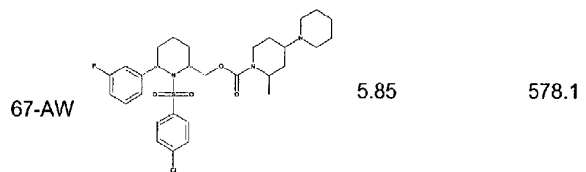
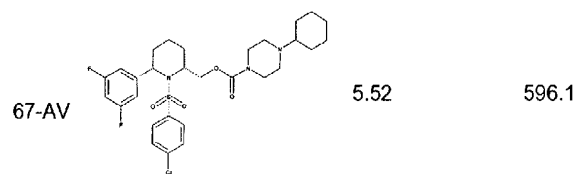
67-AE		5.55	544.1
67-AF		4.61	506.1
67-AG		5.65	608.1
67-AH		5.38	575.1
67-AI		5.25	577.1



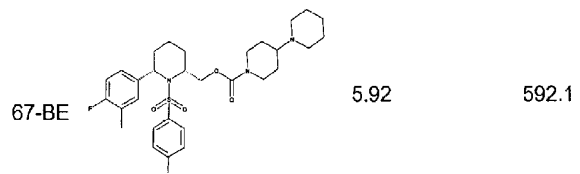
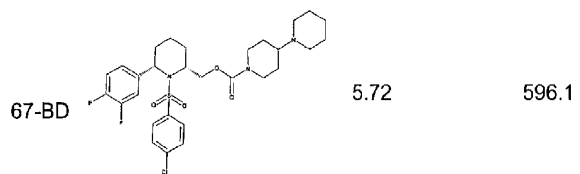
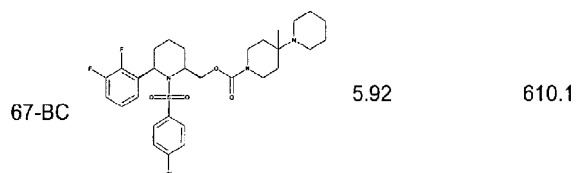
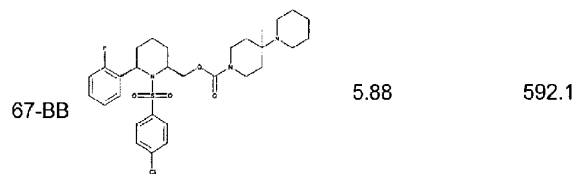
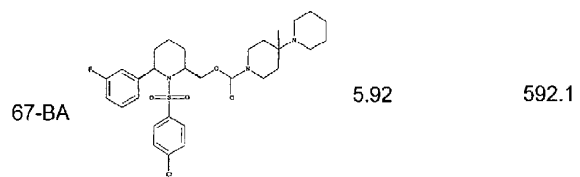
- 70 -



- 71 -



- 72 -

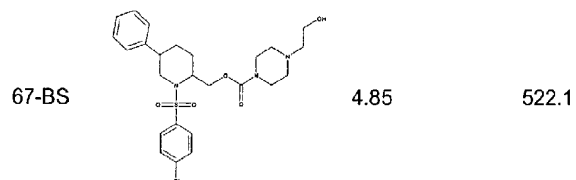
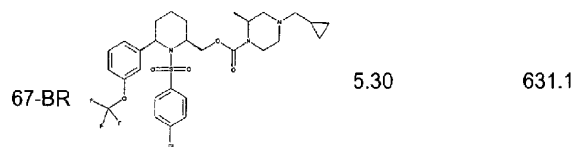


67-BF		5.78	596.1
67-BG		5.42	596.1
67-BH		5.35	639.0
67-BI		5.15	639.2
67-BJ		4.65	583.1
67-BK		5.22	611.1

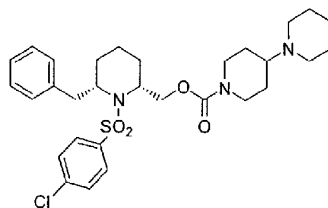
- 74 -

67-BL		5.00	596.1
67-BM		4.50	558.1
67-BN		5.30	596.1
67-BO		5.00	582.1
67-BP		5.50	644.2
67-BQ		5.00	606.1

- 75 -

**Example 68**

5

**Step 1**

10 (a) A solution of 1.00 g (4.29 mmol) of 2,6-dibromopyridine in a mixture of 20 mL of ether and 20 mL of THF was cooled to -78°C (becomes turbid due to partial precipitation). To this was added drop-wise 1.86 mL (4.29 mmol) of 2.3 M BuLi, and the reaction was stirred for 5 min.

15 (b) Benzaldehyde (456 mg, 4.3 mmol) was added drop-wise to the above mixture, and the reaction was stirred in the cold for 15 min, quenched with saturated NaHCO_3 , extracted with ethyl acetate, dried, concentrated. The residue was purified by chromatography using a gradient of 10-30% of ethyl acetate in hexane as solvent to give 0.85 g of oily product.

- 76 -

(c) A mixture of the above product, 5 ml of triethylsilane, 5 mL of TFA and 5 mL of DCM was heated at reflux over a period of 36 h. After evaporating most of the volatiles, the residue was redissolved in DCM, washed with 1M NaOH, dried, concentrated, and purified by chromatography using 5% ethyl acetate in hexanes.

5 Obtained 0.55 g of the product.

Step 2

The product of step 1 was converted to the target compound using conditions described in Example 53, Preparations A and C. ¹H NMR (CDCl₃ 300 MHz) δ 7.75 (2H, d, *J*=8.8 Hz), 7.44 (2H, d, *J*=8.8 Hz), 7.33-7.19 (5H, ser.m.), 4.42-4.22 (4H, ser.m.), 4.14 (1H, m), 3.98 (1H, m), 3.09 (1H, dd, *J*=12.0, 2.7 Hz), 2.90 (1H, t, *J*=12.0 Hz), 2.78 (2H, br), 2.51-2.37 (5H, ser.m.), 1.84-1.27 (16H, ser.m.); MS (ES) *m/e* 574.1 (M+H)⁺.

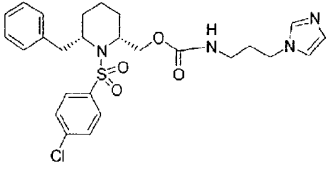
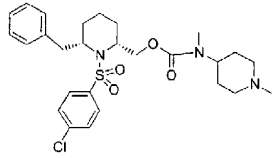
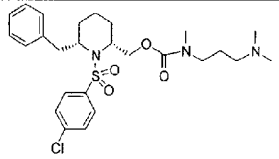
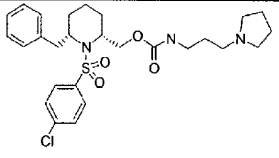
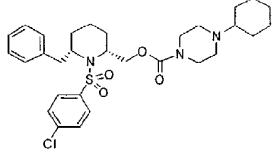
10

Following procedures similar to Example 68 the compounds in Table 6 were prepared.

15

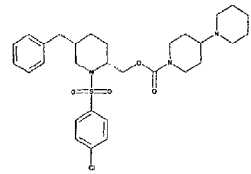
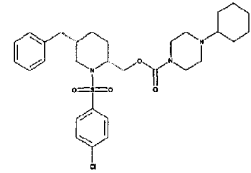
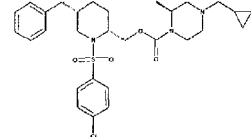
- 77 -

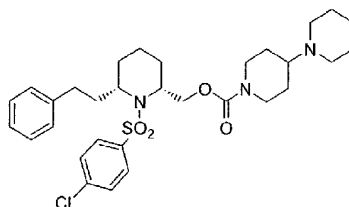
TABLE 6

EX No.	COMPOUND	Mass Spec
69		531.1
71		534.1
72		522.1
73		534.1
74		574.1

- 78 -

Also prepared were the following compounds:

	Retention Time (minutes)	Observed Mass	
	5.35	574.3	628326
	5.38	574.3	628327
	5.05	560.3	629247

Example 75**5 Step 1**

To a solution of 5.0 g (21.4 mmol) of 2,6-dibromopyridine in 50.0 mL of DCM was added 5.6 mL (40 mmol) of triethylamine, 701 mg (1 mmol) of Pd(PPh₃)₄Cl₂, 95 mg (0.5 mmol) of CuI, and a mixture of phenylacetylene in 20.0 mL of DCM. The dark mixture was stirred overnight, washed with concentrated ammonium hydroxide, dried, concentrated, and chromatographed. Fractions containing the desired product of mono-substitution of bromine were identified by MS (*m/z*=258.1), yield 2.41 g.

15 Step 2

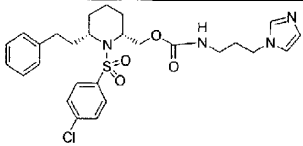
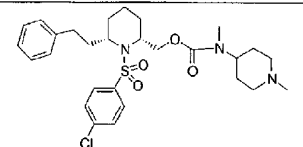
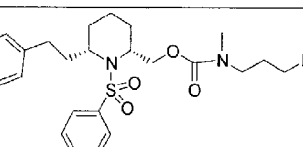
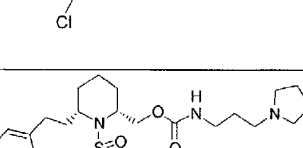
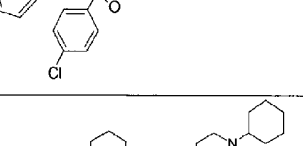
The product of step 1 was converted to the target compound using conditions described in Example 53, Preparations A and C. ¹H NMR (CDCl₃ 300 MHz) δ 7.73 (2H, d, *J*=8.8 Hz), 7.45 (2H, d, *J*=8.8 Hz), 7.31-7.16 (5H, ser.m.), 4.30 (4H, m), 4.13 (1H, m), 3.97 (1H, m), 2.73 (4H, m), 2.42 (5H, m), 2.04 (1H, m), 1.78-1.15 (17H, ser.m.); MS (ES) *m/e* 588.1 (M+H)⁺.

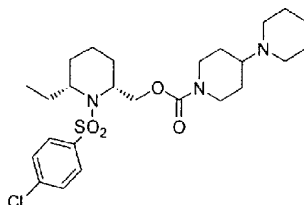
Following procedures similar to those of Example 75 the compounds in Table 7 were prepared.

20

- 80 -

TABLE 7

EX No.	COMPOUND	Mass Spec
76		545.1
78		548.1
79		536.1
80		548.1
81		588.1

Example 82**5 Step 1**

To a solution of 5.0 g (21.2 mmol) of 2,6-dibromopyridine in THF at -78°C was added 9.2 mL (21 mmol) of 2.3 M solution of n-BuLi in hexanes, followed by 2.3 mL (30 mmol) of DMF. The mixture was stirred for 45 min in the cold, quenched with saturated NaHCO_3 , extracted with ethyl acetate and the product purified by column chromatography (3% ethyl acetate in hexanes) to furnish 1.13 g of 2-bromo-6-formylpyridine.

10 Step 2

(a) A mixture containing 750 mg (4.05 mmol) of product of step 1, 1.41 g (4.46 mmol) of vinyltributyltin, 231 mg (0.2 mmol) of $\text{Pd}(\text{PPh}_3)_4$, and 5.0 mL of DMF was heated for 12 h at 90°C . The volatiles were evaporated, and the residue purified by chromatography (3-5% ethyl acetate in hexanes) to furnish 360 mg of 2-formyl-6-vinylpyridine.

(b) The above product was hydrogenated at 50 psi over catalytic PtO_2 using 1:3 mixture of AcOH and MeOH as solvent to furnish 87 mg of reduced product

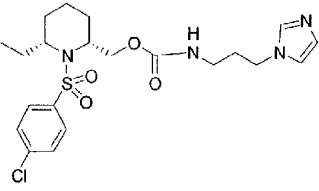
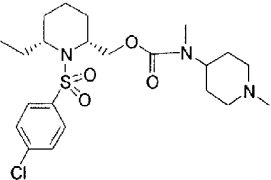
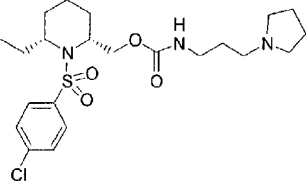
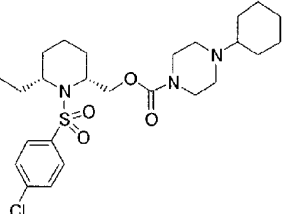
20 Step 3

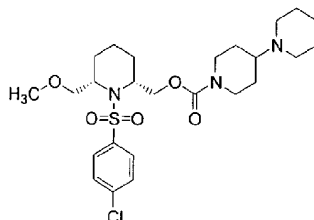
The product of step 2 was converted to the target compound using conditions described in Example 53, Preparations C. ^1H NMR (CDCl_3 300 MHz) δ 7.77 (2H, d, $J=8$ Hz), 7.47 (2H, d, $J=8$ Hz), 4.29-4.22 (4H, ser.m.), 4.05 (1H, m), 3.79 (1H, m), 2.77 (2H, br), 2.50-2.37 (5H, ser.m.), 1.83-1.70 (6H, ser.m.), 1.62-1.10 (12H, ser.m.), 0.96 (3H, t, $J=7.3$ Hz); MS (ES) m/e 512.1 ($\text{M}+\text{H}$)⁺.

Following procedures similar to those of Example 82 the compounds in Table 8 were prepared.

- 82 -

TABLE 8

EX No.	COMPOUND	Mass Spec
83		469.1
85		472.1
86		472.1
87		512.1

Example 88**Step 1**

- 5 To a solution of 2,6-pyridinedicarboxylate methyl ester (19.52 g; 100 mmol) in ice-cooled anhydrous methanol (300 ml) is added sodium borohydride (3.03 g; 80 mmol) portion-wise then the reaction is stirred 30 min at room temperature. Another 1.0 g of sodium borohydride is added to the mixture and the reaction is stirred an additional 30 minutes. After concentration, the crude is diluted with water and CH₂Cl₂
- 10 and extracted with CH₂Cl₂. Combined organic layers are dried over Na₂SO₄, concentrated, and the residue is subjected to flash-chromatography over silica gel (eluting CH₂Cl₂/MeOH 95:5) to give 11.09 g (66%) of alcohol, as a white solid.

Step 2

- 15 To a solution of alcohol (9.00 g; 53.8 mmol) in anhydrous THF (200 mL) at 0 C is added NaH 60% in mineral oil (2.60 g; 64.6 mmol) followed by dimethylsulfate (6.60 ml; 70 mmol) and the reaction is stirred 2 h at 35 C. After concentration, the crude is diluted with water and extracted with CH₂Cl₂. Combined organic layers are dried over Na₂SO₄, concentrated, and the residue is subjected to flash-chromatography over silica gel (eluting CH₂Cl₂/MeOH 95:5). The purified product is
- 20 dissolved in CH₂Cl₂/MeOH, treated with an excess of 1 N HCl in Et₂O and concentrated to provide 11.5 g (98%) of pyridine intermediate, as a hydrochloride salt.

Step 3

- A mixture of pyridine intermediate (11.50 g; 52.8 mmol) and platinum (IV) oxide (1 g) in ethanol is hydrogenated 16 h at 40 psi, filtered over Celite and concentrated
- 25 to provide 11.60 g of crude piperidine amine, as a white solid.

Step 4

- To a suspension of piperidine amine (11.60 g; 52.1 mmol) in anhydrous THF (50 ml) at 0 C is slowly added lithium aluminum hydride 1 N in THF (200 ml; 200

- 84 -

mmol), then the reaction is allowed to warm to room temperature and stirred an additional 1 h. The reaction is quenched with an excess of AcOEt, diluted with 0.5 N aqueous NaOH solution, and extracted with AcOEt and CH₂Cl₂. Combined organic layers are dried over Na₂SO₄ and concentrated to provide 8.3 g of crude piperidine alcohol, as an oil.

Step 5

A solution of piperidine alcohol (8.3 g; 52.1 mmol), tert-butyldimethylsilyl chloride (8.6 g; 57.3 mmol) and triethylamine (8.7 ml; 62.5 mmol) in anhydrous 1,2-dichloroethane (100 ml) is stirred 16 h at 60 C. The reaction mixture is diluted with 0.5 N aqueous NaOH solution and extracted with CH₂Cl₂. Combined organic layers are dried over Na₂SO₄, concentrated, and the residue is subjected to flash-chromatography over silica gel (eluting CH₂Cl₂/AcOEt 95:5 to 70:30) to provide 5.0 g (35%) of O-protected piperidine, as an oil.

Step 6

A solution of O-protected piperidine (2.50 g; 9.14 mmol), 4-chlorobenzenesulfonyl chloride (2.90 g; 13.7 mmol) and triethylamine (1.53 ml; 11 mmol) in anhydrous 1,2-dichloroethane (25 ml) is stirred 3 h at 60 C then overnight at room temperature. The reaction mixture is diluted with 0.5 N aqueous NaOH solution and extracted with CH₂Cl₂. Combined organic layers are dried over Na₂SO₄, concentrated, and the residue is subjected to flash-chromatography over silica gel (eluting CH₂Cl₂) to provide 3.72 g (90%) of O-protected sulfonamide, as an oil.

Step 7

To a solution of O-protected sulfonamide (3.70 g; 8.3 mmol) in anhydrous THF (50 ml) is added TBAF 1 N in THF (16.6 ml; 16.6 mmol) and the reaction is stirred overnight at room temperature. After concentration, the crude is diluted with 5% NaHCO₃ aqueous solution and extracted with CH₂Cl₂. Combined organic layers are dried over Na₂SO₄, concentrated, and the residue is subjected to flash-chromatography over silica gel (eluting CH₂Cl₂) to give 2.50 g (93%) of sulfonamide alcohol, as an oil: ¹H-NMR (300 MHz, CDCl₃) δ 7.79 (d, J = 8.8 Hz, 2H), 7.47 (d, J = 8.8 Hz, 2H), 4.24 (m, 1H), 4.09 (m, 1H), 3.40-3.70 (m, 4H), 3.37 (s, 3H), 1.40-1.70 (m, 3H), 1.20-1.40 (m, 3H); HRMS (MH⁺) 334.0883.

Step 8

- 85 -

To a solution of sulfonamide alcohol (2.50 g; 7.50 mmol) and p-nitrophenyl chloroformate (1.70 g; 8.25 mmol) in anhydrous THF (30 ml) is slowly added triethylamine (1.20 ml; 8.25 mmol) and the reaction is stirred overnight at room temperature. After concentration, the residue is subjected to flash-chromatography over silica gel (eluting Hexanes/AcOEt 90:10) to give 3.70 g (99%) of sulfonamide p-nitrophenylcarbonate, as a foam.

Step 9

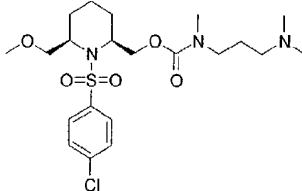
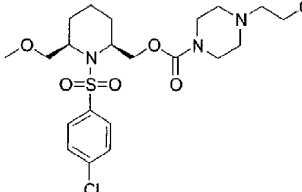
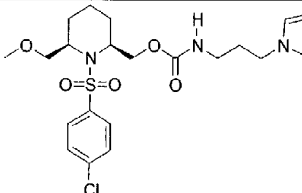
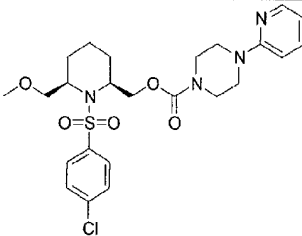
A solution of sulfonamide p-nitrophenylcarbonate (50 mg; 0.10 mmol) and 4-piperidinopiperidine (84 mg; 0.50 mmol) in 1,2-dichloroethane (1 ml) is stirred overnight at room temperature. The reaction mixture is diluted with 0.5 N aqueous NaOH solution and CH₂Cl₂ and the organic layer is directly subjected to preparative chromatography over silica gel (eluting CH₂Cl₂) then treated with dry 1 N HCl in Et₂O to provide 7 mg of product: ¹H-NMR (300 MHz, CDCl₃) δ 7.76 (d, J = 8.8 Hz, 2H), 7.46 (d, J = 8.8 Hz, 2H), 4.15-4.35 (m, 4H), 3.85-4.00 (m, 2H), 3.40-3.55 (m, 3H), 3.34 (s, 3H), 2.65-2.90 (m, 2H), 2.10-2.60 (m, 6H), 1.80-1.90 (br d, 2H), 1.00-1.80 (m, 12H); HRMS (MH⁺) 528.2305.

Following the procedures similar to those in Example 88 the compounds in Table 9 were prepared.

20

- 86 -

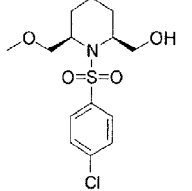
Table 9

EX No.	COMPOUND	High Res. Mass Spec
89		476.1985
90		490.1776
91		485.1630
92		523.1792

93	 <chem>COCN(CCS(=O)(=O)c1ccc(Cl)cc1)CCOC(=O)NCCO</chem>	460.1440
94	 <chem>COCN(CCS(=O)(=O)c1ccc(Cl)cc1)CCOC(=O)N(C)CCN(C)C</chem>	462.1656
95	 <chem>COCN(CCS(=O)(=O)c1ccc(Cl)cc1)CCOC(=O)NCCN1CCCC1</chem>	488.1989
96	 <chem>COCN(CCS(=O)(=O)c1ccc(Cl)cc1)CCOC(=O)NCCN1CCCCC1</chem>	528.2304
97	 <chem>COCN(CCS(=O)(=O)c1ccc(Cl)cc1)CN1CCCC1</chem>	431.1413

98	 <chem>COCN(CS(=O)(=O)c1ccc(Cl)cc1)CCOC(=O)NCCO</chem>	475.1661
99	 <chem>COCN(CS(=O)(=O)c1ccc(Cl)cc1)CCOC(=O)NCC</chem>	445.1568
101	 <chem>COCN(CS(=O)(=O)c1ccc(Cl)cc1)CCOC(=O)NCCc1ccccn1</chem>	496.1679
102	 <chem>COCN(CS(=O)(=O)c1ccc(Cl)cc1)CCOC(=O)N(C)CC1CCNC1</chem>	488.1986
103	 <chem>COCN(CS(=O)(=O)c1ccc(Cl)cc1)CCOC(=O)N(C)CC1CCNCC1</chem>	460.1677

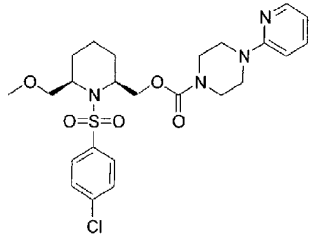
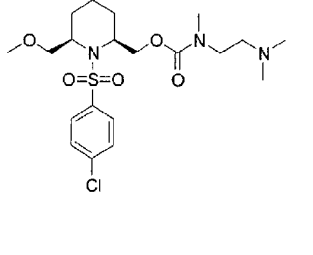
- 89 -

104		334.0883
-----	---	----------

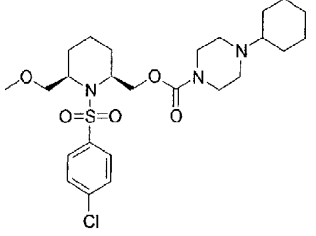
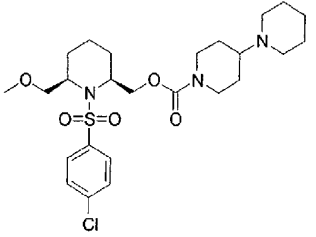
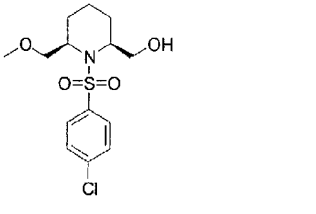
NMR data for compounds in Table 9 is given in Table 10.

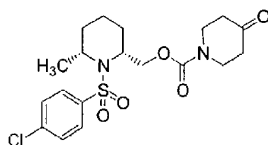
5

TABLE 10

EX No.	COMPOUND	NMR (δ)
92		8.19 (d, J = 3.9 Hz, 1H), 7.77 (d, J = 8.8 Hz, 2H), 7.40-7.55 (m, 3H), 6.60-6.75 (m, 2H), 4.20-4.35 (m, 2H), 3.95-4.05 (m, 2H), 3.40-3.75 (m, 10H), 3.35 (s, 3H), 1.50-1.80 (m, 3H), 1.05-1.40 (m, 3H)
94		7.78 (d, J = 8.8 Hz, 2H), 7.46 (d, J = 8.8 Hz, 2H), 4.15-4.35 (m, 2H), 3.90-4.05 (m, 2H), 3.35-3.60 (m, 4H), 3.35 (s, 3H), 2.96 (s, 3H), 2.45-2.60 (m, 2H), 2.31 (s, 3H), 2.28 (s, 3H), 1.45-1.80 (m, 3H), 1.20-1.40 (m, 2H), 1.13 (m, 1H)

- 90 -

96		7.76 (d, J = 8.8 Hz, 2H), 7.46 (d, J = 8.8 Hz, 2H), 4.15-4.35 (m, 2H), 3.90-4.00 (m, 2H), 3.40-3.60 (m, 6H), 3.34 (s, 3H), 2.45-2.65 (m, 4H), 2.29 (m, 1H), 1.45-1.90 (m, 6H), 1.00-1.40 (m, 10H)
100		7.76 (d, J = 8.8 Hz, 2H), 7.46 (d, J = 8.8 Hz, 2H), 4.15-4.35 (m, 4H), 3.85-4.00 (m, 2H), 3.40-3.55 (m, 3H), 3.34 (s, 3H), 2.65-2.90 (m, 2H), 2.10-2.60 (m, 6H), 1.80-1.90 (br d, 2H), 1.00-1.80 (m, 12H)
104		7.79 (d, J = 8.8 Hz, 2H), 7.47 (d, J = 8.8 Hz, 2H), 4.24 (m, 1H), 4.09 (m, 1H), 3.40-3.70 (m, 4H), 3.37 (s, 3H), 1.40-1.70 (m, 3H), 1.20-1.40 (m, 3H)

Example 105**Preparation A**

5

Step 1

Treat the 4-nitrophenylcarbonate product of Example 1, step 4-a (1.26 g) in methanol (50 mL) with 1,4-dioxo-8-azaspiro[4.5]decane (0.76 mL) and stir the resulting mixture at room temperature for 66 h. Concentrate the reaction mixture *in*

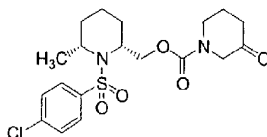
10

- 91 -

vacuo and partition the residue between ethyl acetate / 10% sodium hydroxide solution. Extract the ethyl acetate (EtOAc) solution with water, and then brine. Concentrate the dried (MgSO₄) EtOAc solution *in vacuo* to give a pale yellow oil (1.26 g). Chromatograph this oil on silica gel plates (8, 1000 μ) using EtOAc:hexane 1:3 as eluant (two elutions) to give the title compound, as a colorless oil (1.11 g).

Step 2

To the product of step 1 (1.10 g) in dichloromethane (20 mL), add 40% trifluoroacetic acid (TFA) in water (8 mL), and stir the resulting mixture for 4 hr. Add additional 40% TFA in water (6 mL). After 2 h, add 40% TFA in water (3 mL). Stir the resulting mixture at room temperature for 18 hr. Separate the reaction mixture. Partition the dichloromethane solution water and then sodium bicarbonate solution. Concentrate the dried (MgSO₄) dichloromethane solution *in vacuo* to give a colorless foam. Chromatograph this foam on silica gel plates (8, 1000 μ) using EtOAc:hexane 1:3 as eluant to give the title compound (0.80 g).

Preparation B**Step 1**

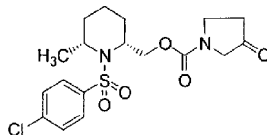
Treat the 4-nitrophenylcarbonate product of Example 1, step 4-a (0.100 g) in methanol (55 mL) with 3-hydroxypiperidine (0.060 g, liberated from the hydrochloride salt) and stir the resulting mixture at room temperature for 24 h. Concentrate the reaction mixture *in vacuo* and partition the residue between ethyl acetate / 10% sodium hydroxide solution. Extract the ethyl acetate (EtOAc) solution with water, and then brine. Concentrate the dried (MgSO₄) EtOAc solution *in vacuo* to give the title compound, as a colorless oil (0.10 g).

Step 2

Treat the product from step 1, in acetone (5 mL) with Jones Reagent (0.40 mL) for 40 min at room temperature. Quench the reaction mixture with MeOH (2 mL), filter, and dilute with dichloromethane. Extract the organic mixture with brine. Concentrate the dried (MgSO₄) solution *in vacuo* to a residue (0.070 g). Chromatograph this

- 92 -

residue on silica gel plates (1, 1000 μ) using EtOAc:hexane 1:3 as eluant to give the title compound (0.040 g).

Preparation C

5

Follow essentially the same procedure as Preparation B, except start with 3-hydroxypyrrolidine (0.060 g) to give the title compound (0.030 g).

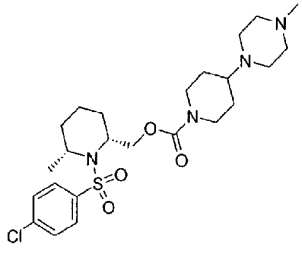
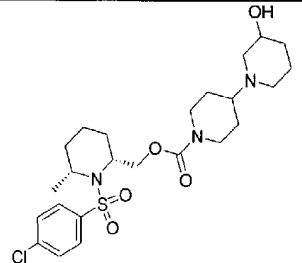
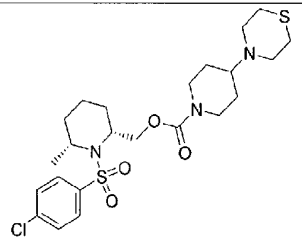
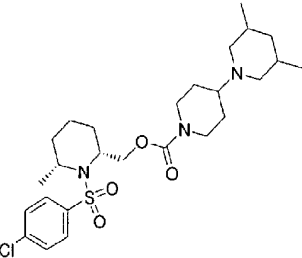
Preparation D

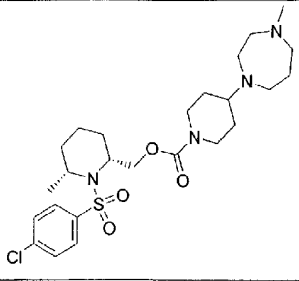
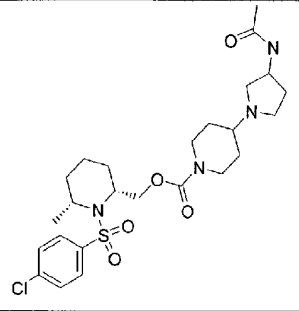
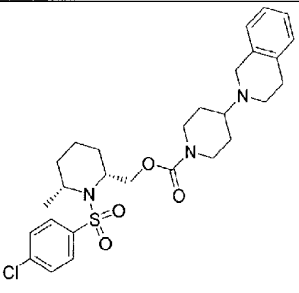
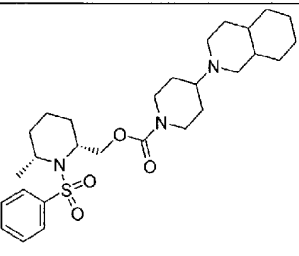
10 Following the procedure described below, the compounds in Table 11 are prepared from the appropriate ketones and amines. The ketones and amines used will be apparent to those skilled in the art from the compounds in Table 11.

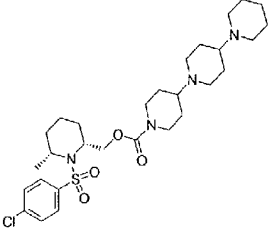
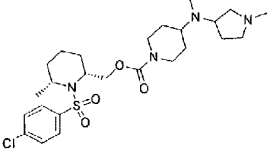
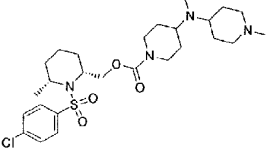
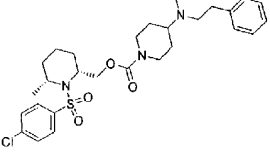
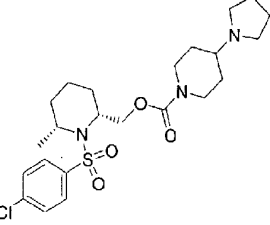
Using Bohdan Miniblocks (6 mL cartridge), dispense ketones from Preparation A, B or C (0.010 g) in MeOH:AcOH 9:1 (1 mL). Add amines (1.2 equiv) followed by MP-cyanoborohydride resin (~2 equiv, 20 to 30 mg., 2.37 mmol/g, Argonaut). Shake the resulting mixture at room temperature for 20 hr. Add PS-isocyanate resin (50 – 60 mg, 4 equiv. 1.44 mmol/1 g, Argonaut). After 4h, add additional PS-isocyanate resin (90-100 mg) and leave shaking overnight. Filter from Bohdan block to block and wash the residue with MeOH (1 mL). Add MP-TsOH resin (~4 equiv., 1.46 mmol/mg, Argonaut) to filtrate followed by dichloroethane (1 mL). Shake for 2-4 hr. Drain and wash with MeOH (1 mL, 3 times). Add 2M NH₃/MeOH (1.5 mL), shake for 30 min. Drain into vials. Add 2M NH₃/MeOH (2 mL) and shake for 10 min. and drain. Remove the solvent in to give the products in Table 11.

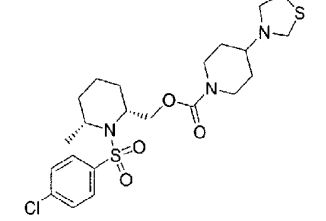
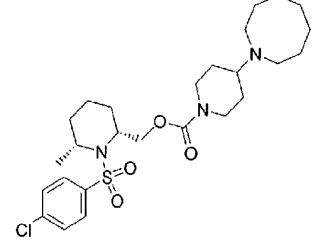
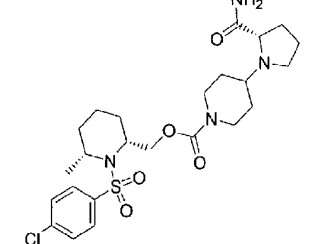
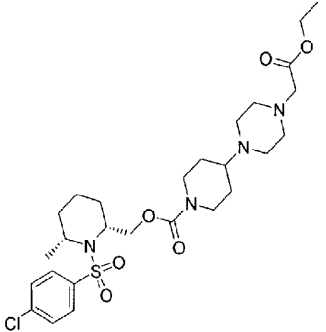
15

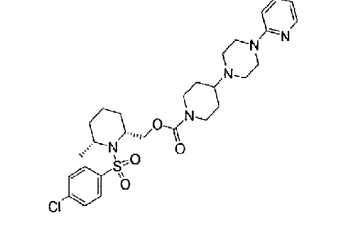
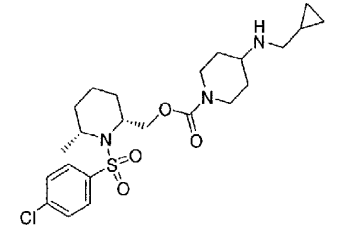
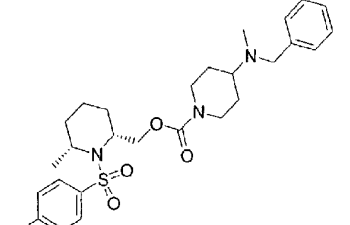
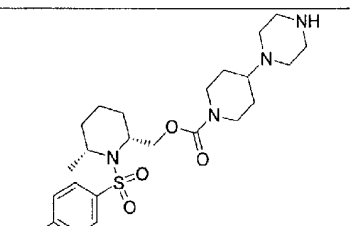
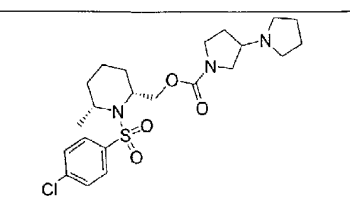
20

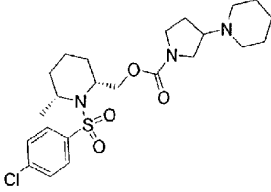
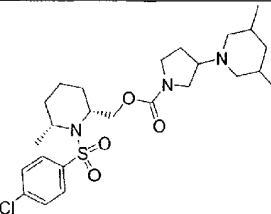
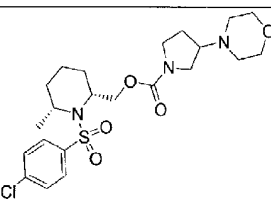
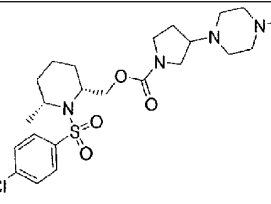
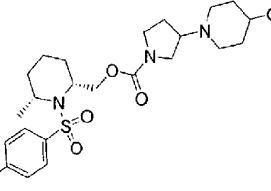
110		513
111		514
112		516
113		526

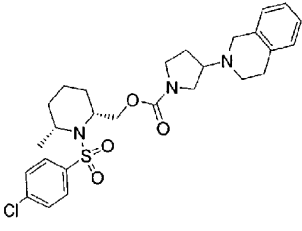
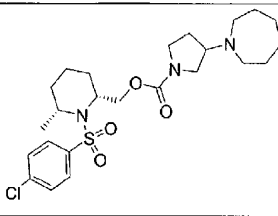
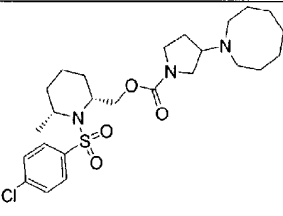
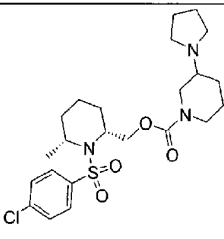
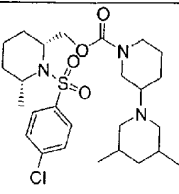
114		527
115		541
116		546
117		552

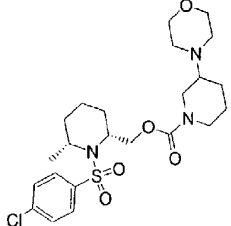
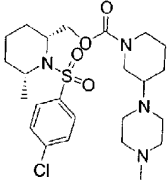
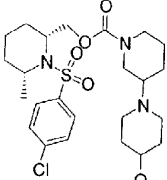
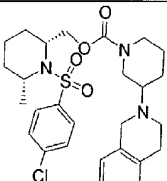
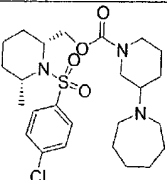
118		581
119		527
120		541
121		548
122		484

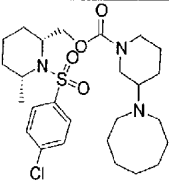
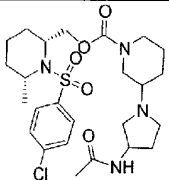
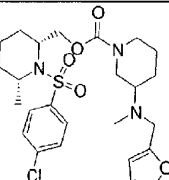
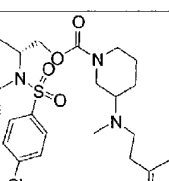
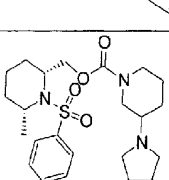
123		502
124		526
125		527
126		585

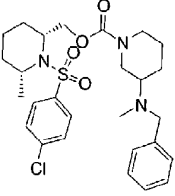
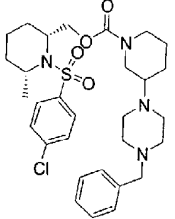
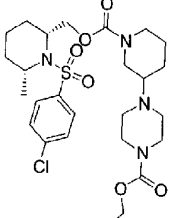
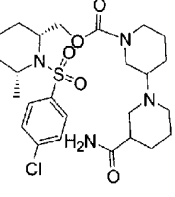
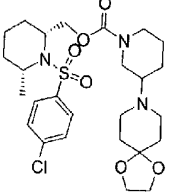
127		576
128		484
129		534
130		498
131		470

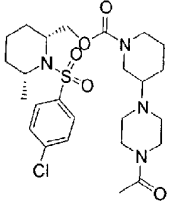
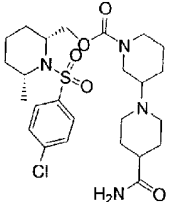
132		484
133		512
134		486
135		499
136		500

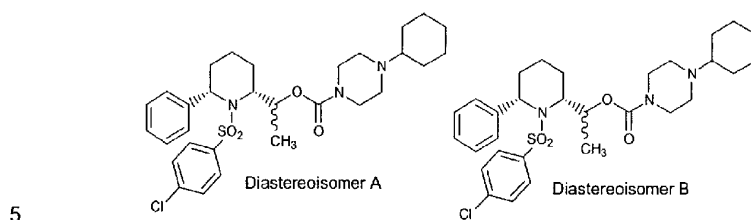
137		532
138		498
139		512
140		464
141		526

142		500
143		513
144		514
145		546
146		512

147		526
148		541
149		524
150		548
151		532

152		534
153		589
154		571
155		541
156		556

157		541
158		541

Example 159**Step 1**

To a solution of the 1-(4-chloro-benzenesulfonyl)-6-phenyl-piperidin-2-yl-methanol prepared according to Example 53 Preparation C Step 1 (300 mg; 0.82 mmol) in DCM (8 ml) was added Dess-Martin periodinane (850 mg; 2.0 mmol) followed by sodium bicarbonate (100 mg) and two drops of water. The mixture was stirred overnight at room temperature, then quenched with Et₂O (20 mL), saturated NaHCO₃ and sodium thiosulfite (2.0 g) for 20 minutes. The reaction was extracted with Et₂O, dried over Na₂SO₄ and concentrated to provide 232 mg (78%) of 1-(4-chloro-benzenesulfonyl)-6-phenyl-piperidine-2-carbaldehyde as an oil.

Step 2

- 105 -

To a solution of the product of step 1 (232 mg; 0.64 mmol) in THF (6 mL) at 0°C was added methyl magnesium bromide solution 3 N in Et₂O (0.27 mL; 0.83 mmol) and the reaction was allowed to warm to room temperature for 1 h. The mixture was poured into saturated ammonium chloride, extracted with DCM, and dried over Na₂SO₄. After concentration of the solvents, the residue was purified by chromatography over silica gel (eluting Hexanes/EtOAc 8:2) to give 240 mg (100%) of 1-[1-(4-chloro-benzenesulfonyl)-6-phenyl-piperidin-2-yl]-ethanol as a ca 4.5:1 mixture of diastereoisomers.

Step 3

The product of Step 2 was converted to the title compounds according to Step 4 of Example 1, using N-cyclohexylpiperazine at the last stage as the amine. The diastereoisomers were separated at the last stage by chromatography on silica gel (eluting Hexanes/EtOAc 8:2) to provide, in order of elution:

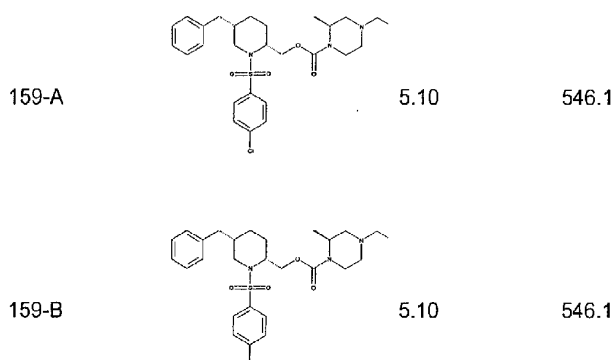
(i) Diastereoisomer A: ¹H-NMR (300 MHz, CDCl₃) δ 7.86 (d, J = 6.0 Hz, 2H), 7.60 (d, J = 6.0 Hz, 2H), 7.53 (d, J = 6.0 Hz, 2H), 7.30-7.45 (m, 2H), 7.20-7.30 (m, 1H), 5.25 (d, J = 4.5 Hz, 2H), 4.35-4.50 (m, 1H), 3.90-4.00 (m, 1H), 3.20-3.50 (m, 4H), 2.15-2.60 (m, 5H), 1.70-2.05 (m, 5H), 1.50-1.65 (m, 2H), 1.00-1.45 (m, 9H), 0.99 (d, J = 4.5 Hz, 2H); HRMS (MH⁺) 574.2500.

(ii) Diastereoisomer B: ¹H-NMR (300 MHz, CDCl₃) δ 7.84 (d, J = 6.0 Hz, 2H), 7.45-7.60 (m, 4H), 7.25-7.40 (m, 3H), 5.23 (m, 1H), 4.30-4.45 (m, 1H), 4.05-4.20 (m, 1H), 3.30-3.70 (m, 4H), 2.20-2.70 (m, 5H), 1.75-2.00 (m, 5H), 1.05-1.70 (m, 14H); HRMS (MH⁺) 574.2512.

Some compounds prepared are shown below:

Compound No.	Structure	Retention Time (minutes)	Observed Mass
--------------	-----------	--------------------------	---------------

- 106 -



Preparations **P-1** to **P-4** describe preparation of intermediates used in several procedures.

Preparation P-1: Preparation of 4-[1-(4,4-ethylenedioxy)piperidino]piperidine:

5 **Step 1:**

A solution of 1-tert-butoxycarbonyl-4-piperidone (3.98 g, 20 mmol), 4-piperidoneethyleneketal (3.15 g, 22 mmol), sodium triacetoxymethylborohydride (4.66 g, 22 mmol), sodium sulfate (15 g) and acetic acid (300 μ L) in DCE (15 mL) was stirred 2 days at RT. The solution was quenched with an excess of MeOH for 15 min then

10 treated with diluted NaOH and extracted with DCM and AcOEt. The combined organic layers were dried over Na₂SO₄ and concentrated, and the crude was purified by flash-chromatography over silica gel (eluting DCM/AcOEt 7:3 to 1:1) to afford 4.72 g (72%) of 1-tert-butoxycarbonyl-4-[1-(4,4-ethylenedioxy)piperidino]piperidine.

Step 2:

15 To 1-tert-butoxycarbonyl-4-[1-(4,4-ethylenedioxy)piperidino]piperidine (200 mg, 061 mmol) in DCM (10 mL) was added TFA (1.5 mL), and the reaction was stirred 1 h 30. The reaction was treated with 1 N NaOH until pH > 12 and extracted with DCM and AcOEt. The combined organic layers were dried over Na₂SO₄ and concentrated to provide 100 mg (75%) of 4-[1-(4,4-ethylenedioxy)piperidino]piperidine.

20 **Preparation P-2: Preparation of 4-[1-(4-methoxyiminopiperidino)]piperidine:**

Step 1:

- 107 -

To a solution of 4-piperidonemethoxime (150 mg, 1.17 mmol) in DCE (5 mL) was added 1-tert-butoxycarbonyl-4-piperidone (350 mg, 1.75 mmol) and the reaction was stirred 1 h at RT. Sodium triacetoxymethylborohydride (500 mg, 2.34 mmol) was added, followed by AcOH (20 μ l), and the reaction was stirred 2 days at RT. The solution was quenched with an excess of MeOH for 15 min then treated with 5% NaHCO₃ and extracted with DCM and AcOEt. The combined organic layers were dried over Na₂SO₄ and concentrated to provide 500 mg of crude 1-tert-butoxycarbonyl-4-[1-(4-methoxyiminopiperidino)]piperidine.

Step 2:

A solution of 1-tert-butoxycarbonyl-4-[1-(4-methoxyiminopiperidino)]piperidine (50 mg, 0.16 mmol) in DCM (2 mL) was treated with TFA (0.2 mL) and stirred at RT for 30 min. The reaction was concentrated, diluted with 1 N NaOH, and extracted with DCM and AcOEt. The combined organic layers were dried over Na₂SO₄ and concentrated to provide 50 mg (100%) of crude 4-[1-(4-methoxyiminopiperidino)]piperidine that could be used without purification in the next step.

Preparation P-3: Preparation of cis-3-methyl-4-(1-piperidino)piperidine:**Step 1:**

To a solution of 1-benzyl-3-methylpiperidone (5.0 g, 24.6 mmol) in DCE was added piperidine (2.6 ml, 27.06 mmol) followed by Ti(OiPr)₄ (8.8 ml, 29.52 mmol). The reaction was stirred at RT for 8 h, NaBH₃CN was added slowly and the mixture was then stirred 2 days at RT. The solution was quenched with an excess of MeOH for 15 min, treated with diluted NaOH, extracted with DCM and AcOEt, and the combined organic layers were dried over Na₂SO₄ and concentrated. Purification of a sample by flash-chromatography over silica gel (eluting hexanes/AcOEt 9:1 to 1:1) afforded 1.7 g of cis-1-benzyl-3-methyl-4-(1-piperidino)piperidine.

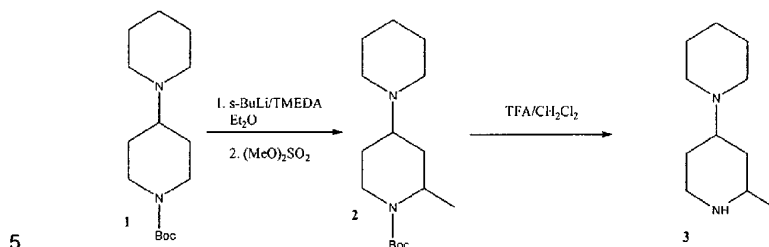
Step 2:

A solution of cis-1-benzyl-3-methyl-4-(1-piperidino)piperidine (1.7 g, 6.2 mmol), ammonium formate (6.3 g, 100 mmol) and palladium hydroxide on charcoal (1 g, 7.1 mmol) in MeOH (20 mL) was heated at reflux for 4 h. The final solution was filtered over Celite, rinsing with MeOH then concentrated. The residue was diluted with saturated NaHCO₃, extracted with DCM and AcOEt, and combined organic

- 108 -

layers were dried over Na₂SO₄ and concentrated to give 580 mg (52%) of cis-3-methyl-4-(1-piperidino)piperidine.

Preparation P-4: Preparation of 2'-Methyl-[1,4']bipiperidine:



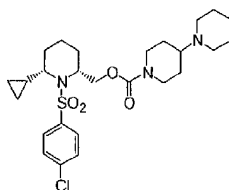
Compound 2: To a solution of 1'-tert-Butoxycarbonyl-[1,4']-Bipiperidine 1 (5.1 g, 19.0 mmol), TMEDA (19 ml) in dry Et₂O (40 ml) at -78°C is slowly added a solution of sec-butyllithium (19.0 ml, 24.7 mmol, 1.3 M in cyclohexanes) over a period of 30 min. The mixture is stirred at -78°C for 3 hr, and then is treated with a solution of Dimethylsulfate (3.6g, 28.5 mmol) in Et₂O (5 ml). The cooling bath is removed and the reaction mixture is stirred at ambient temperature for 16 hr. After cooling to 0°C, the reaction mixture is quenched with water, extracted with Et₂O (5X100 ml), and the combined ether layers is dried over K₂CO₃. The solvent is removed in vacuo and the residue is purified on silica gel chromatography (eluting 40% ethyl acetate in hexane) to give 2.51g of 1'-tert-Butoxycarbonyl-2'-methyl-[1,4']-Bipiperidine, 2.

Compound 3: To a stirring solution of compound 2 (1.5g, 5.3 mmol) in DCM (10 ml) is added TFA, and the mixture is stirred at room temperature for 2 hr. After removing the volatiles, the residue is diluted with DCM, basified with 30% NH₄OH to pH 8 and the layer are separated. The organic phase is dried over MgSO₄ and concentrated to give 730 mg of 2'-Methyl-[1,4']bipiperidinyl. Specific examples are shown below:

Example 160:

25

- 109 -

**Step 1:**

- a) To a solution of 2-hydroxymethyl-6-(methoxycarbonyl)pyridine (44.5 g, 0.266 mol) in DCE (500 mL) was added triethylamine (44 mL, 0.31 mol) followed by TBSCl (44 g, 0.29 mol) and the reaction was heated at 70 °C for 4h, then concentrated. The residue was directly purified by flash chromatography over silica gel (eluting hexane to hexane/AcOEt 1:1) to give 68.8 g (92%) of O-protected pyridine ester.
- b) A solution of O-protected pyridine ester (68 g, 0.241 mmol) and platinum(IV) oxide (6 g, 0.026 mol) in MeOH (500 mL) and AcOH (50 ml) was hydrogenated 2 h at 40 psi. The final solution was filtered over Celite, rinsing with MeOH then concentrated. The residue was diluted with 1 N NaOH, extracted with DCM and AcOEt, and combined organic layers were dried over Na₂SO₄ and concentrated to provide 66 g (97%) of O-protected piperidine ester.

Step 2:

- To a solution of O-protected piperidine ester (63 g, 0.22 mol) in DCE (500 mL) was added triethylamine (100 mL, 0.66 mol) then, slowly, 4-chlorobenzenesulfonyl chloride (93 g, 0.44 mol) and the reaction was heated at 40 °C overnight. The final mixture was concentrated and directly purified by flash chromatography over silica gel (eluting hexane to hexane/AcOEt 9:1) to afford 89 g (88%) of O-protected sulfonamide ester.

Step 3:

- a) To a solution of O-protected sulfonamide ester (20.0 g, 43.3 mmol) in DCM (200 mL) at -78 °C was slowly added DIBAH 1 N in THF (45 ml, 45 mmol) and the reaction was stirred 1 h at this temperature. The reaction was then quenched with saturated sodium tartrate in water, warmed to room temperature, and diluted with DCM. Celite was added, the mixture was stirred 30 min and filtered. The solution was extracted with DCM and AcOEt and combined organic layers were dried over Na₂SO₄ and concentrated. The residue was purified by flash chromatography over silica gel

- 110 -

(eluting hexane to hexane/AcOEt 1:1) to afford 15 g (80%) of O-protected sulfonamide aldehyde.

- b) To a suspension of methyltriphenylphosphonium bromide (2.6g, 7.2 mmol) in THF (25 mL) at -78 °C was added n-BuLi 2.5 N in hexanes (2.7 ml, 6.9 mmol). The solution was warmed to -20 °C for 30 min then treated with O-protected sulfonamide aldehyde (2.6 g, 6.0 mmol) dissolved in THF (25 mL). The reaction was allowed to warm to room temperature for 1 h then concentrated. The residue was taken up in saturated NaHCO₃, extracted with DCM and AcOEt and combined organic layers were dried over Na₂SO₄ and concentrated. The residue was purified by flash chromatography over silica gel (eluting hexane to hexane/AcOEt 8:2) to give 2.1 g (85%) of O-protected sulfonamide alkene.

Step 4

- a) To diethylzinc 1 N in hexanes (48.4 ml, 48.4 mmol) at 0 °C was added DCM (20 mL) followed by TFA (3.7 ml, 48.4 mmol) and the solution was stirred 5 min at this temperature. Diiodomethane (3.9 ml, 48.4 mmol) was then added followed 5 min later, by O-protected sulfonamide alkene (5.2 g, 12.1 mmol) in DCM (40 mL). The reaction was allowed to warm to room temperature for 2 h, diluted with water and extracted with DCM and AcOEt. Combined organic layers were dried over Na₂SO₄ and concentrated to give 5.7 g (100%) of O-protected cyclopropyl sulfonamide.
- b) O-protected cyclopropyl sulfonamide (5.4 g, 12.1 mmol) was treated with TBAF following the conditions described in Example 1 Step 3-b to afford, after flash chromatography over silica gel (eluting hexane/AcOEt 9:1 to hexane/AcOEt 4:6), 4.0 g (100%) of cyclopropyl sulfonamide alcohol.

Optional Step 4-R: Optional resolution of cyclopropyl sulfonamide alcohol:

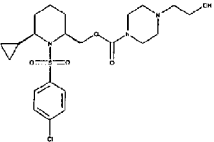
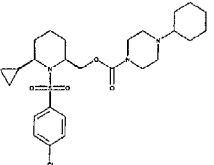
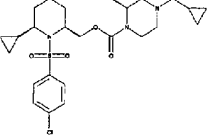
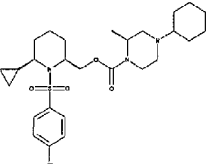
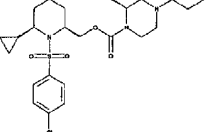
- Cyclopropyl sulfonamide alcohol (0.75 g) was resolved by HPLC on Chiracel OJ column (eluting hexane/isopropanol 95:5) to afford, in order of elution, 276 mg of enantiomer A and 296 mg of enantiomer B, both as oils.

Step 5

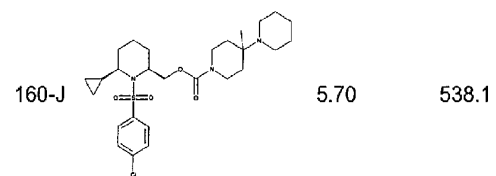
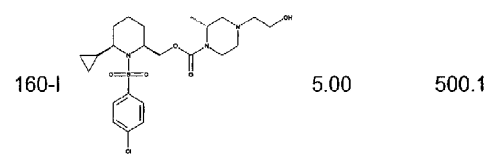
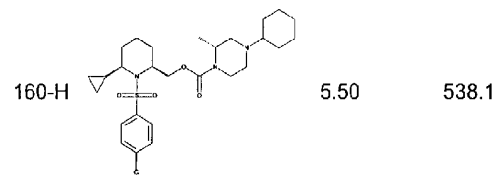
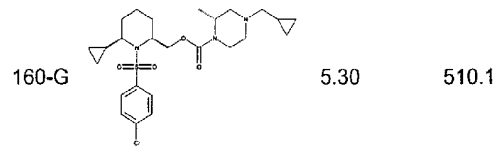
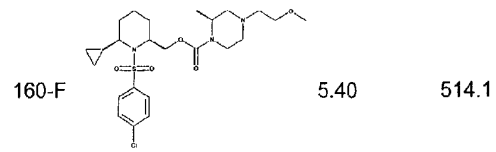
- The product of step 4 was converted to the title compound according to conditions similar to the ones described in Step 4 of Example 1, using 4-(1-piperidino)piperidine at the last stage as the amine. ¹H-NMR (300 MHz, CDCl₃) δ 7.74 (d, J = 8.4 Hz, 2H), 7.45 (d, J = 8.4 Hz, 2H), 4.10-4.40 (m, 5H), 3.24 (m, 1H), 2.40-2.90 (m, 7H), 1.05-1.90 (m, 17H), 0.70 (m, 1H), 0.59 (m, 2H), 0.25 (m, 1H); HRMS (MH⁺) 524.2356.

- 111 -

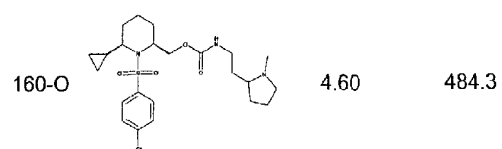
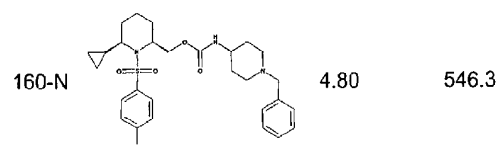
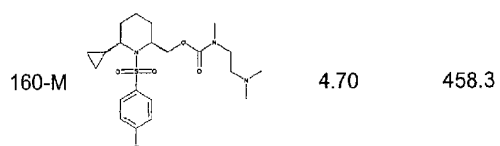
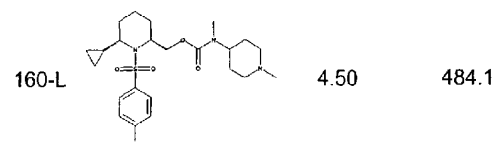
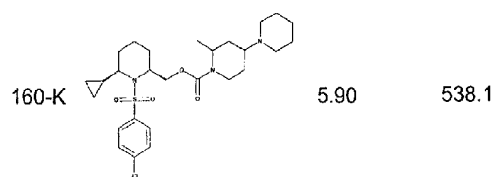
Following procedures similar to those in Example 160, the following compounds were prepared:

Compound No.	Structure	Retention Time (minutes)	Observed Mass
160-A		4.60	486.1
160-B		5.00	524.1
160-C		5.30	510.1
160-D		5.40	538.1
160-E		5.30	498.1

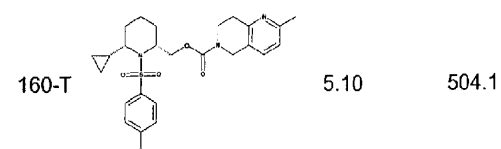
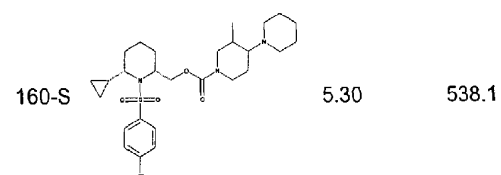
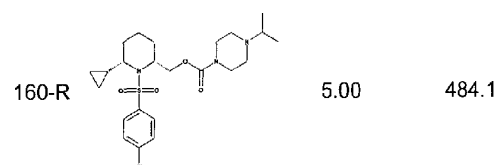
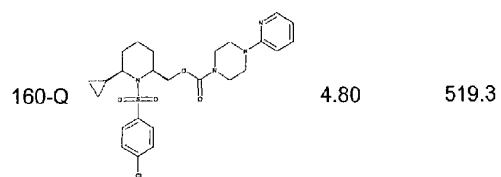
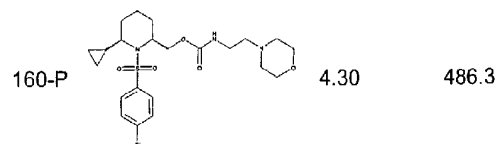
- 112 -



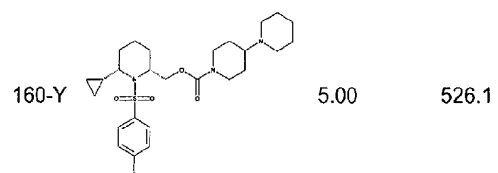
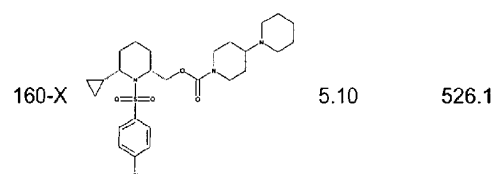
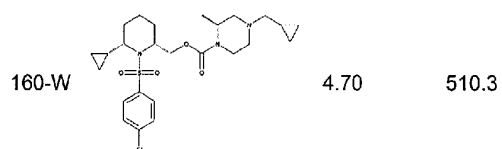
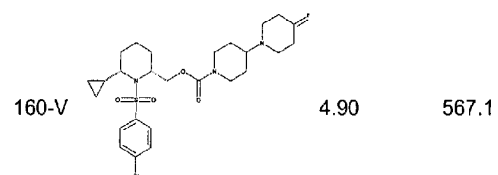
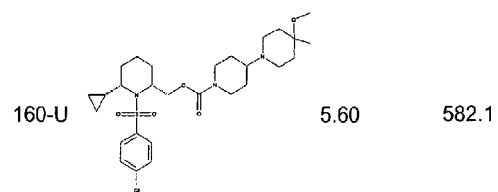
- 113 -



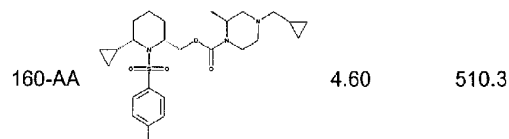
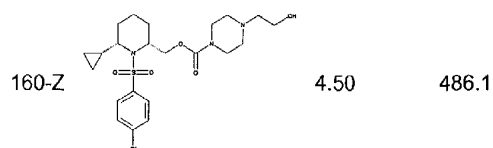
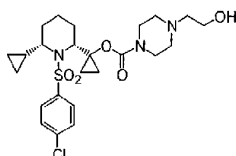
- 114 -



- 115 -



- 116 -

**Example 161:****Step 1:**

- 5 a) To a solution of cyclopropyl sulfonamide alcohol product of Example 160 Step 4-b (4.8 g, 14.5 mmol) in AcOEt (25 mL), acetonitrile (25 mL) and water (50 mL) was added sodium periodate (9.3 g, 43.5 mmol) followed by RuCl₃.nH₂O (100 mg). The reaction was stirred at RT for 2 hr, filtered over Celite, and extracted with AcOEt. Combined organic layers were dried over Na₂SO₄ and concentrated to provide 4.55
- 10 g (90%) of cyclopropyl sulfonamide acid.
- b) A solution of cyclopropyl sulfonamide acid (4.55 g, 13.2 mmol) in MeOH (100 mL) was treated with thionyl chloride (2 ml, 26.5 mmol) at RT slowly then the solution was heated to reflux for 2 hr. The reaction was concentrated, diluted with saturated NaHCO₃, extracted with DCM and AcOEt and combined organic layers were dried
- 15 over Na₂SO₄ and concentrated. The residue was purified by flash chromatography over silica gel (eluting hexane to hexane/AcOEt 1:1) to afford 3.0 g (64%) of cyclopropyl sulfonamide ester.

Step 2:

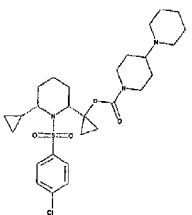
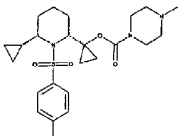
- 117 -

To a solution of cyclopropyl sulfonamide ester (600 mg, 1.7 mmol) in THF (10 mL) was added $\text{Ti}(\text{O}i\text{Pr})_4$ (0.1 ml, 0.34 mmol), then the reaction was cooled to 10 °C and slowly treated with EtMgBr 3 N in ether (1.7 ml, 5.1 mmol) over 30–40 min. The mixture was stirred another 30 min at 10 °C, then treated with saturated NH_4Cl at this temperature, and extracted with DCM and AcOEt. Combined organic layers were dried over Na_2SO_4 , concentrated, and the residue was purified by flash chromatography over silica gel (eluting hexane to hexane/AcOEt 1:1) to yield 370 mg (61%) of cyclopropyl sulfonamide cyclopropylalcohol.

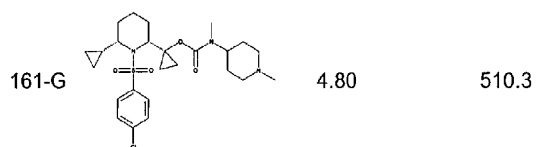
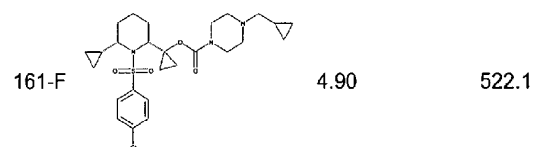
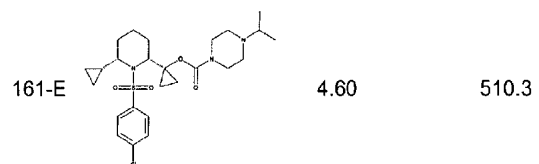
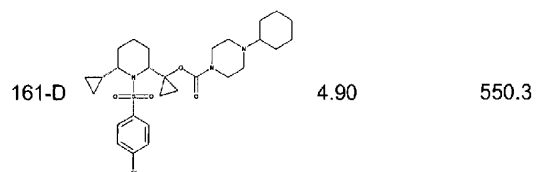
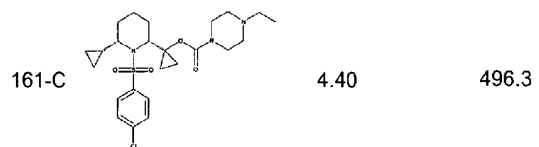
Step 3:

The product of step 2 was converted to the title compound according to conditions similar to the ones described in Step 4 of Example 1, using 1-(2-hydroxyethyl)piperazine at the last stage as the amine. $^1\text{H-NMR}$ (300 MHz, CDCl_3) δ 7.69 (d, $J = 8.8$ Hz, 2H), 7.42 (d, $J = 8.8$ Hz, 2H), 4.56 (d, $J = 6.6$ Hz, 1H), 3.30–3.75 (m, 6 H), 3.01 (m, 1H), 2.30–2.65 (m, 6H), 1.40–1.70 (m, 4H), 0.95–1.25 (m, 8H), 0.73 (m, 1H), 0.58 (m, 2H), 0.23 (m, 1H); HRMS (MH^+) 512.1992.

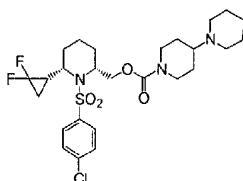
Following procedures similar to those in Example 161 the following compounds were prepared:

Compound No.	Structure	Retention Time (minutes)	Observed Mass
161-A		4.60	550.3
161-B		4.40	482.3

- 118 -

**Example 162:**

- 119 -

**Step 1:**

To a solution of O-protected sulfonamide alkene product of Example 160 Step 3-b (480 mg, 1.12 mmol) and sodium fluoride (1 mg) in toluene (0.2 mL) at 100 °C
 5 was added FSO₂CF₂COOTMS (700 mg, 2.8 mmol) over 1 h and the reaction was stirred an additional 2 h at this temperature. The final mixture was concentrated and purified over silica gel (eluting hexane/AcOEt 9:1) to afford 338 mg of starting material and 65 mg (41% based on recovery) of O-protected difluorocyclopropyl sulfonamide.

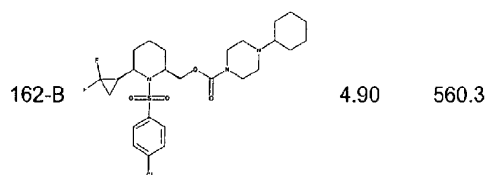
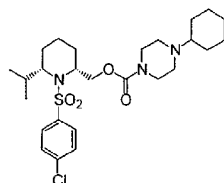
10 **Step 2:**

The product of step 1 was converted to the title compound according to conditions similar to the ones described in Example 1 Step 3-b and Step 4, using 4-(1-piperidino)piperidine at the last stage as the amine. ¹H-NMR (300 MHz, CDCl₃) δ
 7.78 (d, J = 8.4 Hz, 2H), 7.46 (d, J = 8.4 Hz, 2H), 3.90-4.35 (m, 6H), 3.47 (s, 1H),
 15 2.60-2.80 (m, 2H), 2.35-2.60 (m, 5H), 1.70-2.05 (m, 5H), 1.20-1.70 (m, 12H), 1.06 (m, 1H); HRMS (MH⁺) 560.2153.

Following procedures similar to those in Example 162 the following compounds were prepared.

Compound No.	Structure	Retention Time (minutes)	Observed Mass
162-A		4.10	522.3

- 120 -

**Example 163:****Step 1:**

- 5 a) To a solution of O-protected pyridine ester product from Example 160 Step 1-a (10.0 g, 36 mmol) in THF (140 mL) at 0 °C was slowly added MeMgBr 3 N in ether (30 ml, 90 mmol), and the reaction was warmed to RT and stirred 1 h. The final mixture was poured into 1 N NaOH and DCM to which was added Celite, stirred, and filtered. The aqueous layer was extracted with DCM and AcOEt, combined organic
- 10 layers were dried over Na₂SO₄ and concentrated, and the residue was purified by flash chromatography over silica gel (eluting hexane/AcOEt 8:2) to give 3.0 g (30%) of O-protected pyridine dimethylcarbinol.
- 15 b) To a solution of O-protected pyridine dimethylcarbinol (3.0 g, 10.6 mmol) in THF (50 mL) at -78 °C was added n-BuLi 2.5 N in hexanes (4.7 ml, 11.7 mmol) followed, 1 min later, by phenylthionochloroformate (2.76 g, 16.0 mmol). The reaction was stirred at -78 °C for 40 min, then allowed to warm to RT and stirred 4 h. The final mixture was treated with saturated NaHCO₃, extracted with DCM and AcOEt and combined organic layers were dried over Na₂SO₄ and concentrated. Purification of the residue by flash chromatography over silica gel (eluting hexane to DCM) afforded 1.5 g of O-
- 20 protected pyridine propene as well as 1.8 g of starting O-protected pyridine dimethylcarbinol.

Step 2:

- a) A solution of O-protected pyridine propene (1.5 g, 5.7 mmol) and platinum(IV) oxide (258 mg) in MeOH (20 mL) and AcOH (4 ml) was hydrogenated 6 h at 40 psi.

- 121 -

The final solution was filtered over Celite, rinsing with MeOH then concentrated. The residue was diluted with 1 N NaOH, extracted with DCM and AcOEt, and combined organic layers were dried over Na₂SO₄ and concentrated. The residue was quickly

5 (65%) of O-protected isopropyl piperidine.

b) A solution of O-protected isopropyl piperidine (0.82 g, 3.0 mmol), 4-chlorobenzenesulfonyl chloride (1.2 g, 6.0 mmol) and pyridine (10 mL) in DCE (10 mL) was heated at 60 °C overnight. The final mixture was concentrated and directly

10 0.42 g (32%) of O-protected isopropyl sulfonamide.

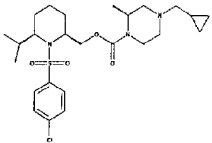
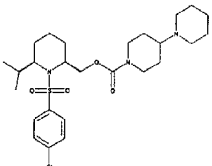
Step 3:

The product of step 2 was converted to the title compound according to conditions similar to the ones described in Example 1 Step 3-b and Step 4, using 1-

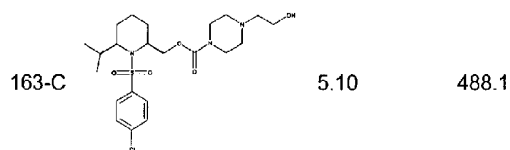
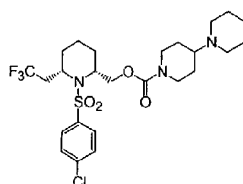
cyclohexylpiperazine at the last stage as the amine. ¹H-NMR (300 MHz, CDCl₃) δ

15 7.77 (d, J = 8.8 Hz, 2H), 7.47 (d, J = 8.8 Hz, 2H), 4.05-4.30 (m, 3H), 3.40-3.70 (m, 5H), 2.53 (br s, 4H), 2.27 (m, 1H), 1.35-2.00 (m, 10H), 0.95-1.35 (m, 10H), 0.91 (dm J = 6.6 Hz, 3H); HRMS (MH⁺) 526.2501.

Following procedures similar to those in Example 163 the following compounds were prepared.

Compound No.	Structure	Retention Time (minutes)	Observed Mass
163-A		5.40	512.1
163-B		5.60	526.1

- 122 -

**Example 164:****Step 1:**

- 5 a) To a solution of O-protected pyridine ester product from Example 160 Step 1-a (45.75 g, 0.16 mol) in DCM (500 mL) at -40 °C was slowly added DIBAH 1 N in hexane (211 ml, 0.21 mmol) and the reaction was stirred 1 h at this temperature. The reaction was then quenched with an excess of acetone, then treated with sodium fluoride (25 g) solution in water (100 mL) for 30 min. The final mixture was filtered
- 10 over Celite, extracted with DCM and AcOEt and combined organic layers were dried over Na₂SO₄ and concentrated. The residue was purified by flash chromatography over silica gel (eluting hexane/AcOEt 8:2) to afford 27.2 g (68%) of O-protected pyridine aldehyde.
- b) To a solution of O-protected pyridine aldehyde (5.0 g, 19.9 mmol) and TBAF 1 N in THF (1.5 mL, 1.5 mmol) in THF (60 mL) at 0 °C was slowly
- 15 trifluoromethyltrimethylsilane (3.4 mL, 20.9 mmol) and the reaction was allowed to warm to RT overnight. The reaction was diluted with water and DCM, extracted with DCM, dried over Na₂SO₄ and concentrated. The residue was purified by flash chromatography over silica gel (eluting hexane/AcOEt 8:2) to afford 1.5 g (24%) of O-
- 20 protected pyridine trifluoroethyl alcohol.

Step 2:

- a) To a solution of O-protected pyridine trifluoroethyl alcohol (1.8 g, 5.6 mmol) in THF (30 mL) at -78 °C was added n-BuLi 2.5 N in hexanes (2.5 ml, 6.2 mmol) followed, 1 min later, by phenylthionochloroformate (1.45 g, 8.4 mmol). The reaction was stirred

- 123 -

at -78 °C for 40 min, then allowed to warm to RT and stirred an additional 1 h. The final mixture was then diluted with saturated NaHCO₃, extracted with DCM and AcOEt and combined organic layers were dried over Na₂SO₄ and concentrated. Purification of the residue by flash chromatography over silica gel (eluting

5 DCM/hexane 1:1) afforded 2.3 g (92%) of O-protected pyridine trifluoroethyl thionocarbonate.

b) To a solution of O-protected pyridine trifluoroethyl thionocarbonate (2.3 g, 5.0 mmol) in toluene (60 mL) was added tributyltin hydride (3.0 mL, 10.5 mmol) followed by 2,2'-azobisisobutyronitrile (265 mg, 1.6 mmol) and the reaction was heated under
10 reflux for 5 h. After concentration of the solvent, the residue was purified by flash chromatography over silica gel (eluting hexane to DCM/hexane 1:1) to give 1.3 g (86%) of O-protected trifluoroethyl pyridine.

Step 3:

a) A solution of O-protected trifluoroethyl pyridine (1.3 g, 4.3 mmol) and platinum(IV)
15 oxide (100 mg) in MeOH (50 mL) and AcOH (5 ml) was hydrogenated overnight at 50 psi. The final solution was filtered over Celite, rinsing with MeOH then concentrated. The residue was diluted with 1 N NaOH, extracted with DCM and AcOEt, and combined organic layers were dried over Na₂SO₄ and concentrated to provide 1.13 g (84%) of O-protected trifluoroethyl piperidine.

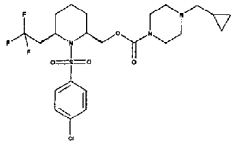
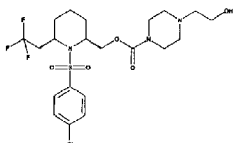
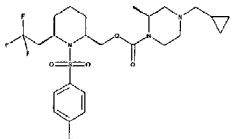
b) To a solution of O-protected trifluoroethyl piperidine (1.13 g, 3.6 mmol) in DCE (15 mL) was added triethylamine (0.6 mL, 4.3 mmol) then 4-chlorobenzenesulfonyl
20 chloride (1.13 g, 5.4 mmol) and the reaction was heated at reflux overnight. The final mixture was concentrated and directly purified by flash chromatography over silica gel (eluting hexane to DCM) to afford 0.67 g (38%) of O-protected trifluoroethyl
25 sulfonamide.

Step 4:

The product of step 3 was converted to the title compound according to conditions similar to the ones described in Example 1 Step 3-b and Step 4, using 4-(1-piperidino)piperidine at the last stage as the amine. ¹H-NMR (300 MHz, CDCl₃) δ
30 7.77 (d, J = 8.3 Hz, 2H), 7.48 (d, J = 8.3 Hz, 2H), 4.10-4.45 (m, 5H), 3.99 (m, 1H), 2.40-2.95 (m, 9H), 1.20-2.00 (m, 16H); HRMS (MH⁺) 566.2075.

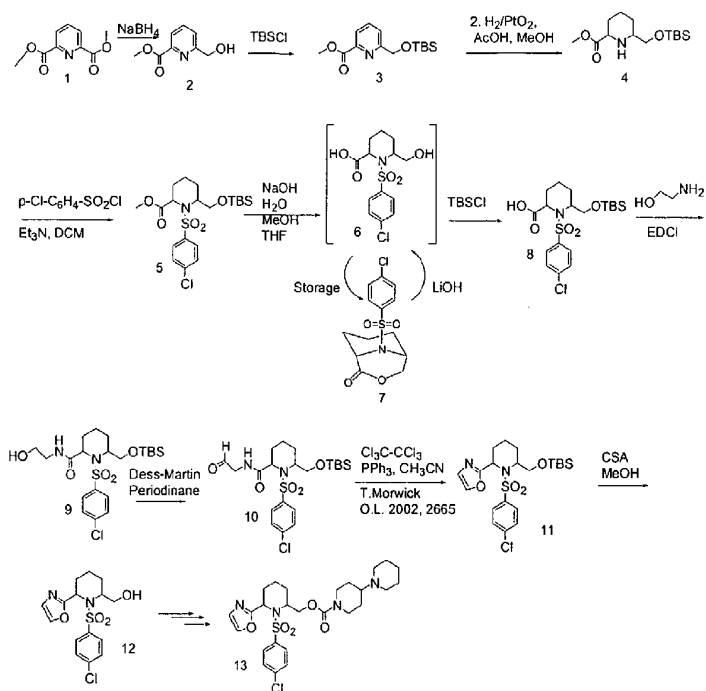
Following procedures similar to those in Example 164, the following compounds were prepared.

- 124 -

Compound No.	Structure	Retention Time (minutes)	Observed Mass
164-A		5.00	538.1
164-B		4.60	528.1
164-C		4.90	552.1

Example 165:

- 125 -



Step 1: Compound 2 is prepared as described in [Example 88, Step 1](#).

Step 2: A mixture of 1.396 g (8.35 mmol) of Compound 2 and 1.137 g (19.71 mmol) of imidazole in 10 ml of DMF was treated with 1.210 g (9.18 mmol) of TBSCl. After overnight stirring, the mixture was diluted with DCM, washed with water, dried over sodium sulfate and concentrated. The product was purified by chromatography using 10% ethyl acetate in hexanes as solvent to furnish 1.65 g of Compound 3.

Step 3: Compound 3 (4.0 g) was hydrogenated at 50 psi using 200 mg of PtO₂ as catalyst and a mixture of 20 ml of methanol and 20 ml of acetic acid as solvent over a period of 12 h. The reaction vessel was flushed with nitrogen, catalyst was filtered out and volatiles were evaporated. The residue was re-dissolved in DCM, washed with sat. NaHCO₃, aqueous phase was re-extracted with DCM, combined organic phase was dried over sodium sulfate and concentrated to furnish 3.77 g of

Compound 4.

- 126 -

Step 4: A mixture of 3.77 g (13.13 mmol) of Compound 4, 7.4 ml (52.6 mmol) of triethylamine and 5.54 g (26.26 mmol) of 4-chlorobenzenesulfonyl chloride in 60 ml of DCM was stirred over 7 days. The mixture was diluted with DCM, washed with water, dried over sodium sulfate and concentrated. The product was purified by chromatography using 5-15% of ethyl acetate in hexanes as solvent to furnish 4.99 g of Compound 5.

Step 5: A mixture of 150 mg of Compound 5, 5 ml of methanol, 5 ml of THF and 5.0 ml of 1 M aqueous NaOH was refluxed overnight. The mixture was cooled, DCM (100 ml) and 1 M HCl were added so that pH was adjusted to ~3. Organic layer was separated, aqueous phase was extracted with DCM. Combined organic phase was dried over sodium sulfate and concentrated to furnish 90 mg of unstable Compound 6, which had a tendency to dehydrate on storage to provide Compound 7. In order to regenerate Compound 6 from Compound 7, the following procedure was used:

A mixture of 500 mg of Compound 7, 4.0 ml of THF, 0.7 ml of water and 72 mg of LiOH was vigorously stirred overnight. Reaction mixture was diluted with ethyl acetate and pH was adjusted to ~3 with 1 M HCl. Organic layer was separated, aqueous phase was extracted with DCM. Combined organic phase was dried over sodium sulfate and concentrated to furnish 310 mg of unstable Compound 6.

Step 6: Stirred overnight a mixture of 310 mg (0.931 mmol) of freshly prepared Compound 6, 349 mg (2.33 mmol) of TBSCl, 272 mg (4 mmol) of imidazole and 5 ml of DMF. The mixture was diluted with DCM, partitioned with citric acid, aqueous phase was re-extracted with DCM. Combined organic phase was dried over sodium sulfate and concentrated. The product was purified by chromatography using 30% of ethyl acetate in hexanes as solvent to furnish 350 mg of Compound 8.

Step 7: To a mixture of 350 mg (0.783 mmol) of Compound 8, 95 mg (1.56 mmol) of ethanolamine in 5 ml of DMF was added 211 mg (1.56 mmol) of HOBt, 300 mg (1.56 mmol) of EDCl, and 0.218 ml (1.56 mmol) of triethylamine. The turbid mixture was stirred overnight, diluted with DCM, washed with water, dried over sodium sulfate and concentrated. The product was purified by chromatography using 40% of ethyl acetate in hexanes as solvent to furnish 138 mg of Compound 9.

Step 8. To a solution of 138 mg (0.2816 mmol) of Compound 9 in 2 ml of DCM was added 238 mg (0.563 mmol) of Dess-Martin periodinane. The mixture was stirred over a period of 1 h, diluted with DCM, washed with sat. NaHCO₃, dried over sodium

- 127 -

sulfate and concentrated. The product was purified by chromatography using 40% of ethyl acetate in hexanes as solvent to furnish 110 mg of Compound 10.

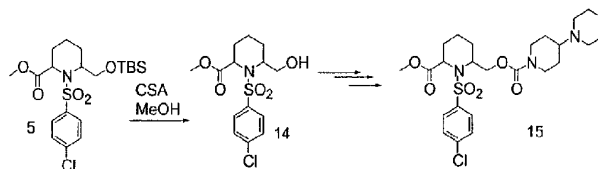
Step 9. To a mixture of 80 mg (0.1638 mmol) of Compound 10 in 3 ml of acetonitrile was added 194 mg (0.82 mmol) of hexachloroethane, 0.23 ml (1.64 mmol) of triethylamine followed by 215 mg (0.82 mmol) of triphenylphosphine. (The latter reagent dissolved gradually, then a new precipitate forms after 10 min of stirring). The mixture was stirred overnight and Compound 11 (56 mg) was isolated by prep. TLC chromatography using 20% ethyl acetate in hexanes as solvent.

Step 10. A mixture of 56 mg (0.119 mmol) of Compound 11 in 1.5 ml of THF was treated with 0.24 ml (0.24 mmol) of 1M TBAF solution in THF. The reaction mixture was stirred for 1 h, poured into water, extracted with DCM, organic phase was dried over sodium sulfate and concentrated to furnish 50 mg of crude Compound 12, which was used without further purification.

Step 11. Compound 13 was prepared from Compound 12 using procedures similar to Example 1, Step 4(a) and 4(b), except that step 4(a) was modified so that a 2:1 mixture of THF and acetonitrile was used as solvent instead of DCM.

¹H NMR (CDCl₃, 400 MHz) δ 7.86 (2H, d, J=8.8 Hz), 7.63 (1H, s), 7.51 (2H, d, J=8.8 Hz), 7.09 (1H, s), 5.32 (1H, d, J=5.0 Hz), 4.25 (1H, m), 4.14 (1H, br), 3.73 (1H, t, J=9.0 Hz), 3.58 (1H, t, J=9.0 Hz), 2.70 (2H, m), 2.52-2.33 (6H, ser. m.), 2.0-1.2 (16H, ser. m.); MS (ES) *m/e* 552.1 (M+H)⁺.

Example 166:

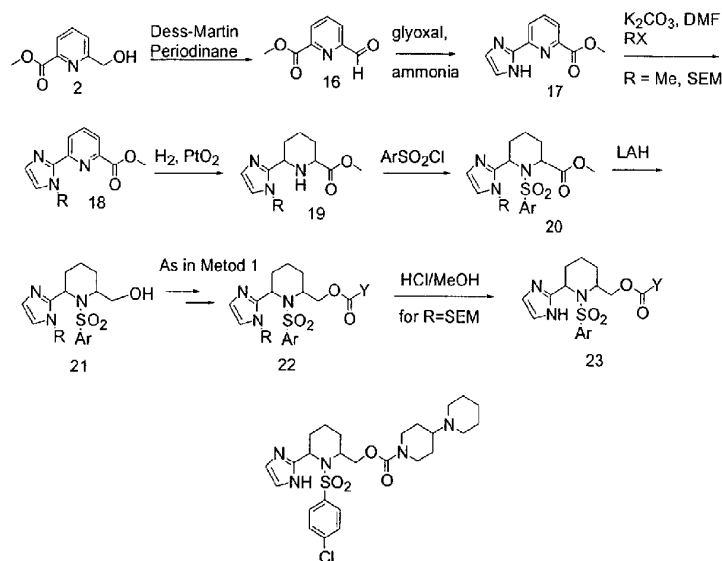


Step 1: A mixture of 480 mg (1.04 mmol) of Compound 5, 10 ml of MeOH and 1 ml of DCM was warmed with a heat gun till dissolution was complete. Cooled to r.t., added 48 mg of CSA. Stirred for 1.5 h, diluted with DCM, washed with sat. NaHCO₃, dried over sodium sulfate and concentrated. The product was purified by chromatography using 30% of ethyl acetate in hexanes as solvent to furnish 320 mg of Compound 14.

- 128 -

Step 2. Compound 15 was prepared from Compound 14 using procedures similar to Example 1, Step 4(a) and 4(b), except that step 4(a) was modified so that a 2:1 mixture of THF and acetonitrile was used as solvent instead of DCM.

¹H NMR (CDCl₃ 400 MHz) δ 7.86 (2H, d, J=8.8 Hz), 7.63 (1H, s), 7.51 (2H, d, J=8.8 Hz), 7.09 (1H, s), 5.32 (1H, d, J=5.0 Hz), 4.25 (1H, m), 4.14 (1H, br), 3.73 (1H, t, J=9.0 Hz), 3.58 (1H, t, J=9.0 Hz), 2.70 (2H, m), 2.52-2.33 (6H, ser. m.), 2.0-1.2 (16H, ser. m.); MS (ES) *m/e* 542.3 (M⁺).

Example 167:

Step 1: Compound 2 was oxidized with Dess-Martin Periodinane using procedure similar to the one used in preparation of Compound 10.

Step 2: To a solution of 3.1 g (18.8 mmol) of Compound 16 in 95 ml of MeOH was added 7.9 g (37.5 mmol) of glyoxal trimer dihydrate followed by slow addition of 24.1 ml of 7 N ammonia/methanol solution. Work-up involved evaporation of volatiles and partitioning the residue between water and DCM. The aqueous phase was extracted with DCM, combined organic phase dried to yield 81.6 g of compound 17.

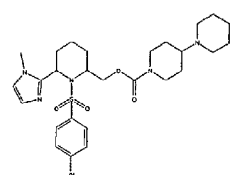
Step 3: To a solution of 250 mg (1.19 mmol) of Compound 17 in 7 ml of DMF was added 412.8 mg (2.99 mmol) of K₂CO₃ followed by 0.422 ml (2.4 mmol) of SEMCl.

- 129 -

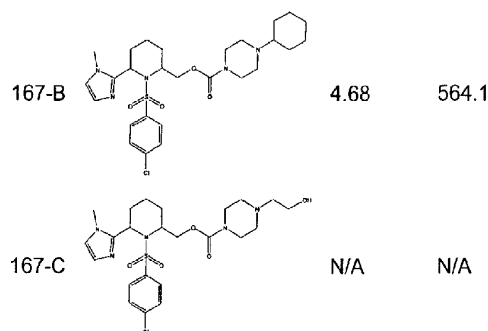
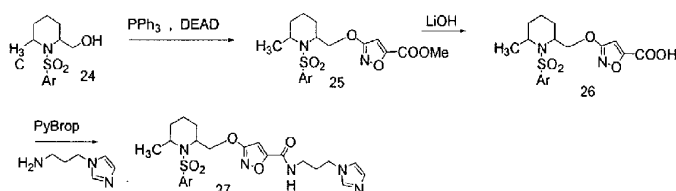
The mixture was stirred overnight, partitioned between water and DCM, aqueous phase was re-extracted with DCM, combined organic phase was dried over sodium sulfate, concentrated and purified chromatographically to furnish 230 mg of Compound 18.

- 5 **Step 4:** A mixture of 230 mg (0.69 mmol) of Compound 18, 40 mg of PtO₂, 10 ml of MeOH and 5 ml of AcOH was hydrogenated at 55 psi over a period of 15 hrs. The catalyst was filtered out, volatiles evaporated, residue dissolved in DCM and washed with sat. NaHCO₃, aqueous phase was re-extracted with DCM, combined organic phase was dried over sodium sulfate and concentrated to furnish Compound 19.
- 10 **Step 5:** Compound 20 was prepared from compound 19 using the procedure similar to the procedure used for the preparation of compound 5 in step 4 of example 165.
- Step 6:** Compound 21 was prepared from Compound 20 by reduction with LAH using the procedure described in Example 53, Preparation B, Step 4
- Step 7:** Compound 22 was prepared from Compound 21 using procedures similar to
- 15 Example 1, Step 4(a) and 4(b), except that step 4(a) was modified so that a 2:1 mixture of THF and acetonitrile was used as solvent instead of DCM.
- Step 8:** A solution of compound 22 in 3M HCl/EtOH was refluxed for 3 hours, concentrated, partitioned between DCM and 15% aq. NaOH, aqueous phase was re-extracted with DCM, combined organic phase was dried over sodium sulfate,
- 20 concentrated and purified chromatographically using 8% MeOH in DCM to furnish Compound 23.
- ¹H NMR (CDCl₃ 300 MHz) δ 10 (1H, s), 7.81 (2H, d, J=8.8 Hz), 7.53 (2H, d, J=8.8 Hz), 7.02 (2H, s), 4.48 (1H, d, J=4.8 Hz), 4.49 (1H, m), 4.20 (2H, d, J=12.0 Hz), 3.85 (1H, s), 3.38 (1H, t, J=10.4 Hz), 2.92-2.48 (7H, ser. m.), 2.06-1.17 (16H, ser. m.); MS (ES) m/e 550.1 (M+H)⁺.
- 25

Other compounds prepared by this method:

Compound No.	Structure	Retention Time (minutes)	Observed Mass
167-A		3.91	564.3

- 130 -

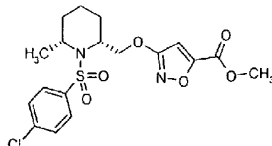
**Example 168:**

- 5 **Step 1:** To a mixture of 100 mg (0.329 mmol) of Compound 24, prepared as described in Example 1, in 1 ml of THF was added 172 mg (0.658 mmol) of triphenylphosphine and 114 mg (0.658 mmol) of DEAD. The mixture was stirred overnight, concentrated and chromatographed to yield 60 mg of Compound 25.
- Step 2:** To a solution of 60 mg of Compound 25 in 2 ml of THF was added a solution of 40 mg of LiOH in 0.3 ml of water. The mixture was stirred vigorously over a period of 4 hr, diluted with a few ml of 20% citric acid and extracted with DCM. The organic phase was dried over Na₂SO₄ and concentrated, the residue was passed through a silica gel plug using 10% of MeOH in DCM as solvent to yield 40 mg of Compound 26.
- 10
- 15 **Step 3:** A solution of 20 mg of Compound 26 in a mixture of 1 ml of DCM and 0.5 ml of DMF was treated with 20 mg of N-(3-aminopropyl)imidazole and 25 mg of PyBrop. The mixture was stirred overnight, washed with water, dried, concentrated and purified chromatographically using 10 % of MeOH in DCM to furnish 12 mg of Compound 27.

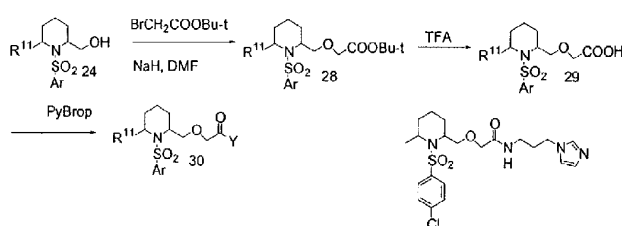
- 131 -

$^1\text{H NMR}$ (CDCl_3 300 MHz) δ 7.78 (2H, d, $J=8.8$ Hz), 7.53 (1H, s), 7.47 (2H, d, $J=8.8$ Hz), 7.10-6.98 (2H, ser.m.), 6.52 (1H, s), 4.43-4.34 (3H, ser.m.), 4.14 (1H, m), 4.05 (2H, t, $J=7.0$ Hz), 3.44 (2H, m), 2.12 (3H, m), 1.90-1.20 (6H, ser.m.), 1.28 (3H, d, $J=7.1$ Hz); MS (ES) m/e 522.1 ($\text{M}+\text{H}$) $^+$.

5 Other compounds prepared by this method:

Compound No.	Structure	Retention Time (minutes)	Observed Mass
168-A		5.31	429.1

Example 169:

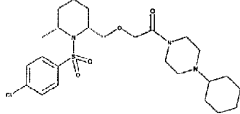
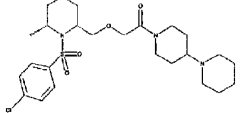
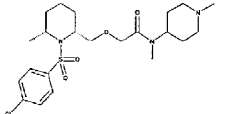
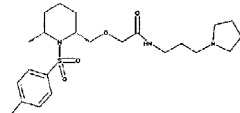


- 10 **Step 1:** To a solution of 100 mg (0.329 mmol) of Compound 24 in 1 ml of DMF was added 26 mg (0.658 mmol) of a 60% dispersion of NaH in mineral oil. The mixture was sonicated for 15 min. 137 mg (0.9 mmol) of t-butyl bromoacetate was added and the mixture was stirred overnight. Reaction was quenched with water, extracted with DCM, concentrated, passed through a silica gel plug using 10% of ethyl acetates in
- 15 hexanes as solvent to furnish 130 mg of Compound 28.
- Step 2:** Dissolved 120 mg of compound 28 in 2 ml of DCM. Added 2 ml of TFA. Stirred the mixture for 30 min, evaporated volatiles. Obtained 120 mg of crude acid 29.
- Step 3:** For the preparation of amide 30 used the procedure described in Example
- 20 168 (synthesis of Compound 27).

- 132 -

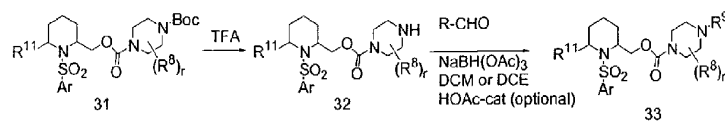
^1H NMR (CDCl_3 , 300 MHz) δ 7.76 (2H, d, $J=8.8$ Hz), 7.66 (1H, s), 7.48 (2H, d, $J=8.8$ Hz), 7.03 (2H, d, $J=10.5$ Hz), 4.40 (1H, m), 4.12-3.93 (4H, ser. m.), 3.83 (1H, m), 3.71 (1H, m), 3.52 (1H, m), 3.36 (2H, m), 2.65 (1H, br), 2.07 (2H, m), 1.66-1.26 (6H, ser. m.), 1.33 (3H, d, $J=7.1$ Hz); MS (ES) m/e 469.1 ($\text{M}+\text{H}$) $^+$.

5 Other compounds prepared by this method:

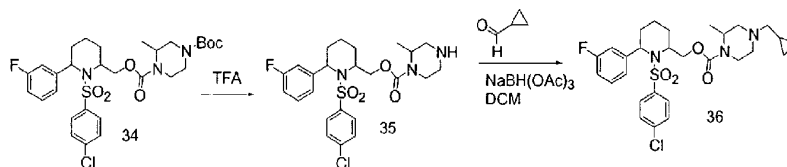
Compound No.	Structure	Retention Time (minutes)	Observed Mass
169-A		4.81	512.1
169-B		4.57	512.1
169-C		4.56	472.1
169-D		4.81	472.1

Example 170:

- 133 -



More Specifically



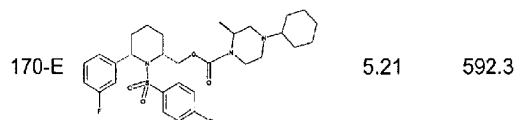
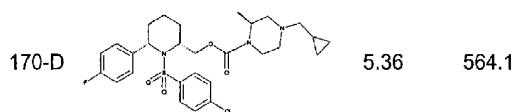
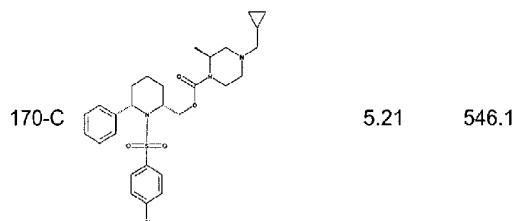
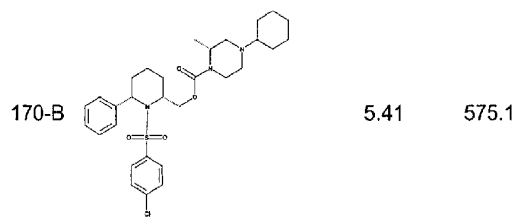
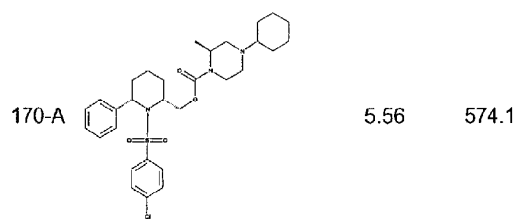
Step 1: 120 mg of Compound 34, prepared using procedures described in [Example 53](#), was dissolved in 20 ml of DCM and treated with a pre-mixture of 10 ml of TFA
 5 and 1 ml of water. Reaction mixture was stirred over a period of 1 hr, volatiles were evaporated, residue was re-dissolved in DCM and washed with 1M sodium hydroxide. Organic phase was dried over sodium sulfate and concentrated to furnish 90 mg of Compound 35.

Step 2: To a solution of 44 mg (0.0864 mmol) of compound 35 in 2 ml of DCM was
 10 added 100 mg of cyclopropylcarboxaldehyde, 55 mg (0.259 mmol) of sodium triacetoxyborohydrate and one drop of acetic acid. The mixture was stirred overnight, diluted with DCM, washed with 1 M sodium hydroxide, dried over sodium sulfate and concentrated. The residue was purified by chromatography using 5% of MeOH in DCM as solvent. $^1\text{H NMR}$ (CDCl_3 , 400 MHz) δ 7.85 (2H, m), 7.53 (2H, m), 7.38-7.27
 15 (3H, m), 7.00-6.94 (1H, m), 5.19 (1H, m), 4.42-4.24 (2H, ser. m.), 3.91 (1H, m), 3.76 (1H, m), 3.50-3.38 (1H, m), 3.21 (1H, m), 2.89 (2H, m), 2.33-1.95 (4H, ser. m.), 1.64-1.20 (9H, ser. m., $J=7.1$ Hz), 0.85 (1H, ser. m.), 0.52 (2H, s), 0.11 (2H, s); MS (ES) m/e 564.1 ($\text{M}+\text{H}$) $^+$.

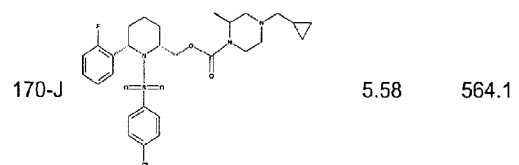
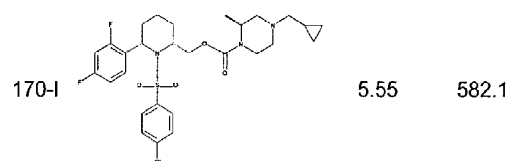
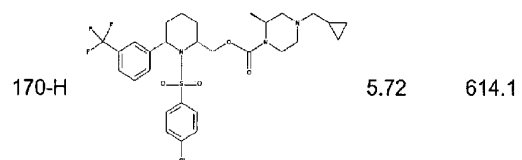
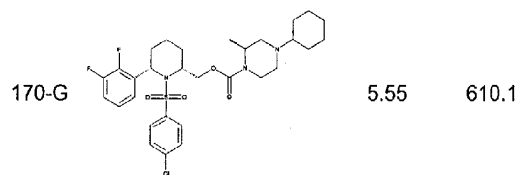
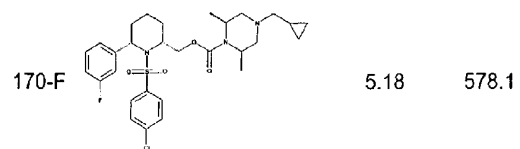
Other compounds prepared are shown below:

Compound No.	Structure	Retention Time (minutes)	Observed Mass
--------------	-----------	--------------------------	---------------

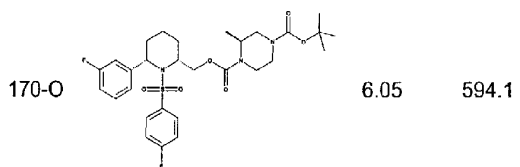
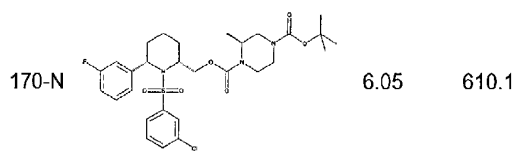
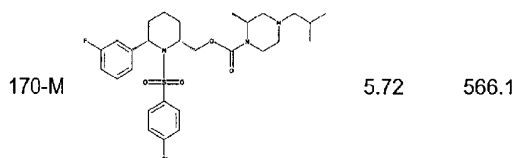
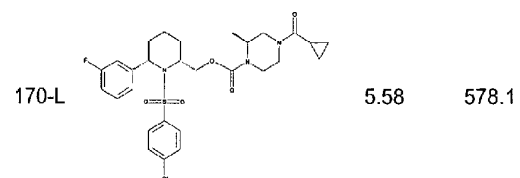
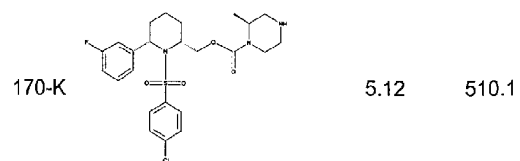
- 134 -



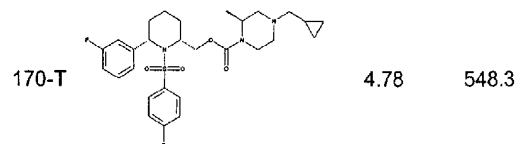
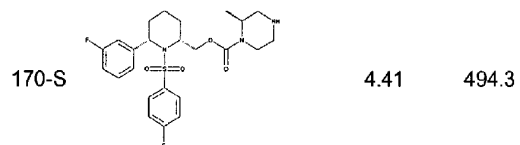
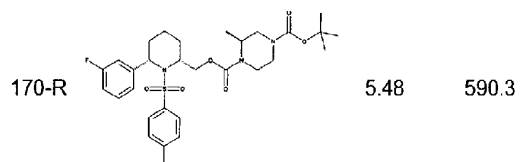
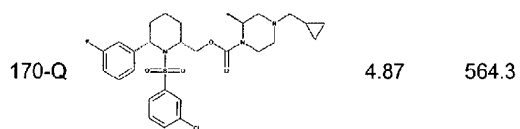
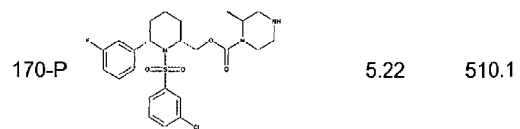
- 135 -



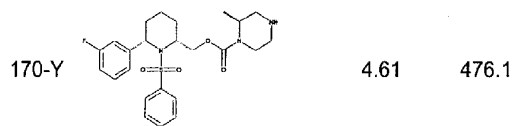
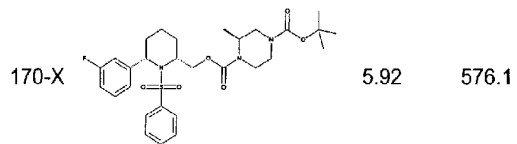
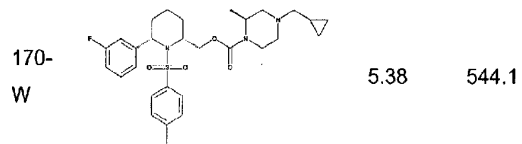
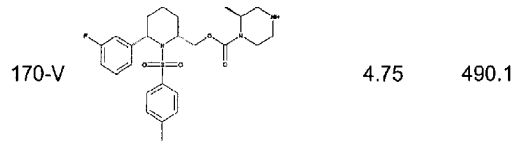
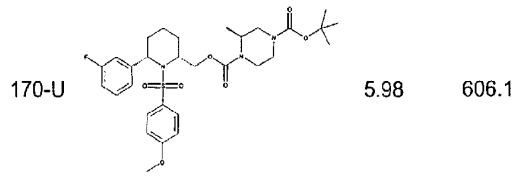
- 136 -



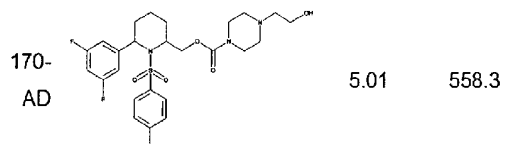
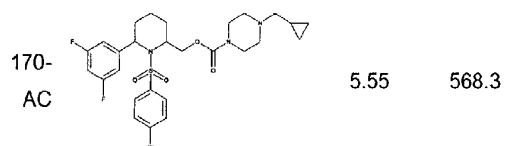
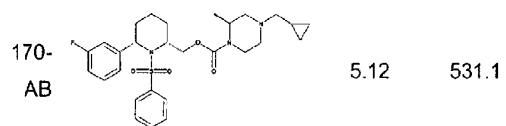
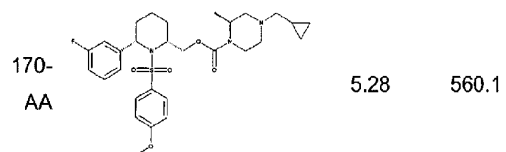
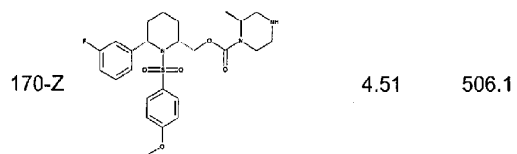
- 137 -



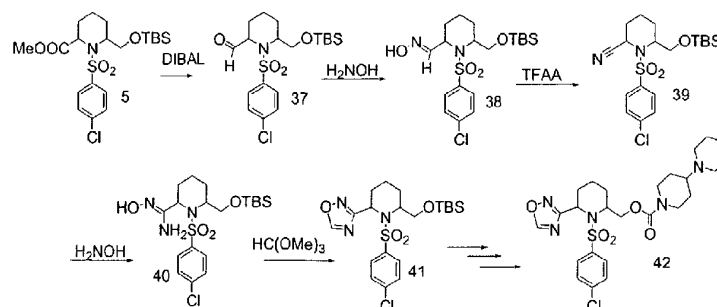
- 138 -



- 139 -

**Example 171:**

- 140 -



Step 1: To a solution of 1.35 g (2.92 mmol) of Compound 5 in 20.0 ml of DCM at -78°C was added 3.2 ml (3.2 mmol) of 1 M solution of DIBAL in toluene. The mixture was stirred for 5 min, quenched with a 20% aq. sodium potassium tartrate solution, warmed up to room temperature, extracted with DCM, dried over sodium sulfate and concentrated. The product was purified chromatographically using DCM as solvent to furnish 1.06 g of aldehyde 37.

Step 2: A mixture of 3.21 g of aldehyde 37, 3.21 g of hydroxylamine hydrochloride, 8 ml of triethylamine and 50 ml of ethanol was heated briefly with a heat gun to boiling till all components dissolved. The reaction mixture was stirred overnight at r.t., volatiles were evaporated, residue partitioned between DCM and water, aqueous phase was re-extracted with DCM. Combined organic phase was dried over sodium sulfate and concentrated. The product was purified chromatographically using gradient 5 to 20% of ethyl acetate in hexanes as solvent to furnish 1.546 g of oxime 38.

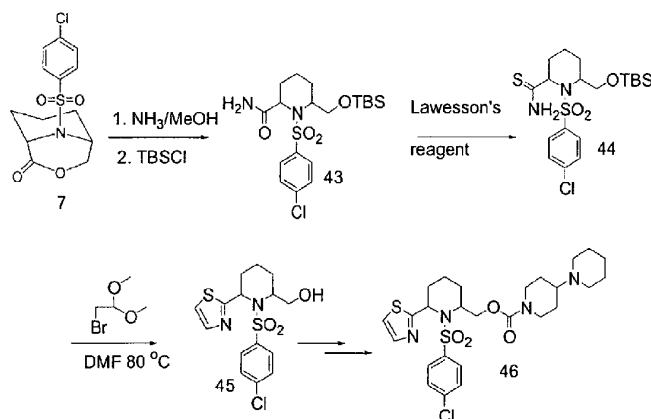
Step 3: To a solution of 1.21 g (2.71 mmol) of oxime 38 in 12 ml of DCM was added 2.18 ml (27 mmol) of pyridine followed by 1.14 g (5.42 mmol) of trifluoroacetic acid. The reaction mixture was stirred for 1 h, washed with water, dried over sodium sulfate and concentrated. The product was purified chromatographically using 10% of ethyl acetate in hexanes as solvent to furnish 1.09 g of nitrile 39.

Step 4: Heated a mixture of 100 mg of nitrile 39, 100 mg of hydroxylamine hydrochloride, 0.1 ml of Hunig's base and 1.0 ml of ethanol at 80°C for 10 min, removed heating and stirred over 24 h. The reaction mixture was partitioned between water and DCM, organic phase was dried over sodium sulfate and concentrated. The product was purified chromatographically using 30% of ethyl acetate in hexanes as solvent to furnish 90 mg of amidoxime 40.

- 141 -

Step 5: A mixture of 90 mg of amidoxime 40, 3.0 ml of triethylorthoformate, 5 mg of tosic acid hydrate and 0.5 ml of DCM was heated at 100 °C over a period of 40 min. The reaction mixture was partitioned between DCM and sat. sodium bicarbonate, organic phase was dried over sodium sulfate and concentrated. The product was purified chromatographically using 20% of ethyl acetate in hexanes as solvent to furnish 70 mg of oxadiazole 41.

Step 6: Conversion of oxadiazole 41 to compound 42 was carried out according to Steps 1 and 2 of example 166. ¹H NMR (CDCl₃ 300 MHz) δ 8.67 (1H, s), 7.89 (2H, d, J=8.05 Hz), 7.50 (2H, d, J=8.05 Hz), 5.42 (1H, d, J=5.8 Hz), 4.26 (1H, m), 4.12 (2H, m), 3.83 (2H, m), 2.69 (2H, m), 2.48 (4H, m), 2.37 (2H, m), 1.84-1.36 (15H, ser. m.), MS (ES) *m/e* 552.1 (M+H)⁺.

Example 172:

Step 1: Stirred a mixture of 1.0 g of compound 7 in 10 ml of 7 M solution of ammonia in methanol over a period of 3 h and evaporated the volatiles. 500 mg of resulting product was dissolved in 5 ml of DMF and treated with 152 mg (2.24 mmol) of imidazole and 218 mg (1.456 mmol) of TBSCl. Reaction mixture was stirred overnight, diluted with DCM, washed with sat. NaHCO₃, dried and concentrated. The product was purified chromatographically using 20% of ethyl acetate in hexanes as solvent to furnish 500 mg of amide 43.

Step 2: A mixture of 250 mg (0.56 mmol) of amide 43 and 226 mg (0.56 mmol) of Lawesson's reagent was refluxed in 3 ml of DCM over 8 h. Solvent was evaporated

- 142 -

and the product purified by prep. TLC using 30% of ethyl acetate in hexanes as solvent to furnish 70 mg of thioamide 44.

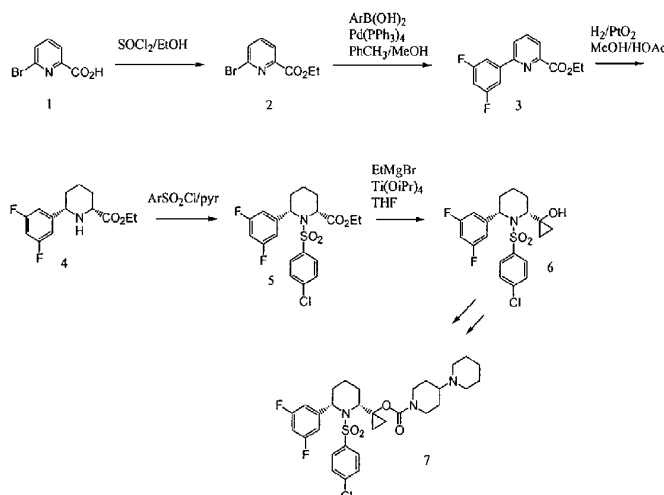
Step 3: Heated a mixture of 70 mg (0.151 mmol) of thioamide 44, 0.5 ml of dimethylacetal of bromoaldehyde in 1 ml of DMF at 80 °C over a period of 5 h.

- 5 Reaction mixture was partitioned between DCM and sat. NaHCO₃, dried and concentrated. The product was purified chromatographically using 30% of ethyl acetate in hexanes as solvent to furnish 25 mg of thiazole 45.

Step 4: Transformation of alcohol 45 to compound 46 was carried out according to Example 1 steps A and B. LCMS m/z=567.1, retention 4.88 min.

- 10 ¹H NMR (CDCl₃ 300 MHz) δ 7.86 (2H, d, J=8.8 Hz), 7.68 (1H, d, J=3.3 Hz), 7.52 (2H, d, J=8.8 Hz), 7.37 (1H, d, J=3.3 Hz), 5.35 (1H, d, J=5.5 Hz), 4.36 (1H, m), 4.20 (2H, m), 3.83 (1H, dd, J=6.6, 11.0 Hz), 3.63 (1H, dd, J=8.7, 11.0 Hz), 2.82-2.33 (8H, ser. m.), 1.88-1.20 (15H, ser. m.), MS (ES) m/e 567.1 (M+H)⁺.

Example 173:



15

Step 1: To a stirring solution of 6-bromopicolinic acid (14.25g, 70.3 mmol) in anhydrous ethanol (250 ml) is slowly added thionyl chloride (60 ml) at 5^oC. After the addition is completed, remove the ice-bath and stir the mixture at 25^oC for 3 hr.

- 20 Evaporate the solvent *in vacuo*, basify aqueous residue with saturated sodium

- 143 -

carbonate, and extract with DCM. Dry the organic phase over Na_2SO_4 and concentrate to give ethyl 6-bromopicolinate as white solid (15.75g).

5 **Step 2:** Heat ethyl 6-bromopicolinate (15.75g, 68.5 mmol), 3,5-difluorophenylboronic acid (12.98g, 82.2 mmol), tetrakis(triphenylphosphine)palladium (7.9g, 6.85 mmol) and sodium carbonate (18 g) in toluene (160 ml) and methanol (80 ml) under reflux for 16 hr. Cool to room temperature, dilute with DCM, and filter. Wash the filtrate with water, concentrate the dried (Na_2SO_4) organic solution, and purify the residue chromatographically using 5% ethyl acetate in hexanes to give 10.6 g of the product, as white solid.

10 **Step 3:** Under a hydrogen atmosphere, stir a solution of Compound 3 (10.5 g, 39.9 mmol) in methanol (400 ml) and glacial acetic acid (40 ml) in the presence of platinum oxide (1.81 g) for 72 hr. Purge the reaction mixture with nitrogen. Filter and then concentrate the reaction mixture in vacuo. Take up the residue in water, basify with saturated sodium carbonate, and extract with DCM. Dry the organic phase over

15 Na_2SO_4 and concentrate *in vacuo* to give light yellow foam (10.7 g).

Step 4: A solution of Compound 4 (10.7 g, 39.7 mmol) in pyridine (100 ml) is treated with 4-chlorobenzenesulfonylchloride (16.8 g, 79.5 mmol). The mixture is heated at 60°C for 4 hr. Cool to room temperature, concentrate *in vacuo*, and the residue is subjected to flash-chromatography over silica gel (eluting 10% ethyl acetate in

20 hexanes) to provide 14 g of product, as white powder.

Step 5: To a stirring solution of Compound 5 (2.0 g, 4.5 mmol) and titanium isopropoxide (0.41 ml, 1.35 mmol) in tetrahydrofuran (15 ml) is added a solution of ethylmagnesium bromide (4.5 ml, 13.5 ml, 3M in Et_2O) slowly over a period of 1 hr at 5°C , and the stirring is continued for 10 min. The mixture is then poured into cooled

25 (5°C) 10% aq HCl (45 ml) and the products are extracted with DCM (3X25 ml). The combined DCM extracts are washed with water (25 ml), dried (Na_2SO_4), and the solvent is removed. The product is obtained by flash-chromatography (eluting 13% ethyl acetate in hexanes) as light yellow oil (1.5 g).

Step 6: The compound was prepared from Compound 6 using procedures similar to

30 Example 1, Step 4(a) and 4(b), except that step 4(a) was modified so that a 2:1 mixture of THF and acetonitrile was used as solvent instead of DCM, and the mixture was heated at 78°C for 16 hr.

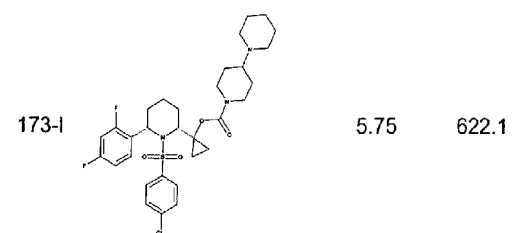
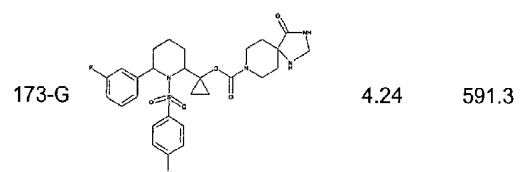
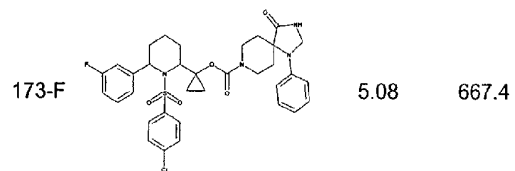
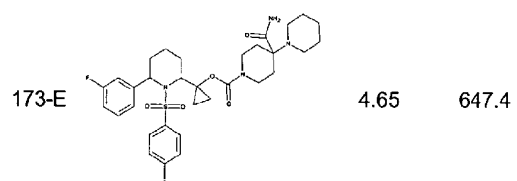
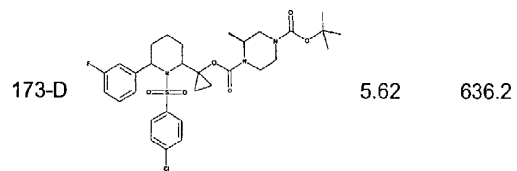
- 144 -

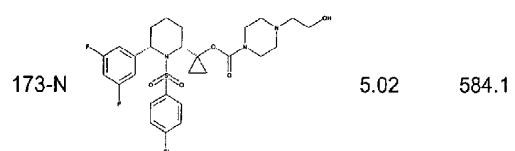
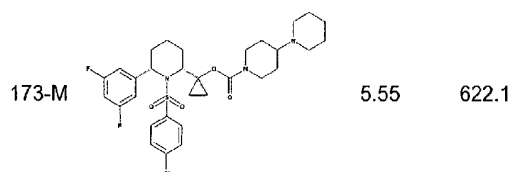
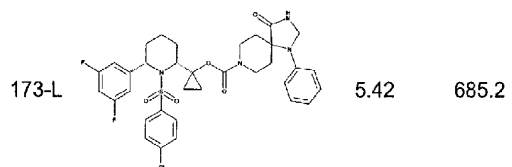
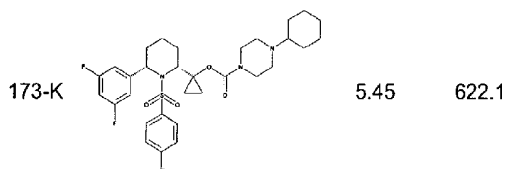
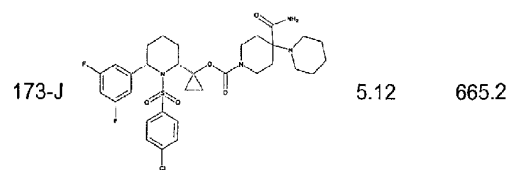
$^1\text{H NMR}$ (CDCl_3 , 400 MHz) δ 7.81 (2H, d, $J=8.3$ Hz), 7.79 (2H, d, $J=7.9$ Hz), 7.49 (2H, d, $J=8.1$ Hz), 6.75-6.62 (1H, m), 5.50-4.60 (2H, m), 4.35-3.62 (2H, m), 2.90-2.20 (7H, m), 2.10-0.86 (16H, m), 0.85-0.63 (2H, m), 0.50-0.10 (2H, m); MS (ES) m/e 623.1 ($\text{M}+\text{H}$) $^+$.

5 Compounds prepared via a similar method:

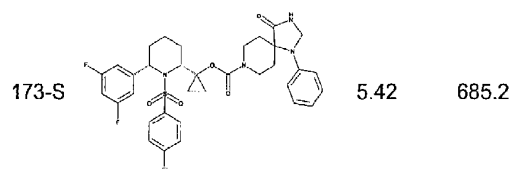
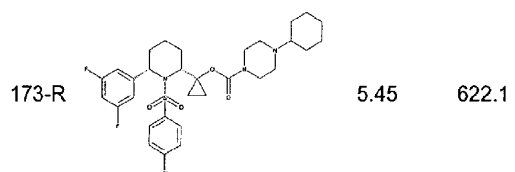
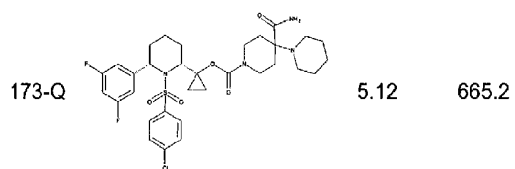
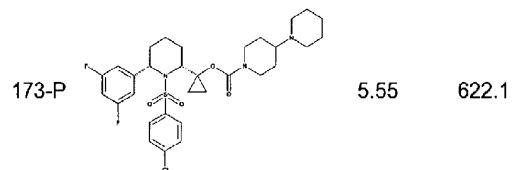
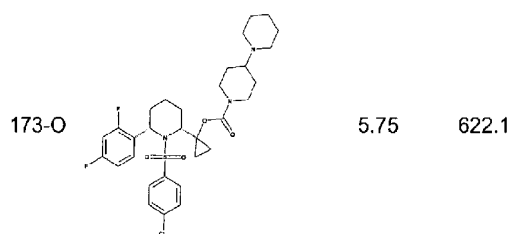
Compound No.	Structure	Retention Time (minutes)	Observed Mass
173-A		5.45	604.1
173-B		5.55	604.1
173-C		4.95	566.1

- 145 -

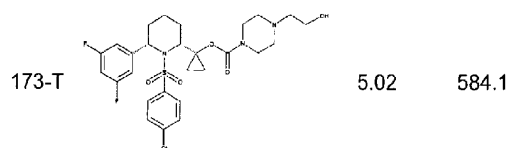
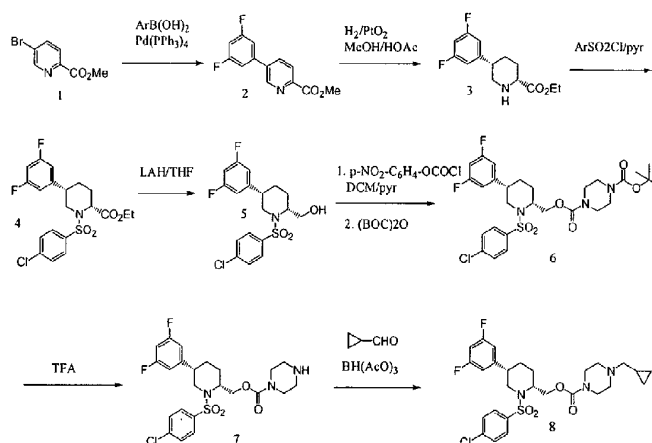




- 147 -



- 148 -

**Example 174:**

5 **Step 1:** Methyl 5-Bromopicolinate 1 was obtained as described in J. J. Song and N. K. Yee, *J. Org. Chem.* 2001, **66**, 605-608. A solution of this ester (2.5 g, 11.6 mmol) in a mixture of toluene (160 ml) and ethanol (80 ml) is treated with 3,5-difluorobenzeneboronic acid (2.19 g, 13.9 mmol), tetrakis(triphenylphosphine)palladium (1.34 g, 1.16 mmol) and sodium carbonate (2.5

10 g). The mixture is heated at reflux for 16 hr. The solvent is removed at reduced pressure. The residue is redissolved in DCM, washed with water, dried over Na_2SO_4 , concentrated and purified chromatographically using 30% ethyl acetate in hexanes as solvent to furnish 2.17 g of the product.

15 **Step 2:** Under a hydrogen atmosphere, stir a solution of Compound 2 (2.3 g, 9.2 mmol) in methanol (90 ml) and glacial acetic acid (10 ml) in the presence of platinum oxide (0.42 g) for 8 hr. Purge the reaction mixture with nitrogen. Filter and then concentrate the reaction mixture *in vacuo*. Take up the residue in water, basify with

- 149 -

saturated sodium carbonate, and extract with DCM. Dry the organic phase over Na_2SO_4 and concentrate *in vacuo* to give light yellow foam (2.3 g).

Step 3: A solution of Compound 3 (2.3 g, 9.2 mmol) in pyridine (20 ml) is treated with 4-chlorobenzenesulfonylchloride (3.8 g, 18.5 mmol). The mixture is heated at 60°C for 5 16 hr. Cool to room temperature, concentrate in vacuo, and the residue subjected to flash-chromatography over silica gel (eluting 10% ethyl acetate in hexanes) to provide 2.1 g of product, as white powder.

Step 4: To an ice-cold solution of Compound 4 (2.1 g, 4.9 mmol) in THF (15 ml) is slowly added a solution of lithium aluminum hydride (9.8 ml, 1M THF). The cooling 10 bath is removed and the reaction is stirred at ambient temperature for 2 hr. The mixture is quenched sequentially with water (0.4 ml), 15% NaOH (0.4 ml), and water (1.2 ml). The mixture is stirred for 1 hr, filtered, the filtrate dried over Na_2SO_4 , and concentrated to give 1.8 g of the product as yellow solid.

Step 5: This was prepared according to Step 4 of Example 1, using N-Boc piperazine 15 at the last stage as the amine.

Step 6: A solution of Compound 6 (100.0 mg, 0.163 mmol) in DCM (3 ml) is treated with TFA, and the mixture is stirred at ambient temperature for 2 hr. The mixture is basified with saturated sodium carbonate, extracted with DCM, dried over Na_2SO_4 , and concentrated to afford 72.3 mg of the product, as white powder.

Step 7: To a solution of Compound 7 (50.0 mg, 0.097 mmol) in dichloroethane (2.0 20 ml) is added cyclopropanecarboxaldehyde (20.0 mg, 0.28 mmol) followed by sodium triacetoxyborohydride (60.0 mg, 0.28 mmol) and one drop of acetic acid. After stirring at ambient temperature for 16 hr, the mixture is diluted with water and basified with saturated sodium carbonate. The crude product is extracted with DCM, washed with 25 water, dried over Na_2SO_4 , and concentrated. The crude was purified by preparative TLC (eluting 95:5:0.5; DCM:MeOH: NH_4OH) to furnish 30.0 mg of the product, as white powder. ^1H NMR (CDCl_3 , 400 MHz) δ 7.78 (2H, d, $J=7.8$ Hz), 7.49 (2H, d, $J=7.8$ Hz), 6.75-6.62 (3H, m), 4.50-4.36 (2H, m), 4.18-4.02 (1H, m), 3.89-3.71 (1H, m), 3.52 (4H, s. br.), 3.08 (1H, t, $J = 9.0$ Hz), 2.65-2.34 (4H, m), 2.34 (2H, d, $J = 6.6$ Hz), 1.84- 30 1.56 (4H, m), 0.95-0.74 (1H, m), 0.53 (2H, d, $J = 7.8$ Hz), 0.11 (2H, d, $J = 4.5$ Hz); MS (ES) m/e 569.1 (M+H) $^+$.

- 150 -

Assay:

Gamma secretase activity was determined as described by Zhang *et al.* (*Biochemistry*, **40** (16), 5049 -5055, 2001). Activity is expressed either as a percent inhibition or as the concentration of compound producing 50% inhibition of enzyme activity.

5 *Reagents.* Antibodies W02, G2-10, and G2-11 were obtained from Dr. Konrad Beyreuther (University of Heidelberg, Heidelberg, Germany). W02 recognizes residues 5-8 of A β peptide, while G2-10 and G2-11 recognize the specific C-terminal structure of A β 40 and A β 42, respectively. Biotin-4G8 was purchased from Senetec

10 (St. Louis, MO). All tissue culture reagents used in this work were from Life Technologies, Inc., unless otherwise specified. Pepstatin A was purchased from Roche Molecular Biochemicals; DFK167 was from Enzyme Systems Products (Livermore, CA).

cDNA Constructs, Tissue Culture, and Cell Line Construction. The construct SPC99-

15 Lon, which contains the first 18 residues and the C-terminal 99 amino acids of APP carrying the London mutation, has been described (Zhang, L., Song, L., and Parker, E. (1999) *J. Biol. Chem.* 274, 8966-8972). Upon insertion into the membrane, the 17 amino acid signal peptide is processed, leaving an additional leucine at the N-

20 terminus of A β . SPC99-Lon was cloned into the pcDNA4/TO vector (Invitrogen) and transfected into 293 cells stably transfected with pcDNA6/TR, which is provided in the T-REx system (Invitrogen). The transfected cells were selected in Dulbecco's modified Eagle's media (DMEM) supplemented with 10% fetal bovine serum, 100 units/mL penicillin, 100 g/mL streptomycin, 250 g/mL zeocin, and 5 g/mL blasticidin (Invitrogen). Colonies were screened for A β production by inducing C99 expression

25 with 0.1 g/mL tetracycline for 16-20 h and analyzing conditioned media with a sandwich immunoassay (see below). One of the clones, designated as pTRE.15, was used in these studies.

Membrane Preparation. C99 expression in cells was induced with 0.1 g/mL tetracycline for 20 h. The cells were pretreated with 1 M phorbol 12-myristate 13-

30 acetate (PMA) and 1 M brefeldin A (BFA) for 5-6 h at 37 C before harvesting. The cells were washed 3 times with cold phosphate-buffered saline (PBS) and harvested in buffer A containing 20 mM Hepes (pH 7.5), 250 mM sucrose, 50 mM KCl, 2 mM EDTA, 2 mM EGTA, and Complete protease inhibitor tablets (Roche Molecular

- 151 -

Biochemicals). The cell pellets were flash-frozen in liquid nitrogen and stored at -70 C before use.

To make membranes, the cells were resuspended in buffer A and lysed in a nitrogen bomb at 600 psi. The cell lysate was centrifuged at 1500g for 10 min to remove nuclei and large cell debris. The supernatant was centrifuged at 100000g for 1 h. The membrane pellet was resuspended in buffer A plus 0.5 M NaCl, and the membranes were collected by centrifugation at 200000g for 1 h. The salt-washed membrane pellet was washed again in buffer A and centrifuged at 100000g for 1 h. The final membrane pellet was resuspended in a small volume of buffer A using a Teflon-glass homogenizer. The protein concentration was determined, and membrane aliquots were flash-frozen in liquid nitrogen and stored at -70 C.

γ -Secretase Reaction and A β Analysis. To measure γ -secretase activity, membranes were incubated at 37 C for 1 h in 50 L of buffer containing 20 mM Hepes (pH 7.0) and 2 mM EDTA. At the end of the incubation, A β 40 and A β 42 were measured using an electrochemiluminescence (ECL)-based immunoassay. A β 40 was identified with antibody pairs TAG-G2-10 and biotin-W02, while A β 42 was identified with TAG-G2-11 and biotin-4G8. The ECL signal was measured using an ECL-M8 instrument (IGEN International, Inc.) according to the manufacturer's instructions. The data presented were the means of the duplicate or triplicate measurements in each experiment. The characteristics of γ -secretase activity described were confirmed using more than five independent membrane preparations.

Using the above assay, the compounds of Examples 1-29, 31-33, 35-48, 50-61, 63-67, 67A-67BR, 68, 69, 71-74, 74A, 74B, 74C, 75, 76, 78-83, 85-99, 101-159, 159A, 159B, 159C, 160, 160A-160AA, 161, 161A-161G, 162, 162A, 162B, 162C, 164, 164A, 164B, 164C, 165-167, 167A, 167B, 167C, 168, 168A, 169, 169A-169D, 170, 170A-170AD, 171-173, 173A-173T, and 174 showed IC₅₀ within the range of about 0.0002 to about 15 μ M. The compounds of Examples 67B, 67E, 67N, 67P, 67U, 67AG, 67AT, 67AW, 67AY, 67BA, 67BD, 67BE, 67BG, 67BH, 67BL, 160B, 160K, 161, 161A, 161E, 161F, 173, 173A, 173B, 173C, 173E, 173G, 173I, 173J, 173K, 173L and 173N showed IC₅₀ within the range of about 0.0002 to about .015 μ M.

The γ -secretase inhibitory activity of some of the inventive compounds are shown below:

- 152 -

	<u>Example</u>	<u>IC50 (μM)</u>
	7-B	.0027
	7-AT	.0038
	7-BG	.0023
5	61-A	.0028
	73	.0002
	73-A	.0007
	73-C	.0018
	73-E	.0027
10	73-J	.0008
	73-N	.0024

- Pharmaceutical compositions can comprise one or more of the compounds of formula I. For preparing pharmaceutical compositions from the compounds described
- 15 by this invention, inert, pharmaceutically acceptable carriers can be either solid or liquid. Solid form preparations include powders, tablets, dispersible granules, capsules, cachets and suppositories. The powders and tablets may be comprised of from about 5 to about 95 percent active compound. Suitable solid carriers are known in the art, e.g. magnesium carbonate, magnesium stearate, talc, sugar or lactose.
- 20 Tablets, powders, cachets and capsules can be used as solid dosage forms suitable for oral administration. Examples of pharmaceutically acceptable carriers and methods of manufacture for various compositions may be found in A. Gennaro (ed.), Remington's Pharmaceutical Sciences, 18th Edition, (1990), Mack Publishing Co., Easton, Pennsylvania.
- 25 Liquid form preparations include solutions, suspensions and emulsions. As an example may be mentioned water or water-propylene glycol solutions for parenteral injection or addition of sweeteners and opacifiers for oral solutions, suspensions and emulsions. Liquid form preparations may also include solutions for intranasal administration.
- 30 Aerosol preparations suitable for inhalation may include solutions and solids in powder form, which may be in combination with a pharmaceutically acceptable carrier, such as an inert compressed gas, e.g. nitrogen.

- 153 -

Also included are solid form preparations which are intended to be converted, shortly before use, to liquid form preparations for either oral or parenteral administration. Such liquid forms include solutions, suspensions and emulsions.

5 The compounds of the invention may also be deliverable transdermally. The transdermal compositions can take the form of creams, lotions, aerosols and/or emulsions and can be included in a transdermal patch of the matrix or reservoir type as are conventional in the art for this purpose.

10 Preferably, the pharmaceutical preparation is in a unit dosage form. In such form, the preparation is subdivided into suitably sized unit doses containing appropriate quantities of the active compound, e.g., an effective amount to achieve the desired purpose.

The quantity of active compound in a unit dose of preparation may be varied or adjusted from about 0.01 mg to about 1000 mg, preferably from about 0.01 mg to about 750 mg, more preferably from about 0.01 mg to about 500mg, and most
15 preferably from about 0.01 mg to about 250 mg, according to the particular application.

20 The actual dosage employed may be varied depending upon the requirements of the patient and the severity of the condition being treated. Determination of the proper dosage regimen for a particular situation is within the skill of the art. For convenience, the total daily dosage may be divided and administered in portions during the day as required.

25 The amount and frequency of administration of the compounds of the invention and/or the pharmaceutically acceptable salts thereof will be regulated according to the judgment of the attending clinician considering such factors as age, condition and size of the patient as well as severity of the symptoms being treated. A typical recommended daily dosage regimen for oral administration can range from about 0.04 mg/day to about 4000 mg/day, in one to four divided doses.

30 While the present invention has been described in conjunction with the specific embodiments set forth above, many alternatives, modifications and variations thereof will be apparent to those of ordinary skill in the art. All such alternatives, modifications and variations are intended to fall within the spirit and scope of the present invention.

- 153a -

2003210865 08 Jan 2008

In the claims which follow and in the preceding description of the invention, except where the context requires otherwise due to express language or necessary implication, the word "comprise" or variations such as "comprises" or "comprising" is used in an inclusive sense, i.e. to specify the presence of the stated features but not to preclude the presence or addition of further features in various embodiments of the invention.

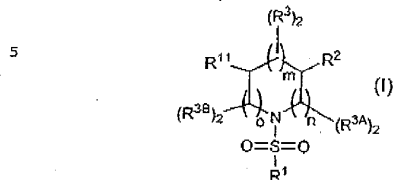
It is to be understood that a reference herein to a prior art document does not constitute an admission that the document forms part of the common general knowledge in the art in Australia or any other country.

H:\Sydney\Casual\Patent\531000-53999\53779\AU\Spool\#131779-AU Specification 2008-1-3.doc 3/11/08

- 154 -

THE CLAIMS DEFINING THE INVENTION ARE AS FOLLOWS:

1. A compound of the formula



- 10 or a pharmaceutically acceptable salt or solvate thereof, wherein:

(A) R¹ is selected from the group consisting of:

- (1) unsubstituted aryl;
 (2) aryl substituted with one or more R⁵ groups;
 (3) unsubstituted heteroaryl; and
 15 (4) heteroaryl substituted with one or more R⁵ groups;

(B) R² is selected from the group consisting of:

- (1) -X(CO)Y;
 (2) -(C₁-C₆)alkylene-X(CO)Y;
 (3) -(C₀-C₆)alkylene-(C₂-C₆)cycloalkylene-(C₀-C₆)alkylene-X(CO)Y;
 20 (C) Each R³ is independently selected from the group consisting of:

- (1) H, and
 (2) alkyl, and

(D) Each R^{3A} and R^{3B} are independently selected from the group consisting of:

- (1) H; and
 (2) alkyl;

(E) R⁵ is independently selected from the group consisting of:

- (f) halo;

\\S:\cnc\Case\Patent\52000-5399\955779.AU\Spec\PS3775.AU Specification 2008-1-3.doc 3/1/08

- 155 -

- (2) -CF₃;
- (3) -OH;
- (4) -Oalkyl;
- (5) -OCF₃;
- 5 (6) -CN;
- (7) -NH₂;
- (8) -CO₂alkyl;
- (9) -CONR⁶R⁷;
- (10) -alkylene-NR⁶R⁷;
- 10 (11) -NR⁶COalkyl;
- (12) -NR⁶COaryl;
- (13) -NR⁶COheteroaryl; and
- (14) -NR⁶CONR⁶R⁷;
- (F) X is selected from the group consisting of:
- 15 (1) -O-;
- (2) -NH-;
- (3) -Nalkyl; and
- (4) -Oalkylene;
- (G) Y is selected from the group consisting of:
- 20 (1) -NR⁶R⁷;
- (2) -N(R³)(CH₂)_bNR⁶R⁷ wherein b is 2-6;
- (3) unsubstituted aryl;
- (4) unsubstituted heteroaryl;
- (5) -alkyl;
- 25 (6) -cycloalkyl,
- (7) unsubstituted arylalkyl;
- (8) unsubstituted arylcycloalkyl;
- (9) unsubstituted heteroarylalkyl;
- (10) unsubstituted heteroaryl-cycloalkyl;
- 30 (11) unsubstituted aryl/heterocycloalkyl;
- (12) substituted aryl;
- (13) substituted heteroaryl;
- (14) substituted arylalkyl;
- (15) substituted arylcycloalkyl;

- 156 -

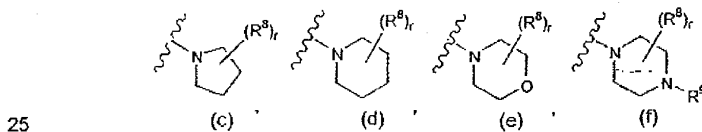
2003210865 08 Jan 2008

- (16) substituted heteroarylalkyl;
- (17) substituted heteroarylcycloalkyl; and
- (18) substituted arylheterocycloalkyl;

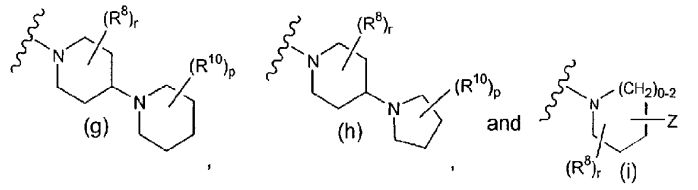
5 wherein the aryl moiety in said substituted groups (12), (14), (15) and (18) of said Y group, and the heteroaryl moiety in said substituted groups (13), (16), and (17) of said Y group, are substituted with one or more substituents independently selected from the group consisting of:

- (a) halo;
- 10 (b) $-\text{CF}_3$;
- (c) $-\text{OH}$;
- (d) $-\text{Oalkyl}$;
- (e) $-\text{OCF}_3$;
- (f) $-\text{CN}$;
- 15 (g) $-\text{NH}_2$;
- (h) $-\text{CO}_2(\text{C}_1\text{-C}_6)\text{alkyl}$;
- (i) $-\text{C}(\text{O})\text{NR}^6\text{R}^7$;
- (j) $-(\text{C}_1\text{-C}_6)\text{alkylene-NR}^6\text{R}^7$;
- (k) $-\text{NR}^6\text{COalkyl}$;
- 20 (l) $-\text{NR}^6\text{COaryl}$;
- (m) $-\text{NR}^6\text{COheteroaryl}$; and
- (n) $-\text{NR}^6\text{CONR}^6\text{R}^7$;

or Y is selected from the group consisting of:



- 157 -



- (H) R^6 and R^7 are independently selected from the group consisting of
- (1) H;
 - 5 (2) alkyl;
 - (3) cycloalkyl;
 - (4) arylalkyl;
 - (5) heteroarylalkyl;
 - (6)



- (I) Each R^8 is independently selected from the group consisting of:
- 15 (1) alkyl; and
 - (2) alkyl substituted with 1 to 4 hydroxy groups;
- (J) Each R^9 is independently selected from the group consisting of:
- (1) H;
 - (2) alkyl;
 - 20 (3) alkyl substituted with 1 to 4 hydroxy groups;
 - (4) cycloalkyl;
 - (5) cycloalkyl substituted with 1 to 4 hydroxy groups;
 - (6) arylalkyl;

2003210865 15 Jan 2008

- 158 -

- (7) heteroarylalkyl;
(8) -C(O)Oalkyl;
(9) alkylene-O-alkylene-OH;
(10) aryl substituted with one or more R⁵ groups; and
5 (11) heteroaryl substituted with one or more R⁵ groups;
(12) unsubstituted heteroaryl;
(13) unsubstituted aryl; and
(14) -alkylene-C(O)Oalkyl;
(K) Each R¹⁰ is independently selected from the group consisting of:
(1) alkyl;
10 (L) R¹¹ is selected from the group consisting of:
(1) unsubstituted aryl;
(2) substituted aryl;
(3) unsubstituted heteroaryl,
(4) alkyl;
15 (5) cycloalkyl;
(6) unsubstituted arylalkyl;
(7) unsubstituted arylcycloalkyl,
(8) unsubstituted heteroarylalkyl;
(9) unsubstituted heteroarylcyloalkyl;
20 (10) unsubstituted arylheterocycloalkyl;
(11) alkoxyalkyl;
(12) substituted heteroaryl;
(13) substituted arylalkyl;
(14) substituted arylcycloalkyl;
25 (15) substituted heteroarylalkyl;
(16) substituted arylheterocycloalkyl;

30 wherein the aryl moiety in said substituted groups (2), (13), (14) and (16) of said R¹¹ group, and the heteroaryl moiety in said substituted groups (12) and (15) of said R¹¹ group, are substituted with one or more substituents independently selected from the group consisting of:

2003210865 08 Jan 2008

- 159 -

- (a) halo;
- (b) $-\text{CF}_3$;
- (c) $-\text{OH}$;
- (d) $-\text{Oalkyl}$;
- 5 (e) $-\text{OCF}_3$;
- (f) $-\text{CN}$;
- (g) $-\text{NH}_2$;
- (h) $-\text{CO}_2(\text{C}_1-\text{C}_6)\text{alkyl}$;
- (i) $-\text{CONR}^6\text{R}^7$;
- 10 (j) $-(\text{C}_1-\text{C}_6)\text{alkylene-NR}^6\text{R}^7$;
- (k) $-\text{NR}^6\text{COalkyl}$;
- (l) $-\text{NR}^6\text{COaryl}$;
- (m) $-\text{NR}^6\text{COheteroaryl}$; and
- (n) $-\text{NR}^6\text{CONR}^6\text{R}^7$;
- 15 (M) m is 0 to 3, and n is 0 to 3, o is 0-3, such that $m+n+o$ is 3;
- (N) p is 0 to 4;
- (O) r is 0 to 4;
- (P) s is 0 to 3; and
- (Q) Z is selected from the group consisting of:
- 20 (1) unsubstituted heterocycloalkyl;
- (2) substituted heterocycloalkyl;
- (3) $-\text{NH}_2$;
- (4) $-\text{NH}(\text{alkyl})$;
- (5) $-\text{N}(\text{alkyl})_2$ wherein each alkyl is the same or different;
- 25 (6) $-\text{NH}(\text{unsubstituted cycloalkyl})$;
- (7) $-\text{NH}(\text{substituted cycloalkyl})$;
- (8) $-\text{N}(\text{alkyl})(\text{unsubstituted cycloalkyl})$;
- (9) $-\text{N}(\text{alkyl})(\text{substituted cycloalkyl})$;
- (10) $-\text{NH}(\text{unsubstituted aralkyl})$;
- 30 (11) $-\text{NH}(\text{substituted aralkyl})$;
- (12) $-\text{N}(\text{alkyl})(\text{aralkyl})$;
- (13) $-\text{NH}(\text{unsubstituted heterocycloalkyl})$;
- (14) $-\text{NH}(\text{substituted heterocycloalkyl})$;
- (15) $-\text{N}(\text{alkyl})(\text{unsubstituted heterocycloalkyl})$.

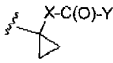
- 160 -

2003210865 08 Jan 2008

- (16) -N(alkyl)(substituted heterocycloalkyl);
- (17) -NH(unsubstituted heteroaralkyl);
- (18) -NH(substituted heteroaralkyl);
- (19) -NH-alkylene-(unsubstituted cycloalkyl);
- 5 (20) -NH-alkylene-(substituted cycloalkyl);
- (21) -N(alkyl)alkylene-(unsubstituted cycloalkyl);
- (22) -N(alkyl)alkylene-(substituted cycloalkyl);
- (23) -NHalkylene-(unsubstituted heterocycloalkyl);
- (24) -NHalkylene-(substituted heterocycloalkyl);
- 10 (25) -N(alkyl)alkylene-(unsubstituted heterocycloalkyl);
- (26) -N(alkyl)alkylene-(substituted heterocycloalkyl);
- (27) unsubstituted benzofused heterocycloalkyl; and
- (28) substituted benzofused heterocycloalkyl;
- 15 wherein said substituted heterocycloalkyl moiety of substituents (2), (14), (16), (24), (26) and (27) of group Z, and said substituted cycloalkyl moiety of substituents (7), (9), (20) and (22) of group Z, and said substituted aryl moiety of substituent (11) of group Z, and said substituted heteroaryl moiety of substituent (18) of group Z, are substituted with 1 to 3 groups independently selected from the group consisting of:
- 20
- (a) alkyl;
- (b) -OH;
- (c) -Oalkyl;
- (d) -O(CO)alkyl;
- 25 (e) -O(CO)aryl;
- (f) -NH₂;
- (g) -NH(alkyl);
- (h) -N(alkyl)₂ wherein each alkyl is the same or different;
- (i) -NH(CO)alkyl;
- 30 (j) -N(alkyl)(CO)alkyl;
- (k) -NH(CO)aryl;
- (l) -N(alkyl)(CO)aryl;
- (m) -COalkyl;
- (n) -COaryl;

- 161 -

2003210865 08 Jan 2008

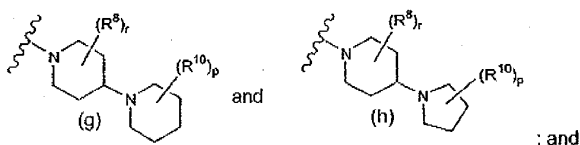
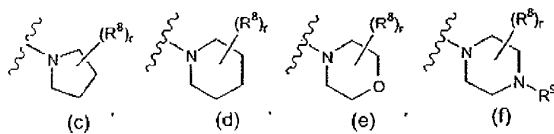
- (o) $-\text{CONH}_2$;
- (p) $-\text{CONH}(\text{alkyl})$;
- (q) $-\text{CON}(\text{alkyl})_2$ wherein each alkyl is the same or different;
- (r) $-\text{COOalkyl}$;
- 5 (s) $-\text{alkylene-C(O)Oalkyl}$ (e.g., $-(\text{C}_1-\text{C}_3)\text{alkylene-C(O)O}(\text{C}_1-\text{C}_6)\text{alkyl}$);
- (t) piperidinyl;
- (u) pyrrolidinyl;
- (v) 1,1-ethylenedioxy;
- (w) aryl;
- 10 (x) heteroaryl; and
- (y) $-\text{O-CH}_2\text{CH}_2\text{-O-}$ wherein both oxygen atoms are bound to the same carbon atom, and provided that the aryl and heteroaryl moieties of said Z group are not substituted with said $-\text{O-CH}_2\text{CH}_2\text{-O-}$ group.
- 15 2. The compound of Claim 1 wherein:
- (A) R^1 is aryl substituted with one or more R^6 groups;
- (B) n is 0 or 1 and m is 2 or 3 such that $m+n$ is 3; and
- (C) p is 0 or 1.
- 20
3. The compound of Claim 2 wherein:
- (A) R^1 is phenyl substituted with one or more R^6 groups; and
- (B) n is 0 and m is 3;
- 25
4. The compound of claim 1, wherein R^2 is , wherein X and Y are as defined.
5. The compound of Claim 3 wherein R^1 is phenyl substituted with one or more halo atoms.
- 30
6. The compound of Claim 1 wherein:
- (A) R^1 is aryl substituted with one or more R^6 groups;
- (B) n is 0 or 1 and m is 2 or 3 such that $m+n$ is 3;

2003210865 08 Jan 2008

- 162 -

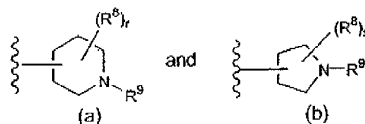
- (C) p is 0 or 1;
- (D) X is O;
- (E) Y is $-NR^6R^7$; or Y is selected from the group consisting of:

5



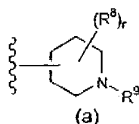
10

- (F) R^6 and R^7 are independently selected from the group consisting of: H, methyl, ethyl, $-(C_3-C_8)$ cycloalkyl, $-aryl(C_1-C_8)alkyl$, 4-pyridylmethyl, and



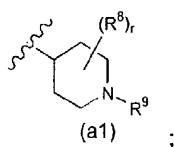
15 7. The compound of Claim 6 wherein:

- (A) R^1 is phenyl substituted with one or more R^5 groups;
- (B) n is 0 and m is 3;
- (C) said group

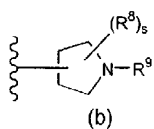


20 is a group of the formula:

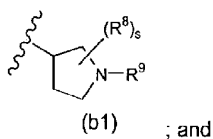
- 163 -



(D) said group



is a group of the formula:



5

(E) R¹¹ is selected from the group consisting of: -(C₁-C₆)alkyl, (C₃-C₈)-cycloalkyl, aryl, aryl(C₁-C₆)alkyl and -(C₁-C₆)alkoxyalkyl.

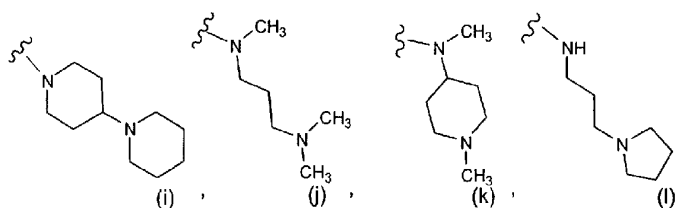
8. The compound of Claim 7 wherein said R¹¹ is selected from the group consisting of: methyl, ethyl, cyclohexyl, phenyl, benzyl, -(CH₂)₂phenyl, and -CH₂OCH₃.

9. The compound of Claim 7 wherein R¹ is phenyl substituted with one or more halo atoms.

15

10. The compound of Claim 8 wherein R¹¹ is phenyl substituted with one or more halo atoms.

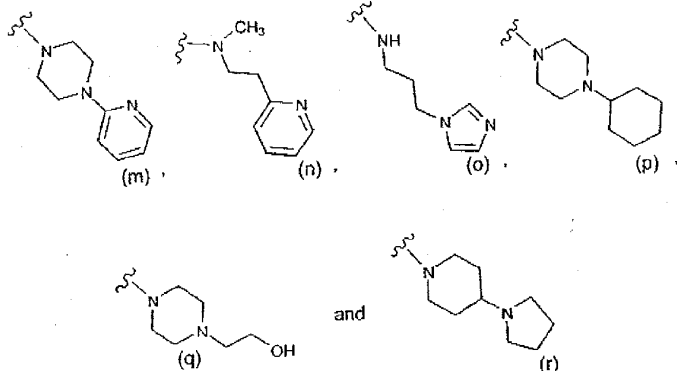
11. The compound of Claim 6 wherein Y is selected from the group consisting of:



20

2003210865 08 Jan 2008

- 164 -

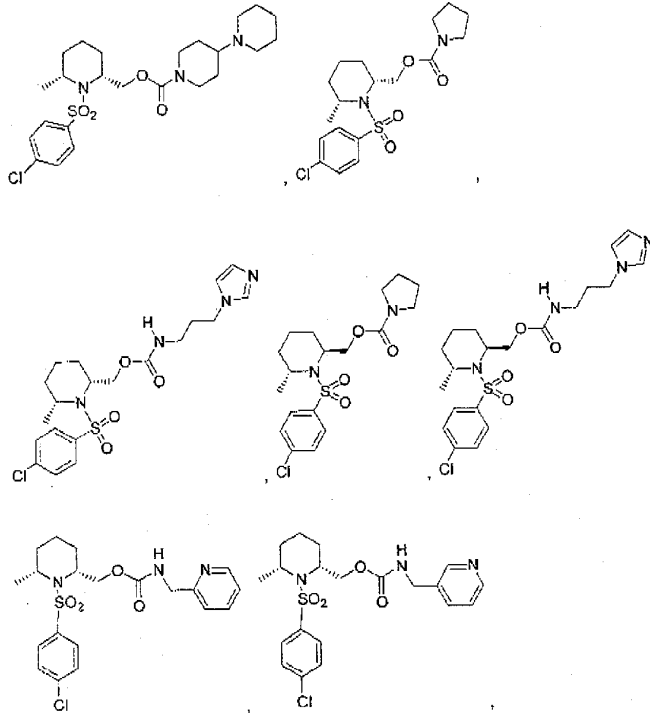


N:\Sydney\Korea\Patent\33000-53969\23779_AUSpec\031719_AU_Specification_2308-1-0.doc 3/01/08

2003210865 17 Jan 2008

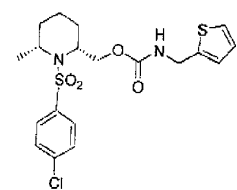
165

12. The compound of claim 1 selected from the group consisting of:

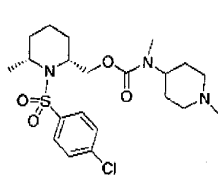
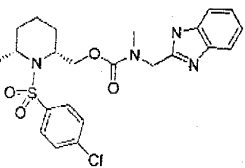
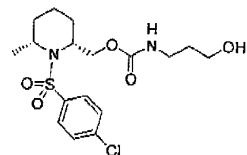
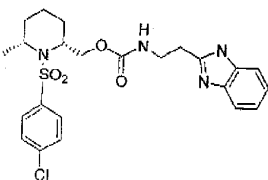
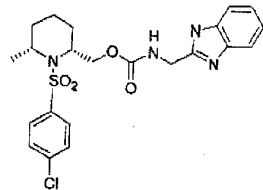
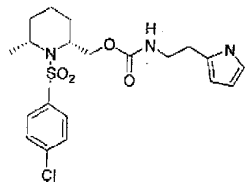
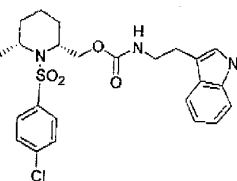


55090-1

2003210865 15 Jan 2008

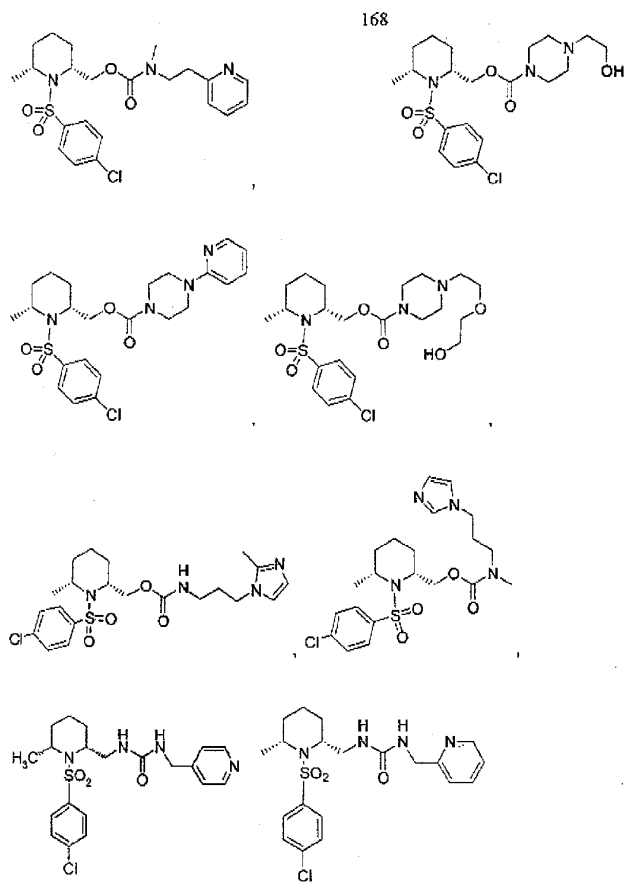


167



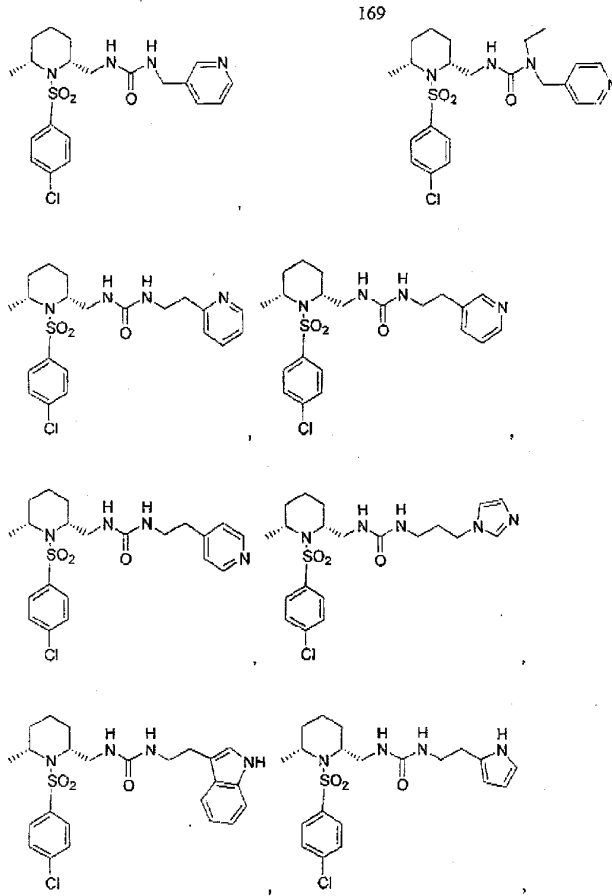
55090-1

2003210865 15 Jan 2008



55090-1

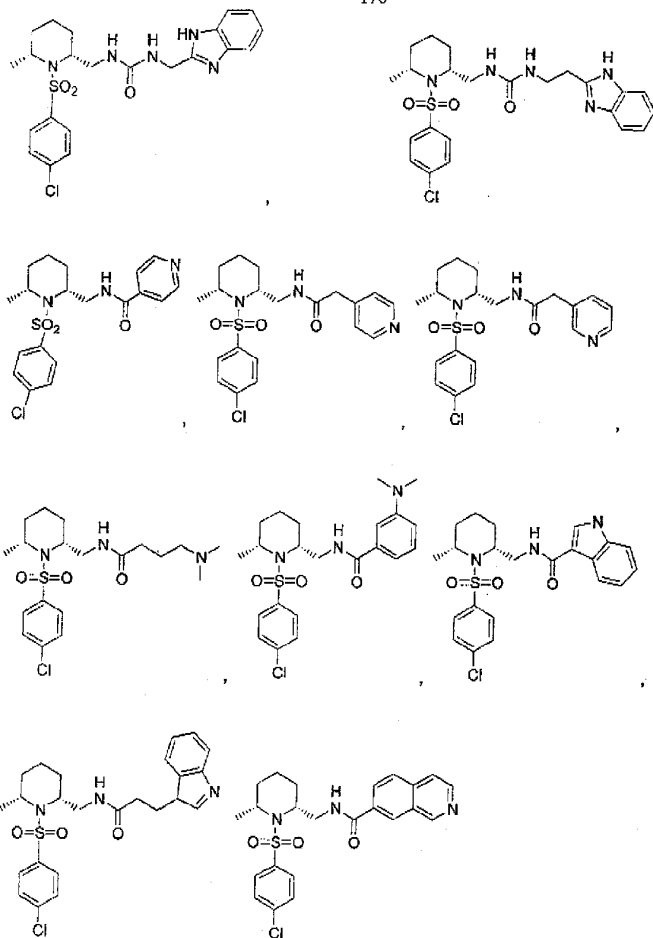
2003210865 15 Jan 2008



55090-1

2003210865 15 Jan 2008

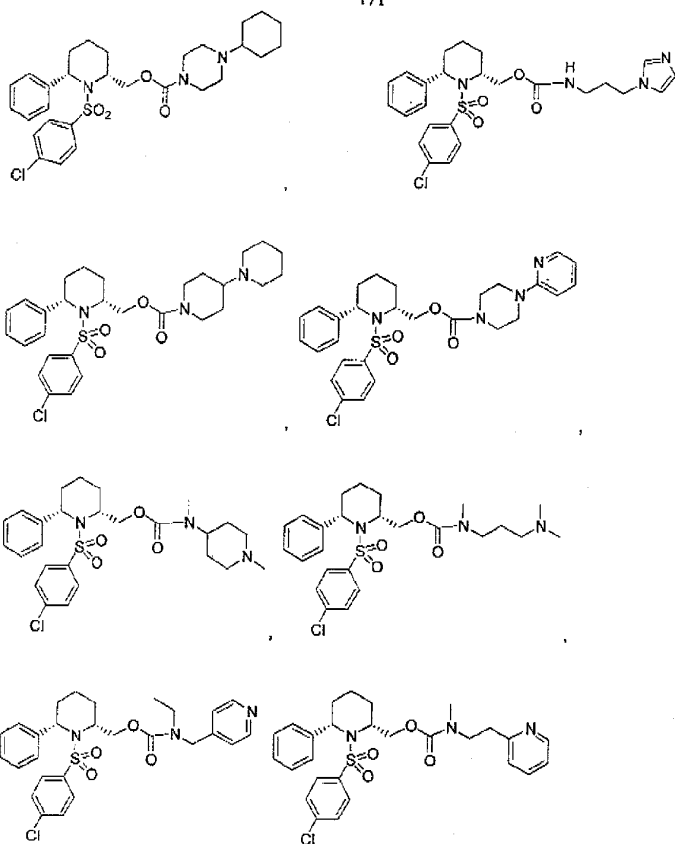
170



55090-1

2003210865 15 Jan 2008

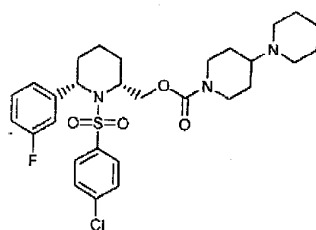
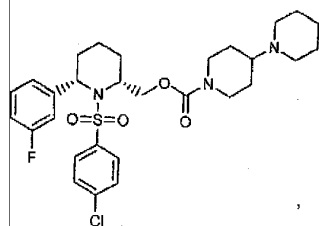
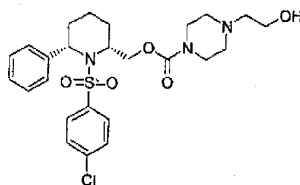
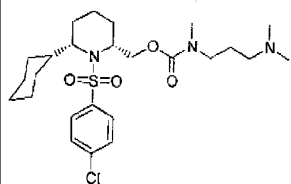
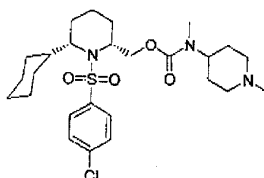
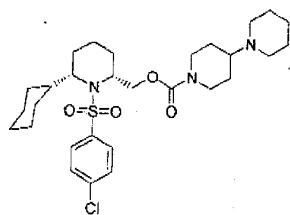
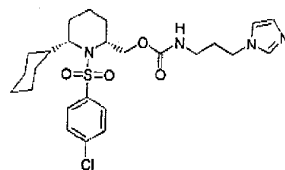
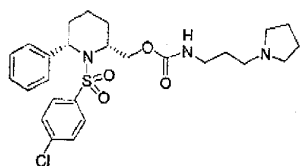
171



55090-1

2003210865 15 Jan 2008

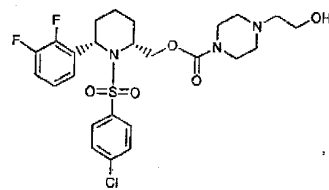
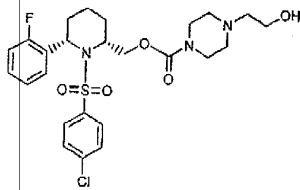
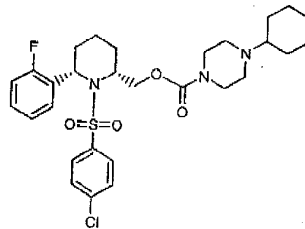
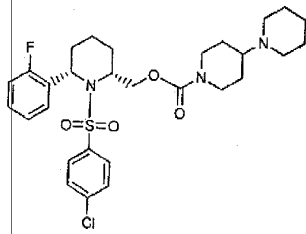
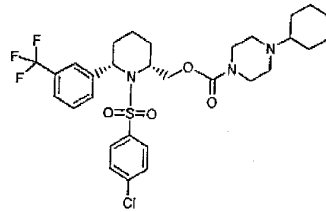
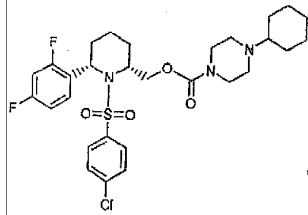
172



55090-1

2003210865 15 Jan 2008

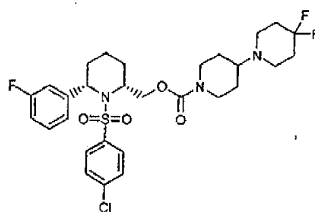
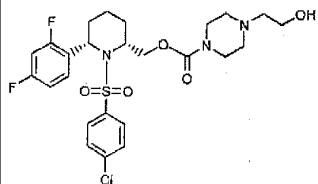
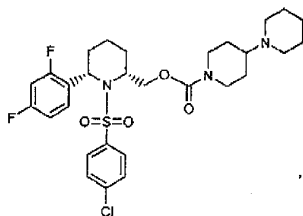
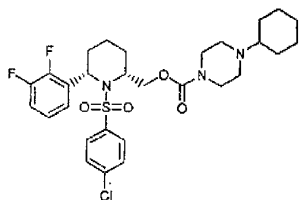
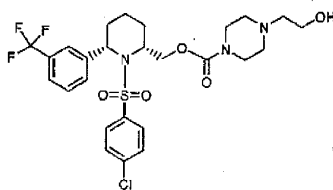
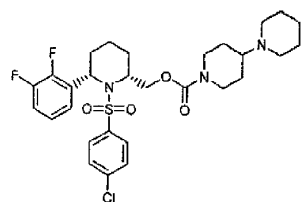
173



55090.1

2003210865 15 Jan 2008

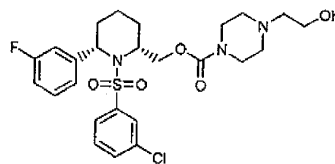
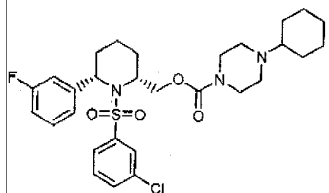
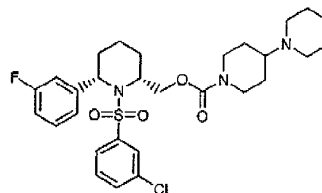
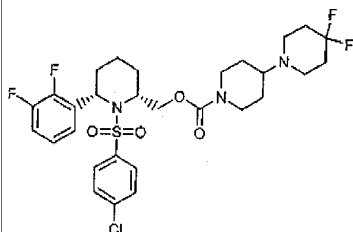
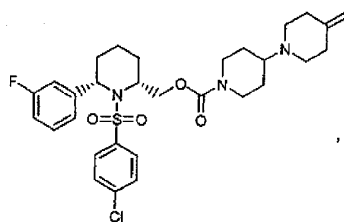
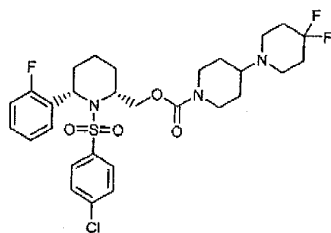
174



55090-1

2003210865 15 Jan 2008

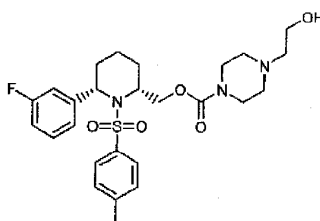
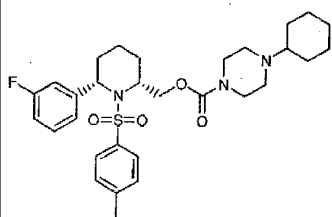
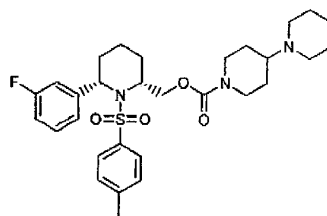
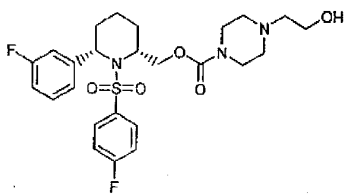
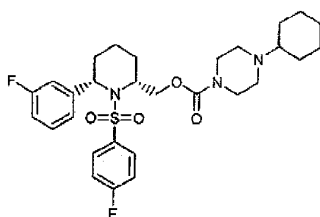
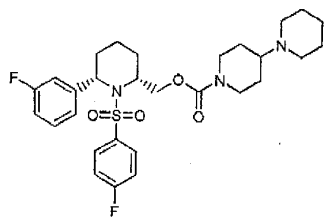
175



55090-1

2003210865 15 Jan 2008

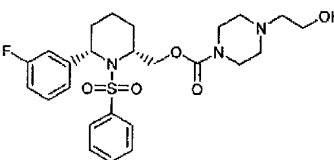
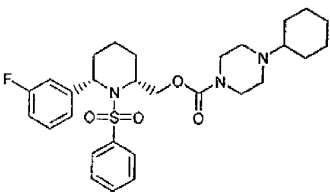
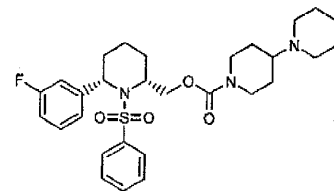
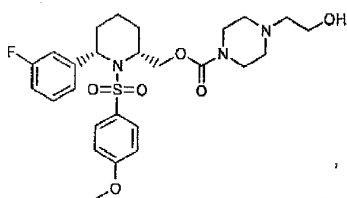
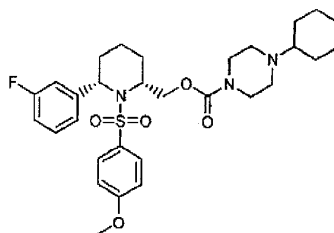
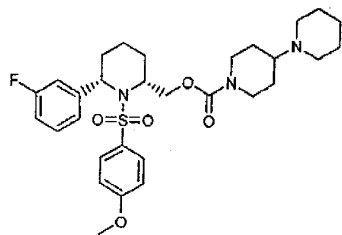
176



55090-1

2003210865 15 Jan 2008

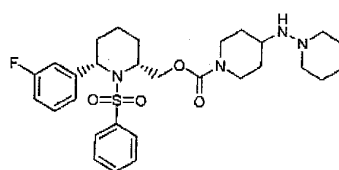
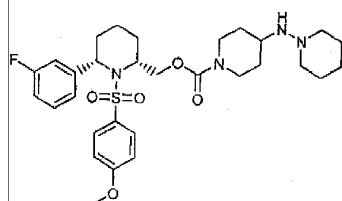
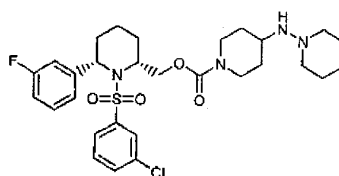
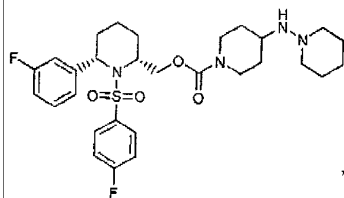
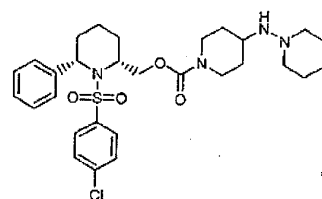
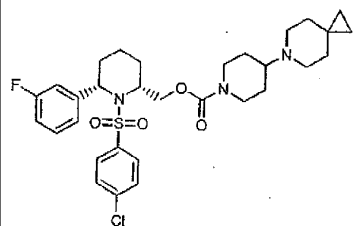
177



55090-1

2003210865 15 Jan 2008

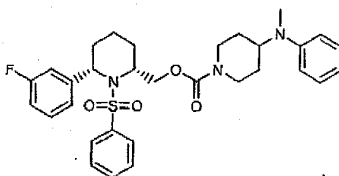
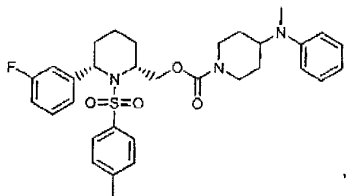
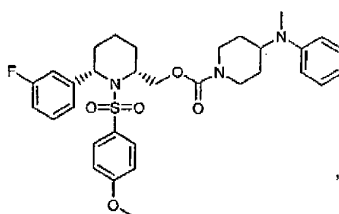
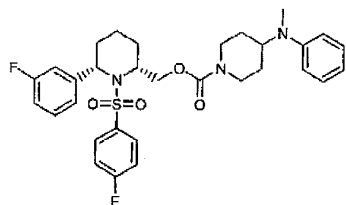
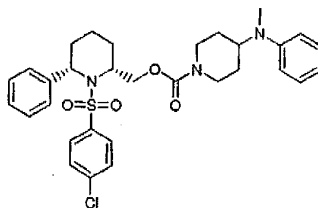
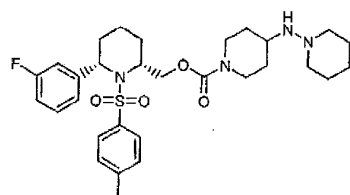
178



55090-1

2003210865 15 Jan 2008

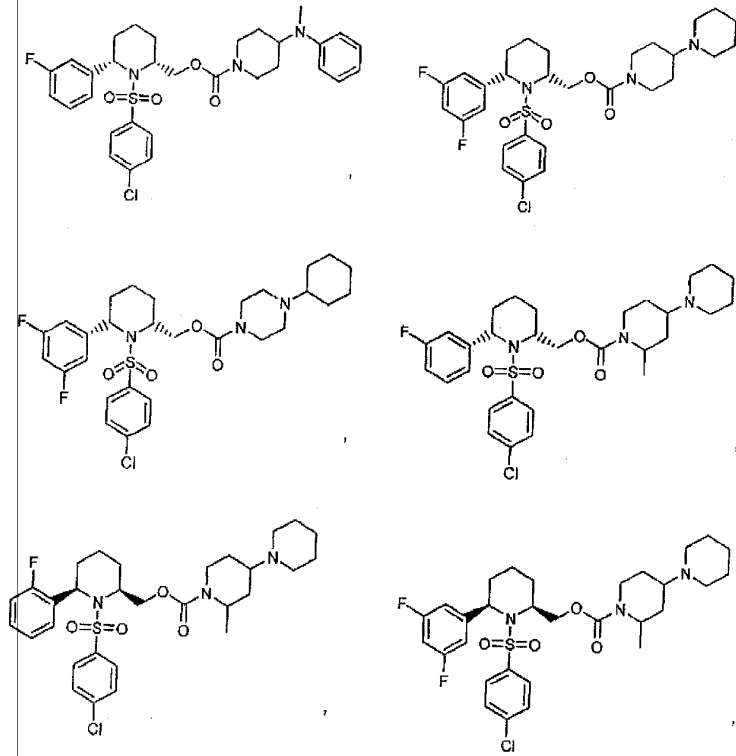
179



55090-1

2003210865 15 Jan 2008

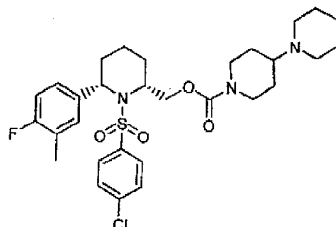
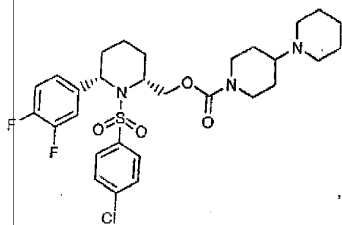
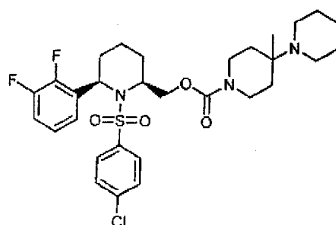
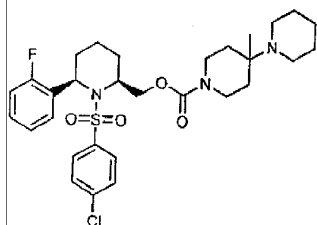
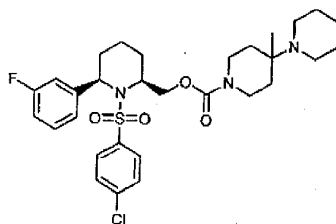
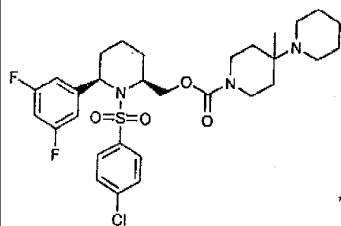
180



55090-1

2003210865 15 Jan 2008

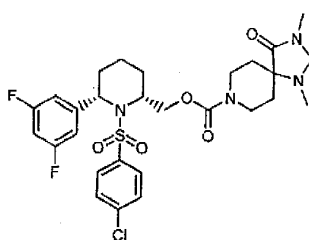
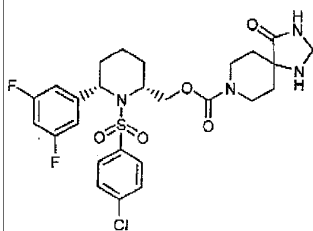
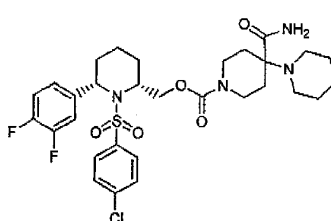
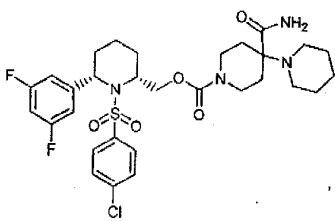
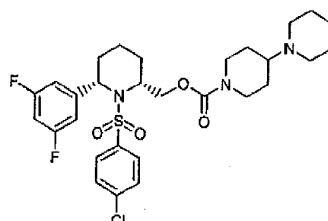
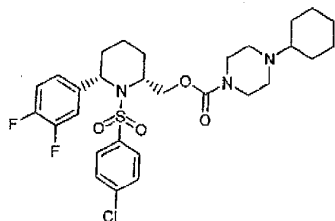
181



55090-1

2003210865 15 Jan 2008

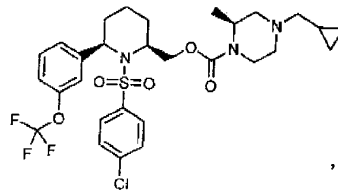
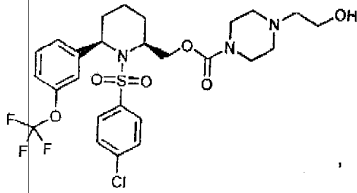
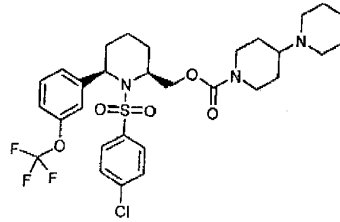
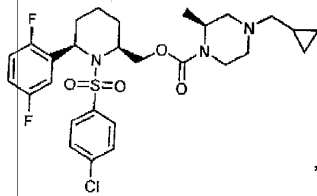
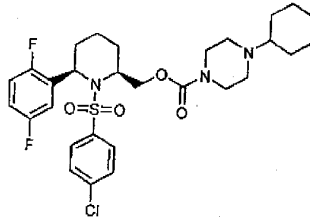
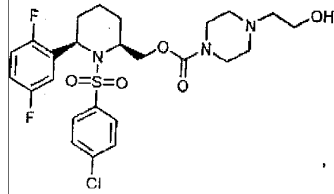
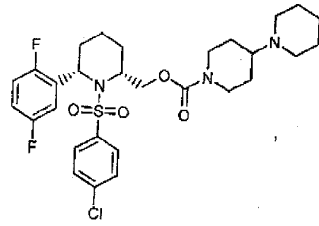
182



55090-1

2003210865 15 Jan 2008

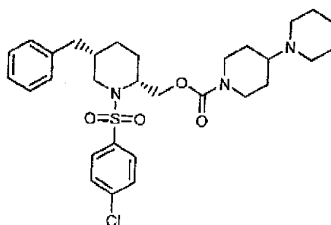
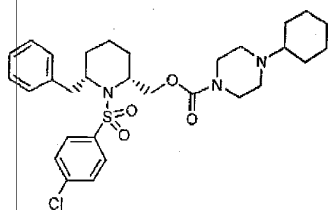
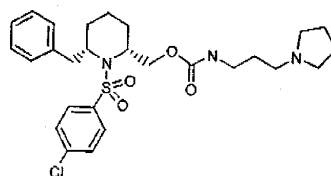
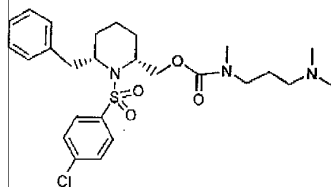
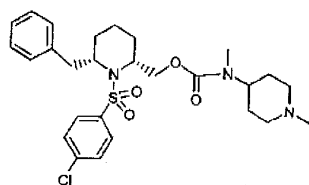
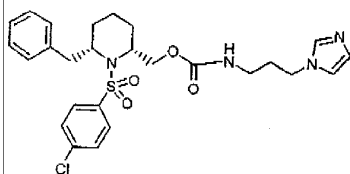
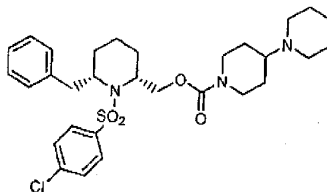
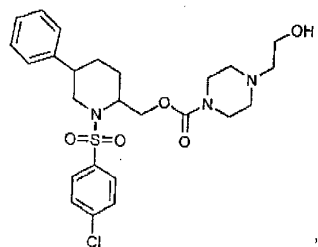
183



55090-1

2003210865 15 Jan 2008

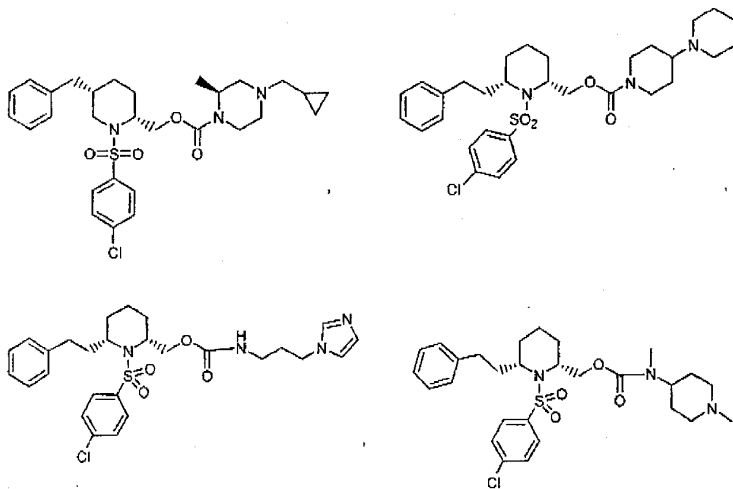
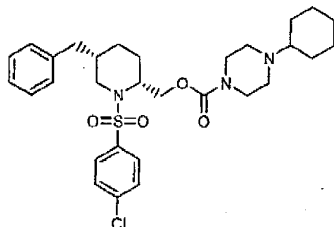
184



55090-1

2003210865 15 Jan 2008

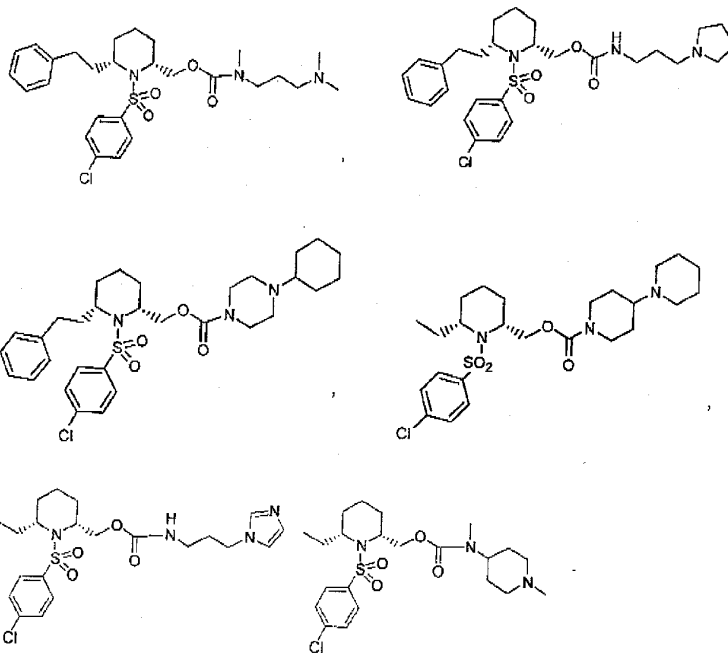
185



55090-1

2003210865 15 Jan 2008

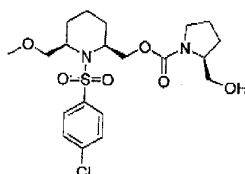
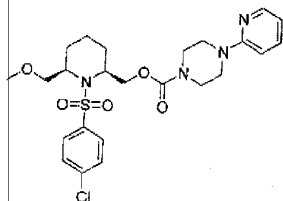
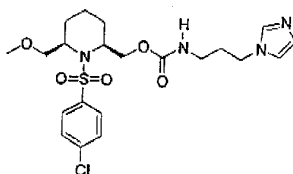
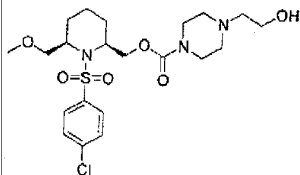
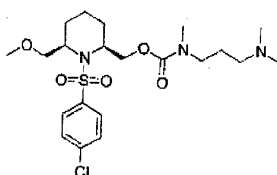
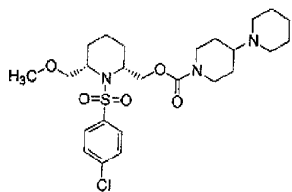
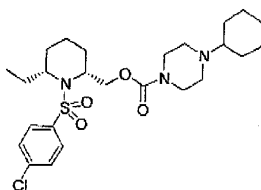
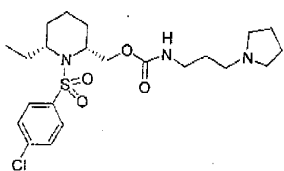
186



55090-1

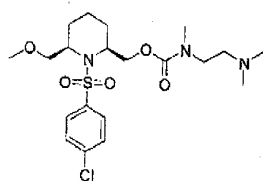
2003210865 15 Jan 2008

187

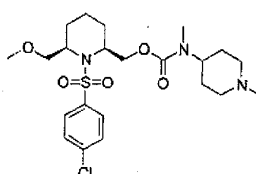
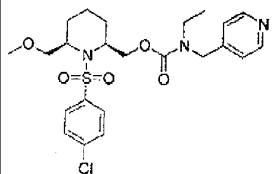
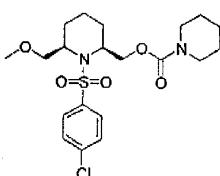
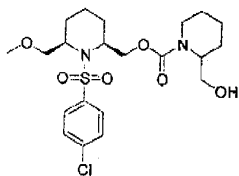
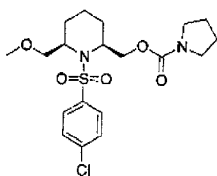
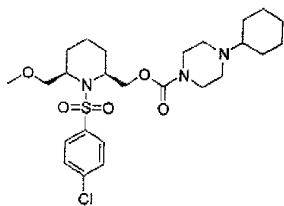
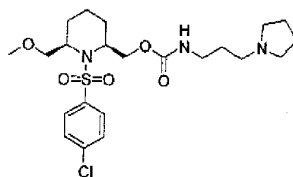


55090-1

2003210865 15 Jan 2008

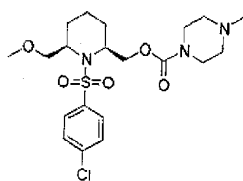


188

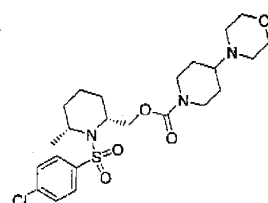
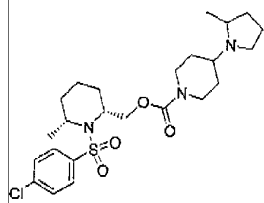
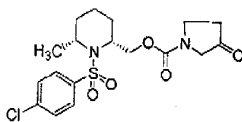
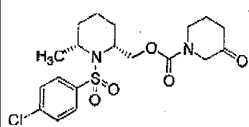
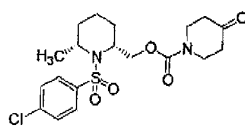
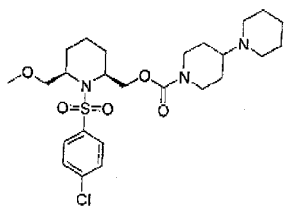
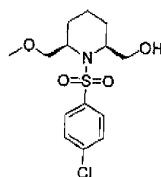


55090-1

2003210865 15 Jan 2008



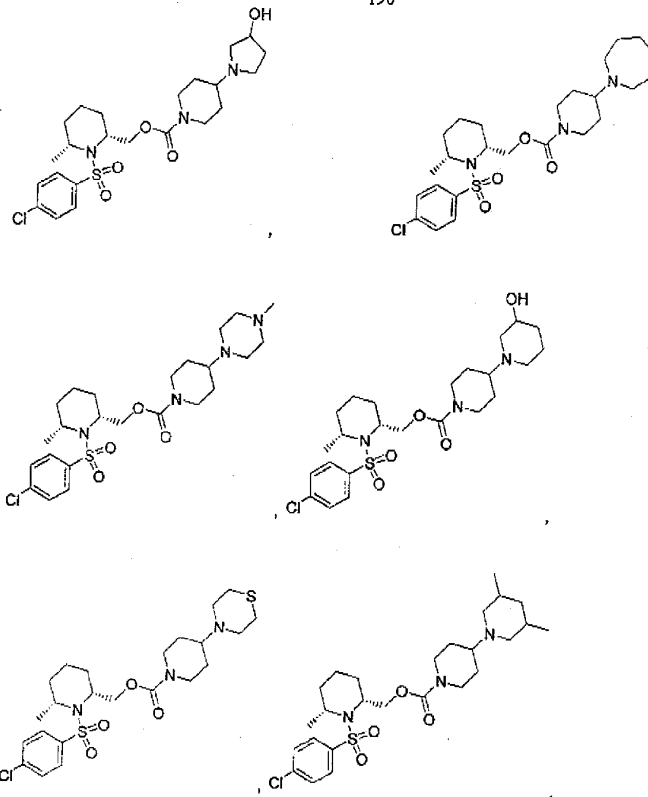
189



55090-1

2003210865 15 Jan 2008

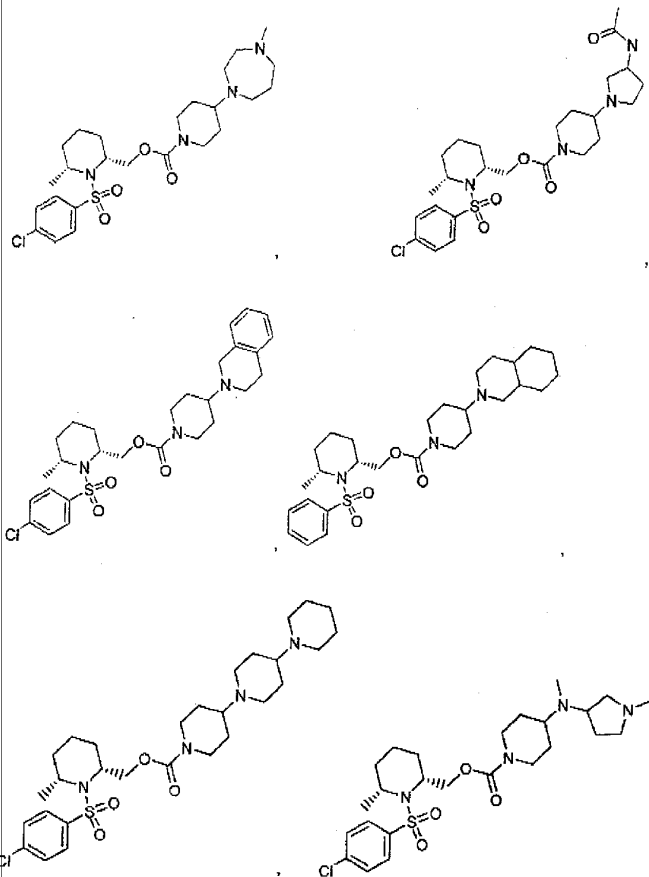
190



55090-1

2003210865 15 Jan 2008

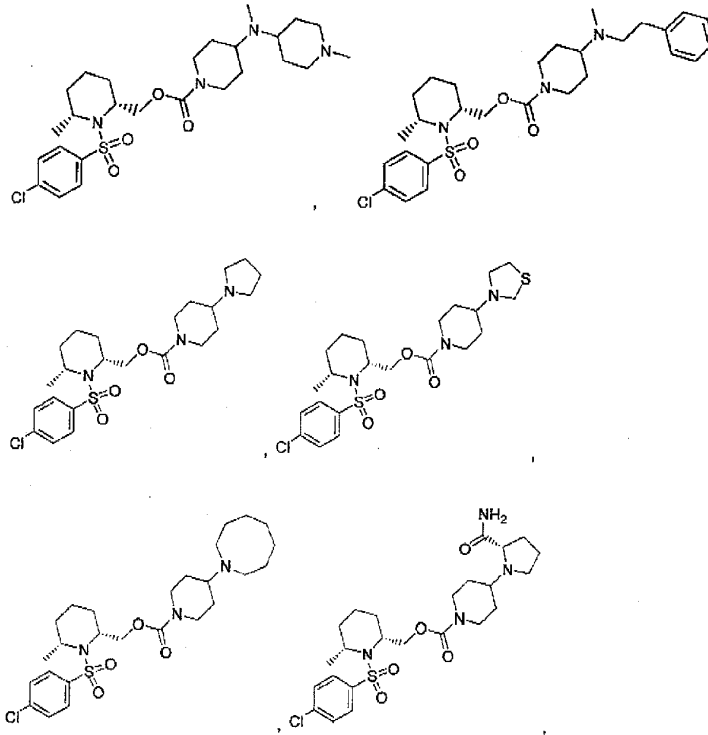
191



55090-1

2003210865 15 Jan 2008

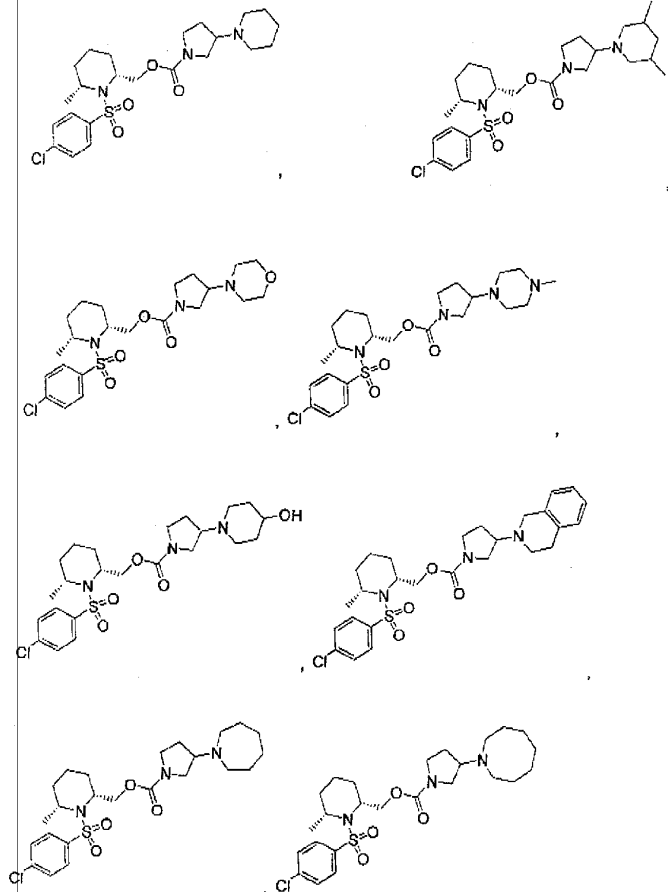
192



55090-1

2003210865 15 Jan 2008

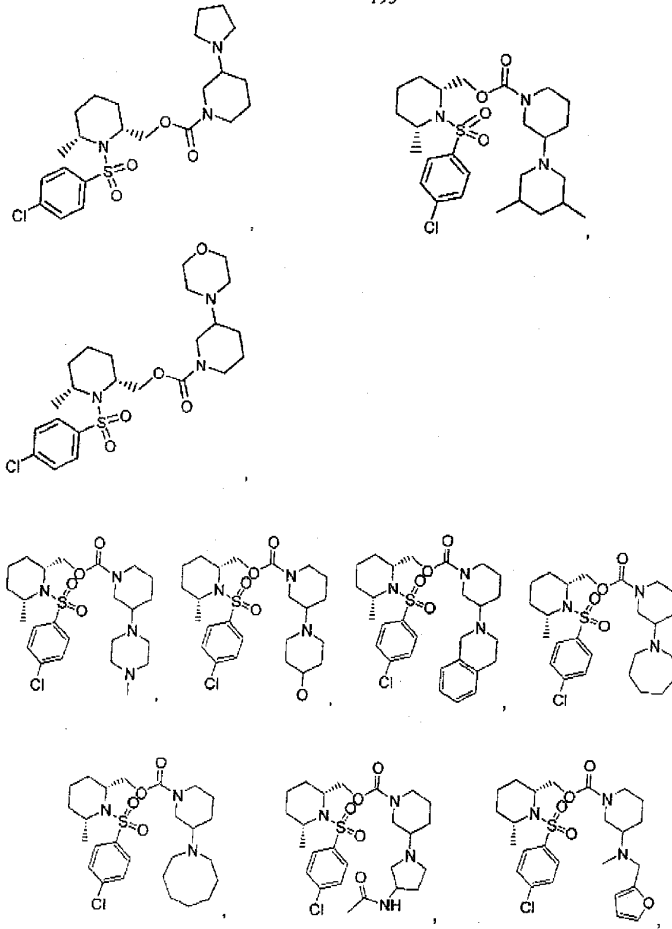
194



55090-1

2003210865 15 Jan 2008

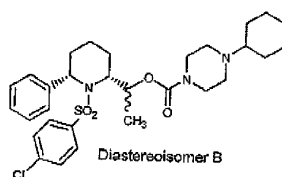
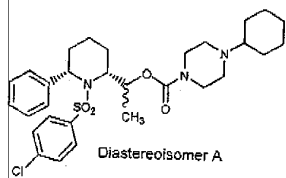
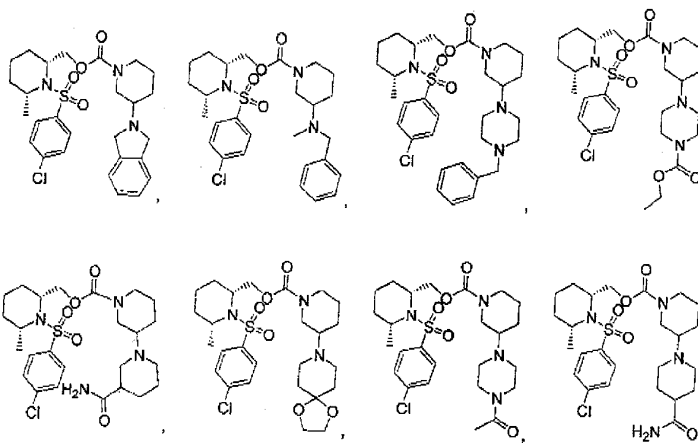
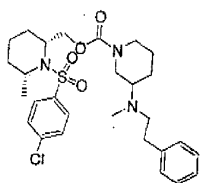
195



35090-1

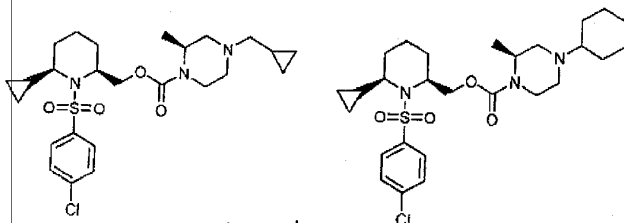
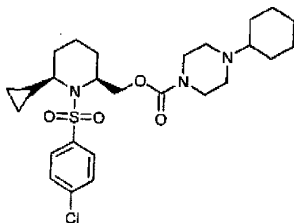
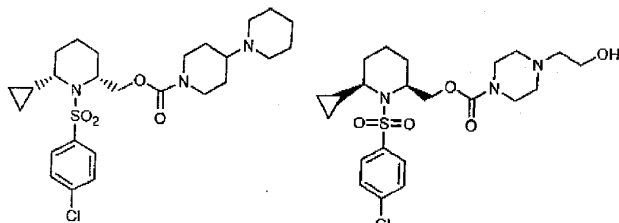
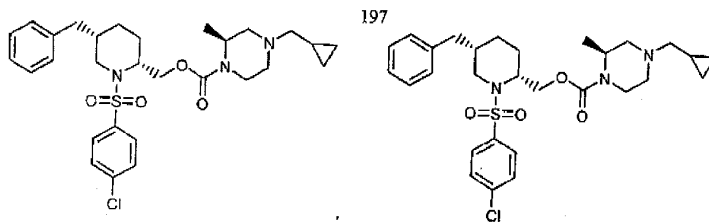
2003210865 15 Jan 2008

196



55090-1

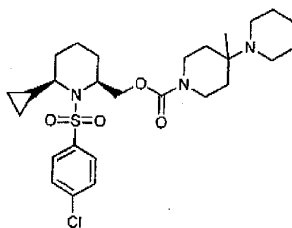
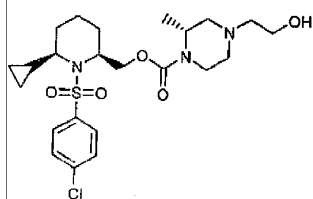
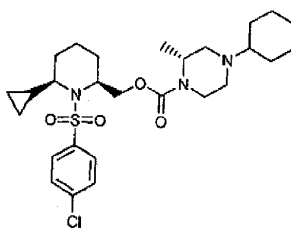
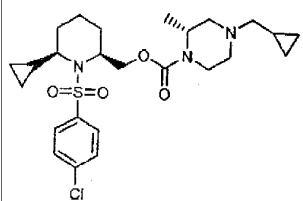
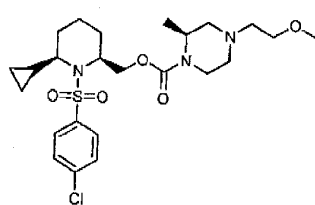
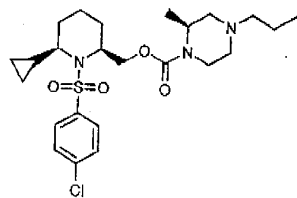
2003210865 15 Jan 2008



55090-1

2003210865 15 Jan 2008

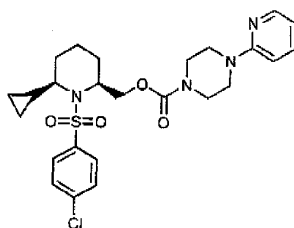
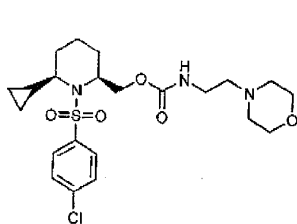
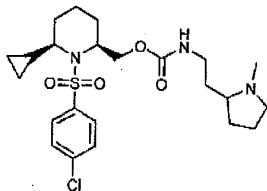
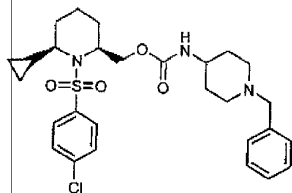
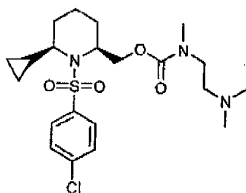
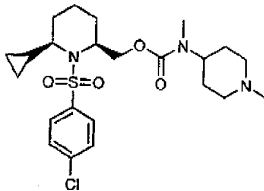
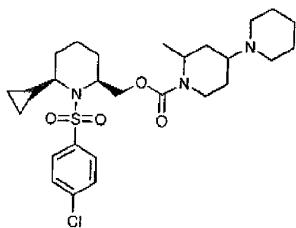
198



55090-1

2003210865 15 Jan 2008

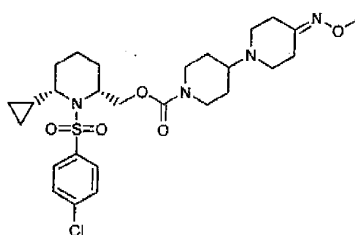
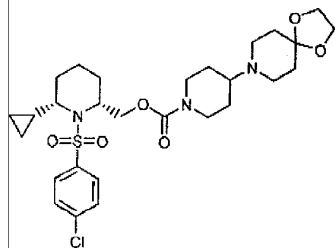
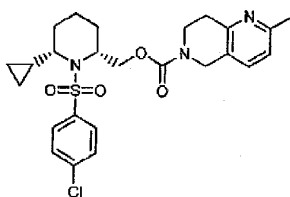
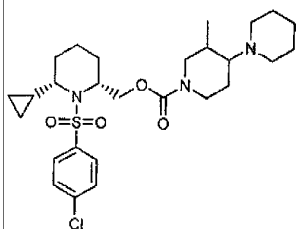
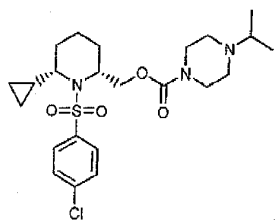
199



55090-1

2003210865 15 Jan 2008

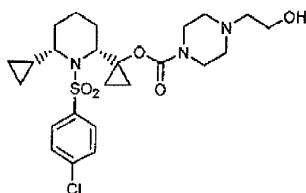
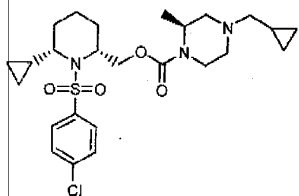
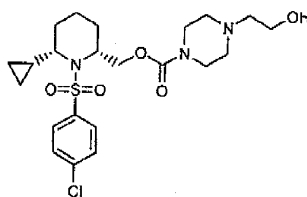
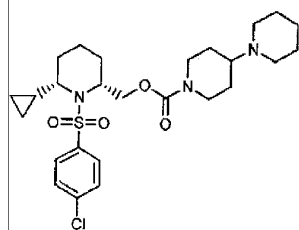
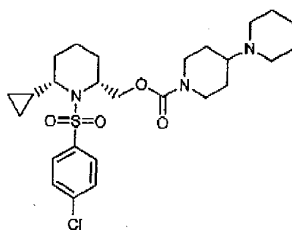
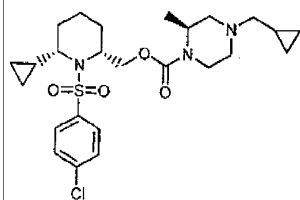
200



55090-1

2003210865 15 Jan 2008

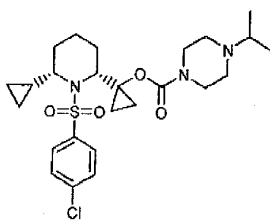
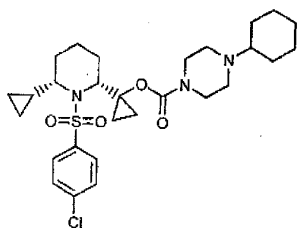
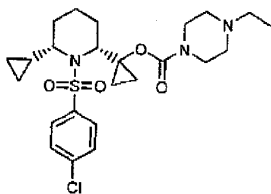
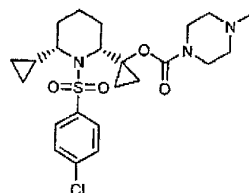
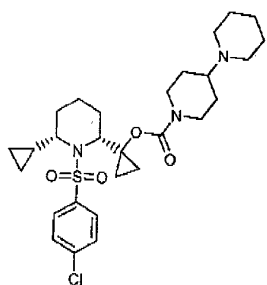
201



55090-1

2003210865 15 Jan 2008

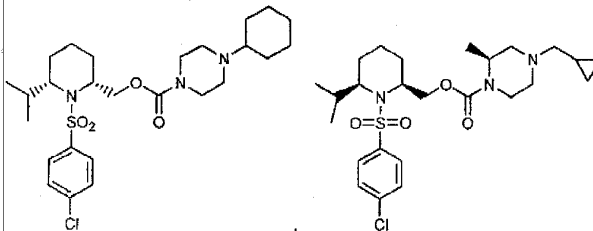
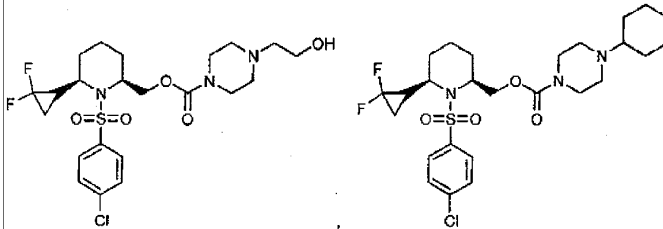
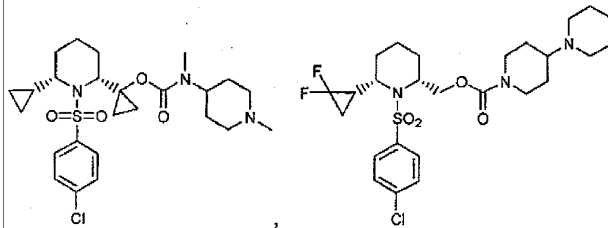
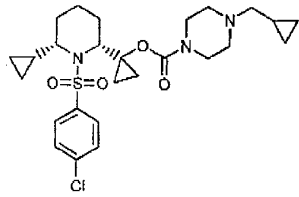
202



35090-1

2003210865 15 Jan 2008

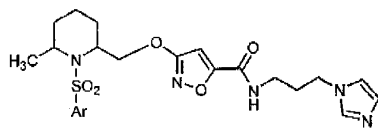
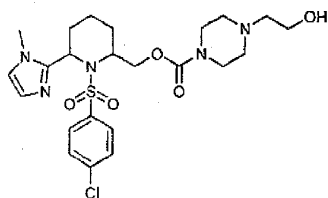
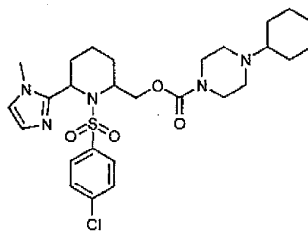
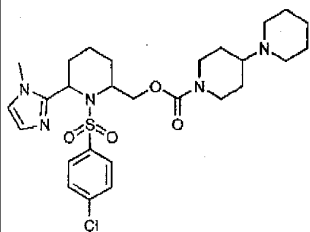
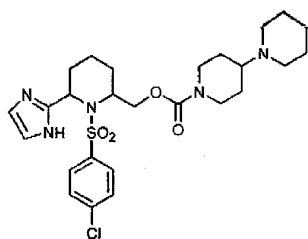
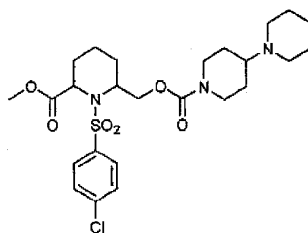
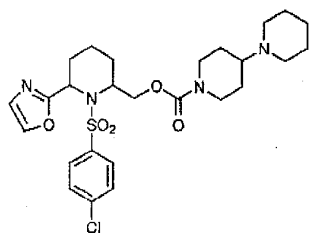
203



55090-1

2003210865 15 Jan 2008

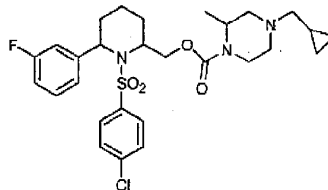
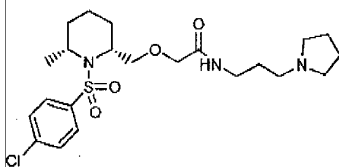
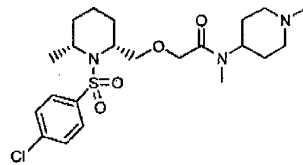
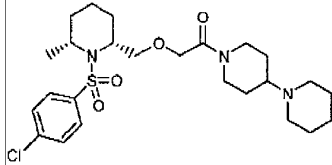
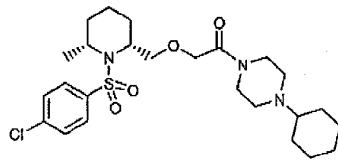
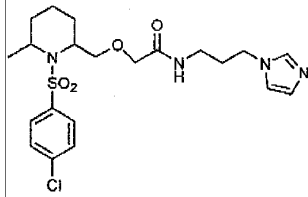
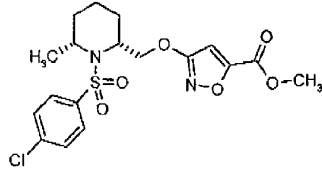
205



55090-1

2003210865 15 Jan 2008

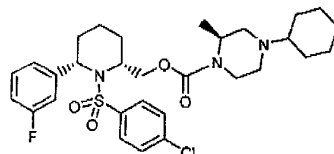
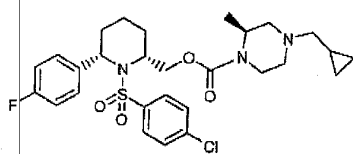
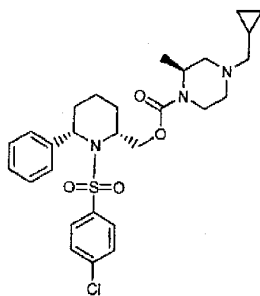
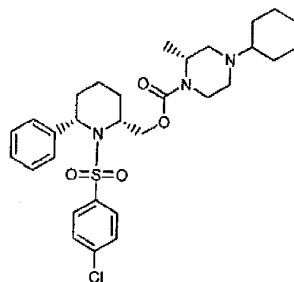
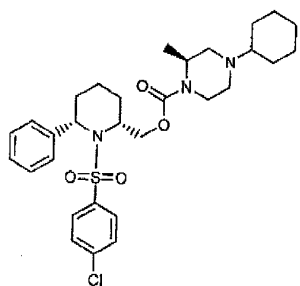
206



55090-1

2003210865 15 Jan 2008

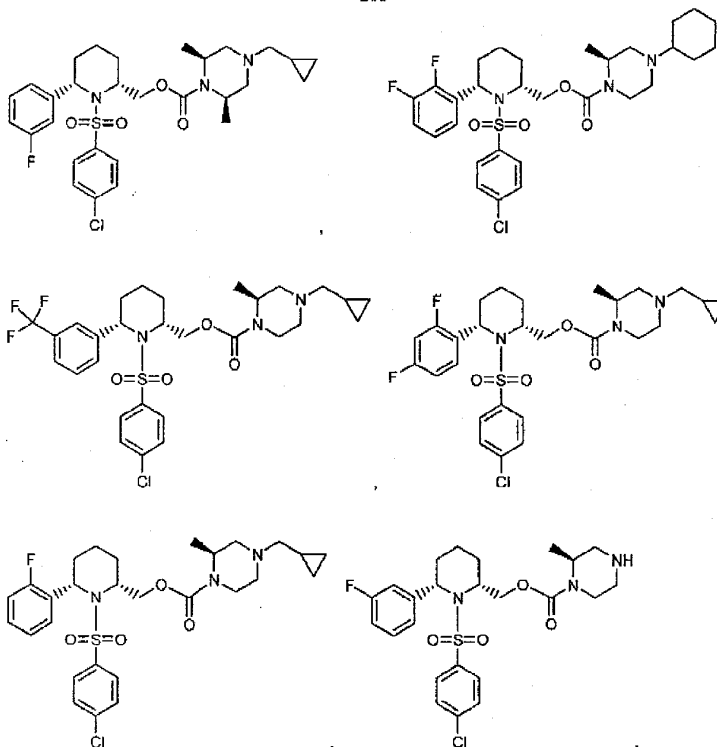
207



55090-1

2003210865 15 Jan 2008

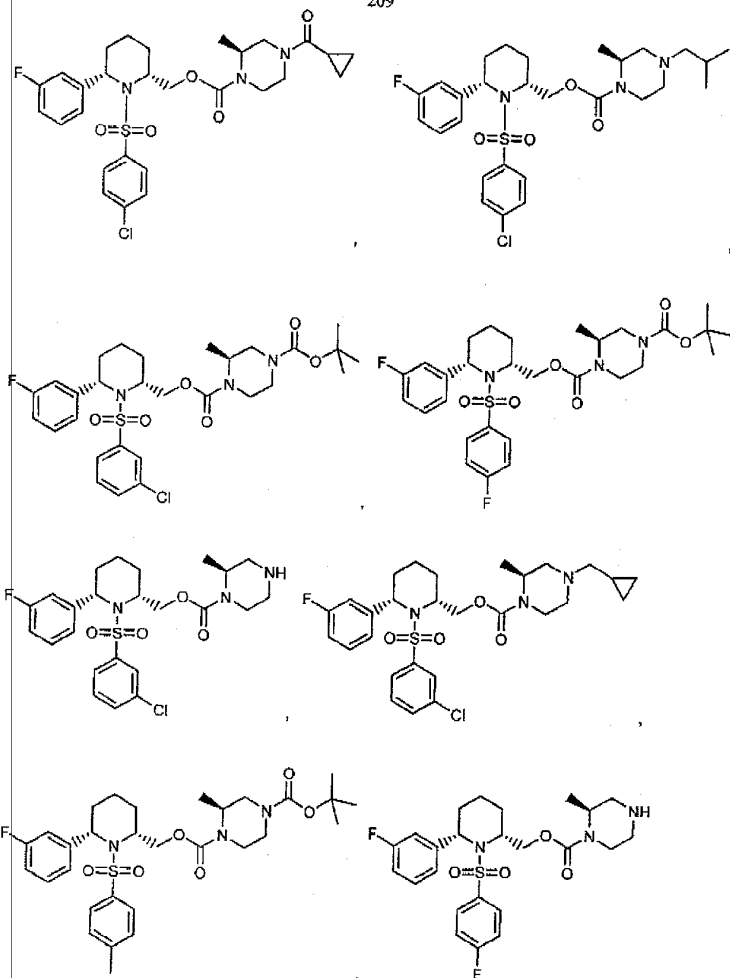
208



55090-1

2003210865 15 Jan 2008

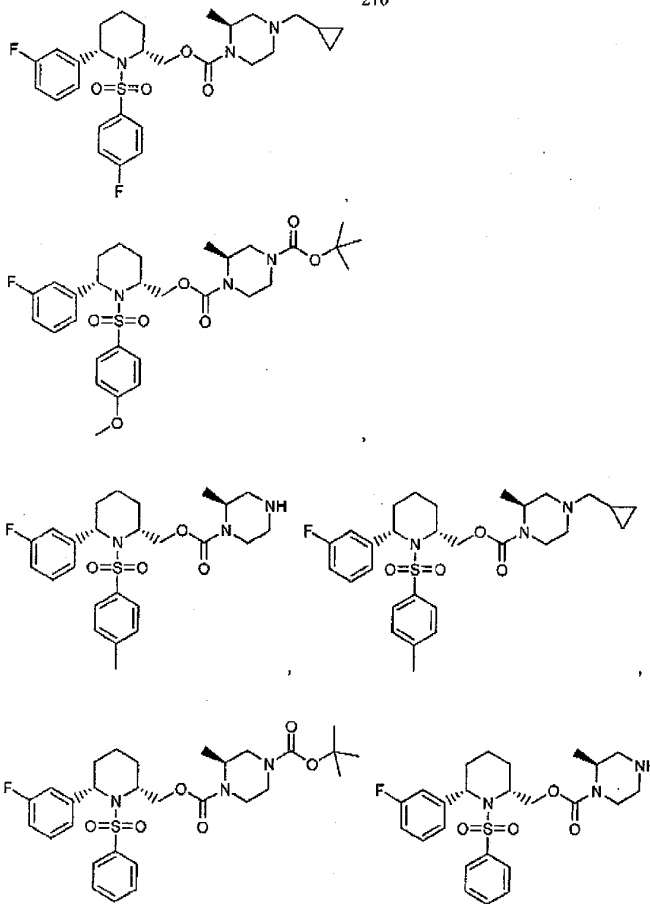
209



55090-1

2003210865 15 Jan 2008

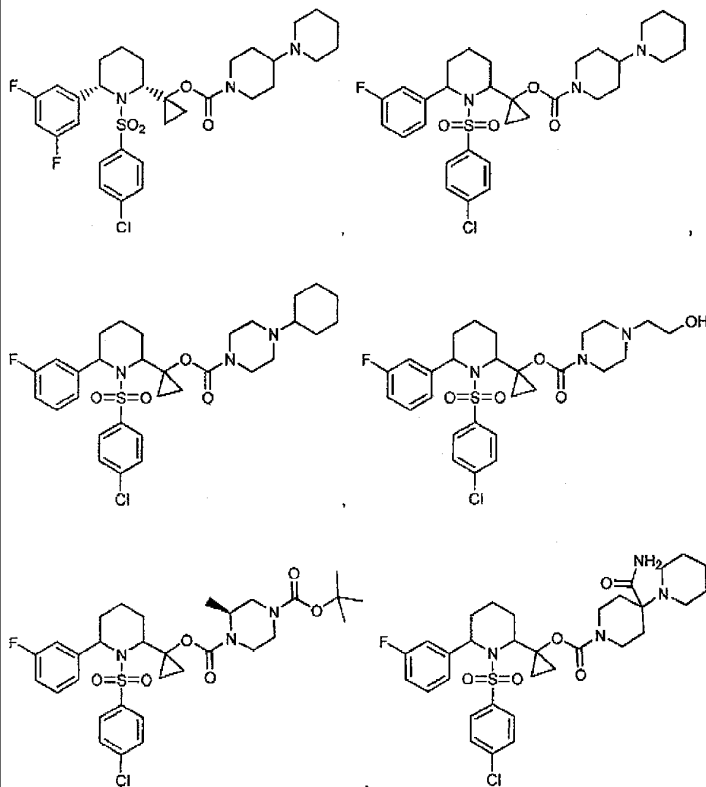
210



55090-1

2003210865 15 Jan 2008

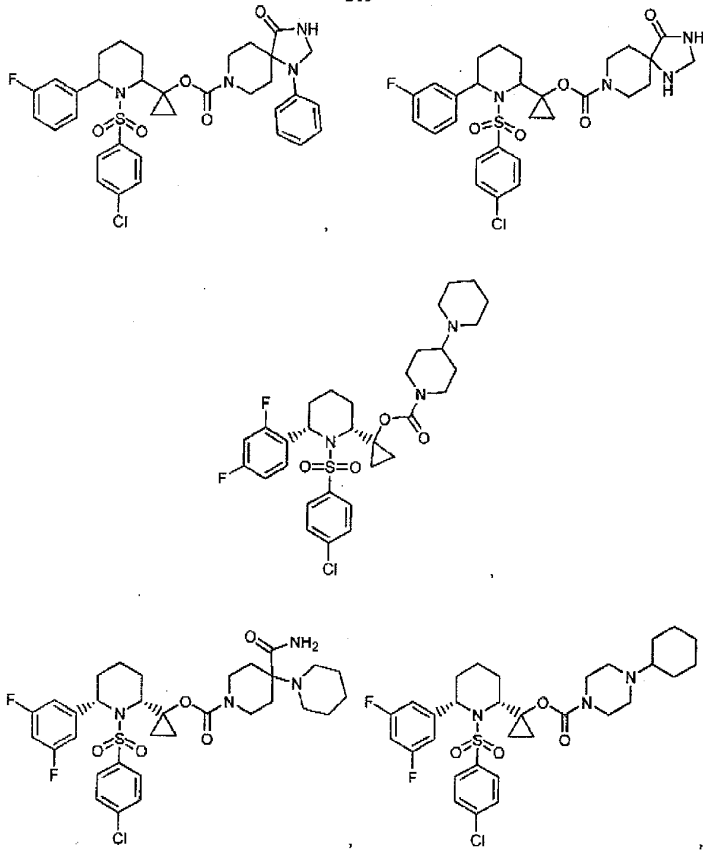
212



55090-1

2003210865 15 Jan 2008

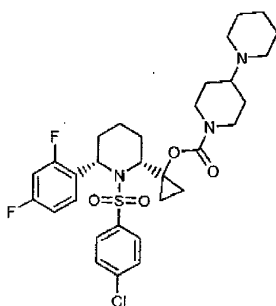
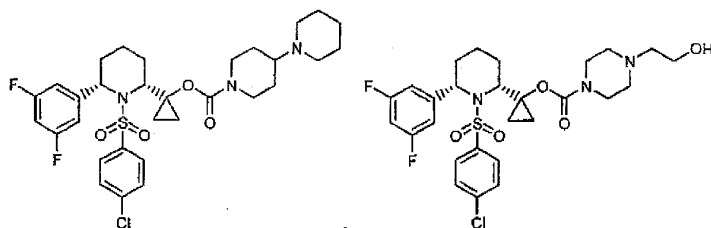
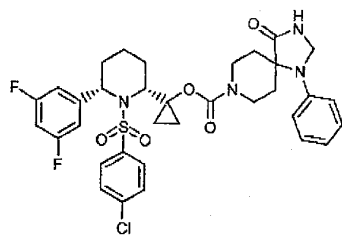
213



55090-1

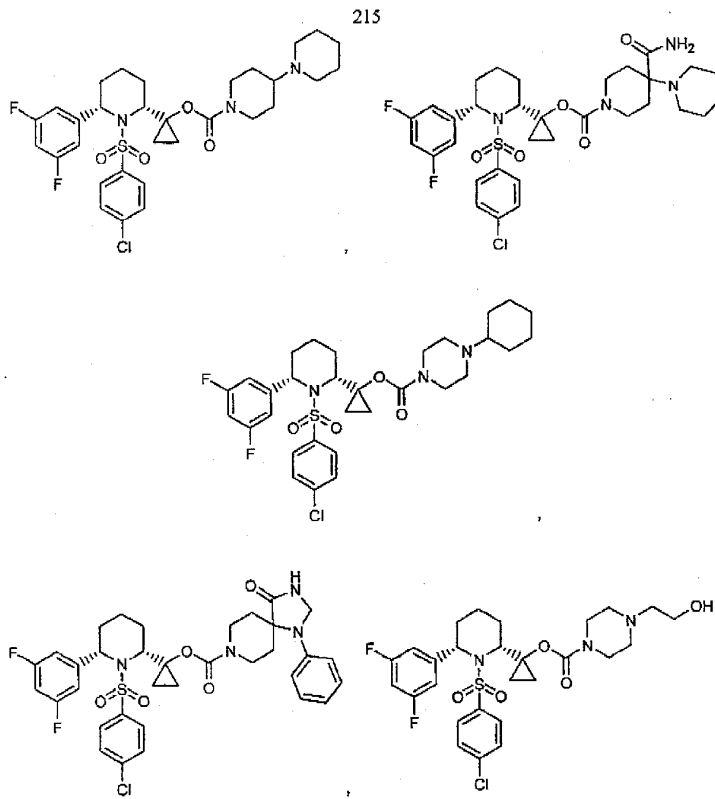
2003210865 15 Jan 2008

214



55090-1

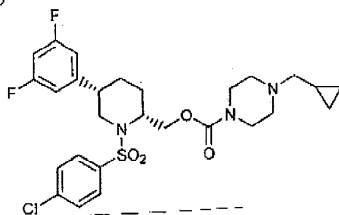
2003210865 15 Jan 2008



55090-1

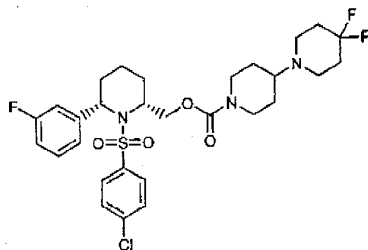
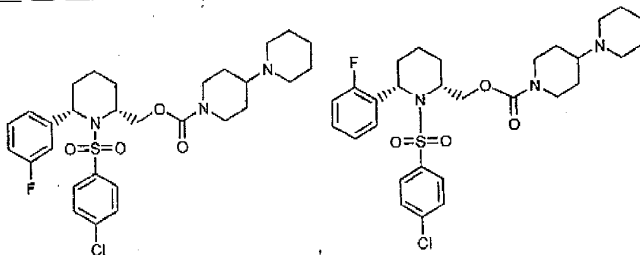
2003210865 17 Jan 2008

216



and
or a pharmaceutically acceptable salt or solvate thereof.

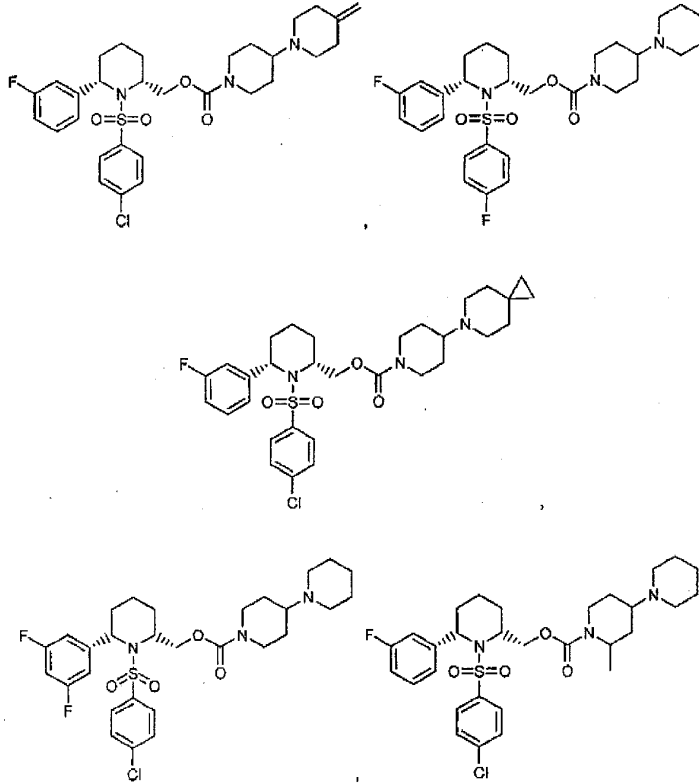
13. The compound of claim 1 selected from the group consisting of:



55090-1

2003210865 15 Jan 2008

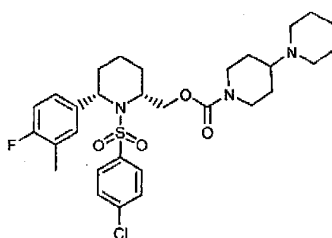
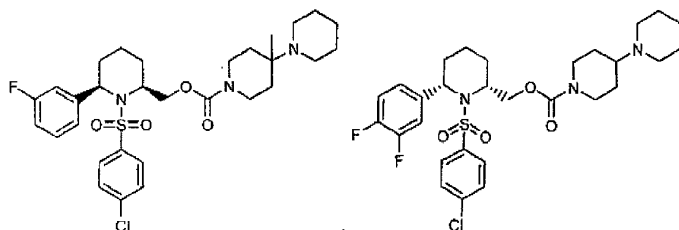
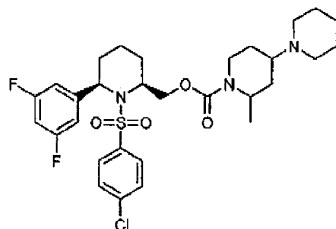
217



55090-1

2003210865 15 Jan 2008

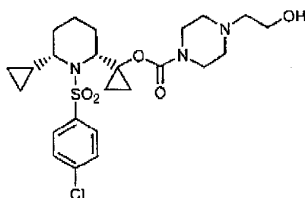
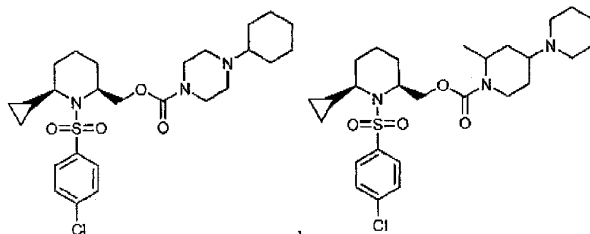
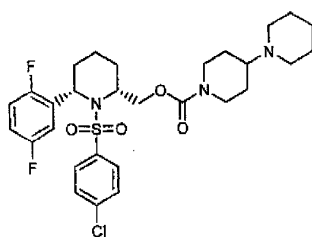
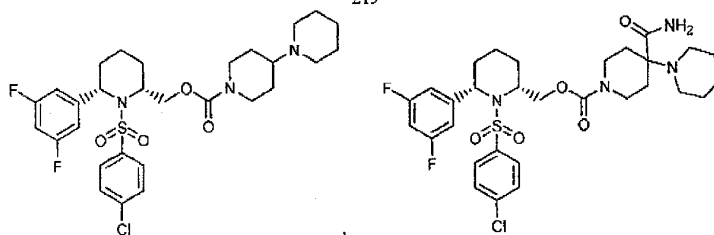
218



55090-1

2003210865 15 Jan 2008

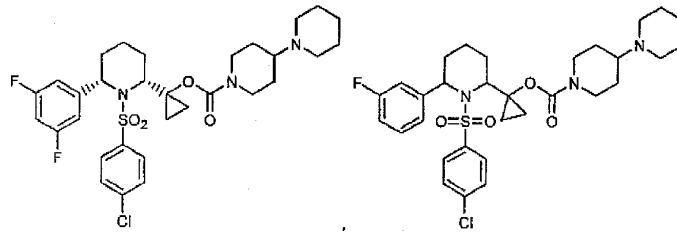
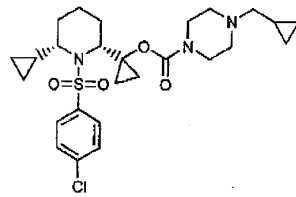
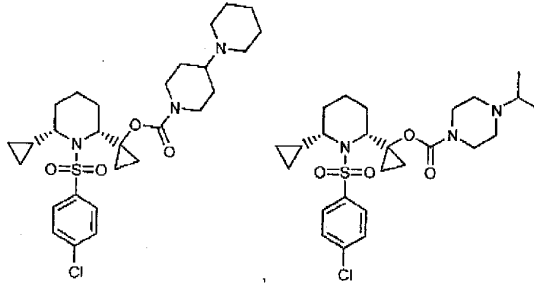
219



55090-1

2003210865 15 Jan 2008

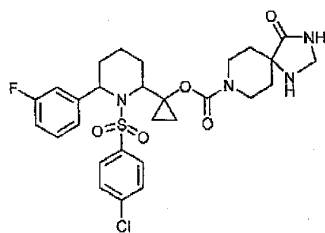
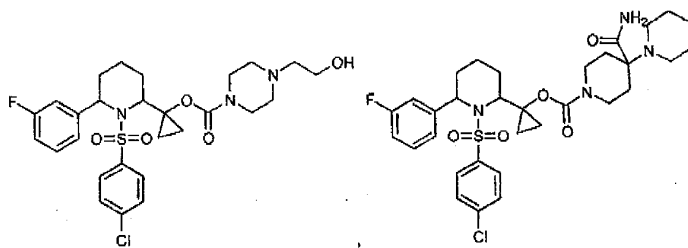
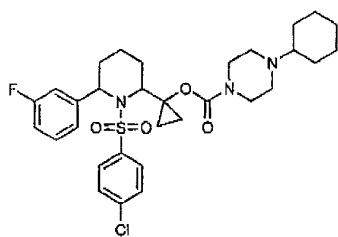
220



55090-1

2003210865 15 Jan 2008

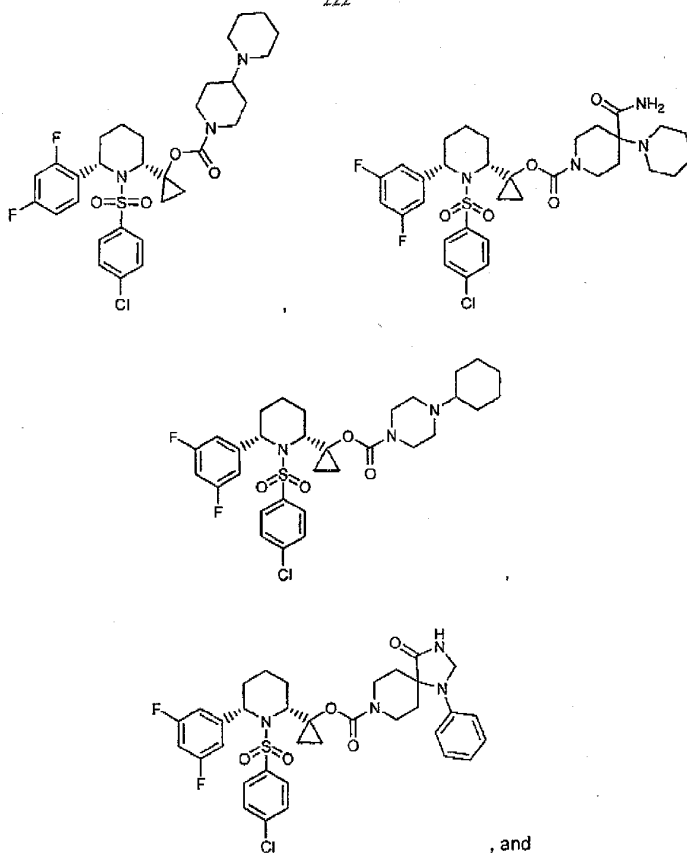
221



55090-1

2003210865 15 Jan 2008

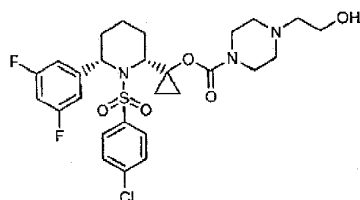
222



55090-1

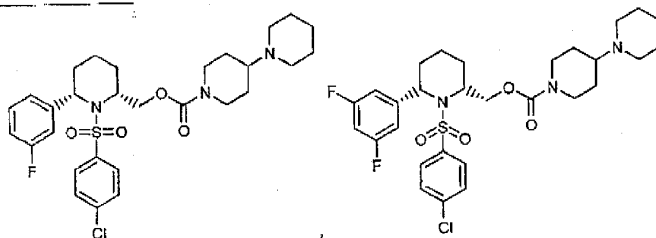
2003210865 17 Jan 2008

223



or a pharmaceutically acceptable salt or solvate thereof.

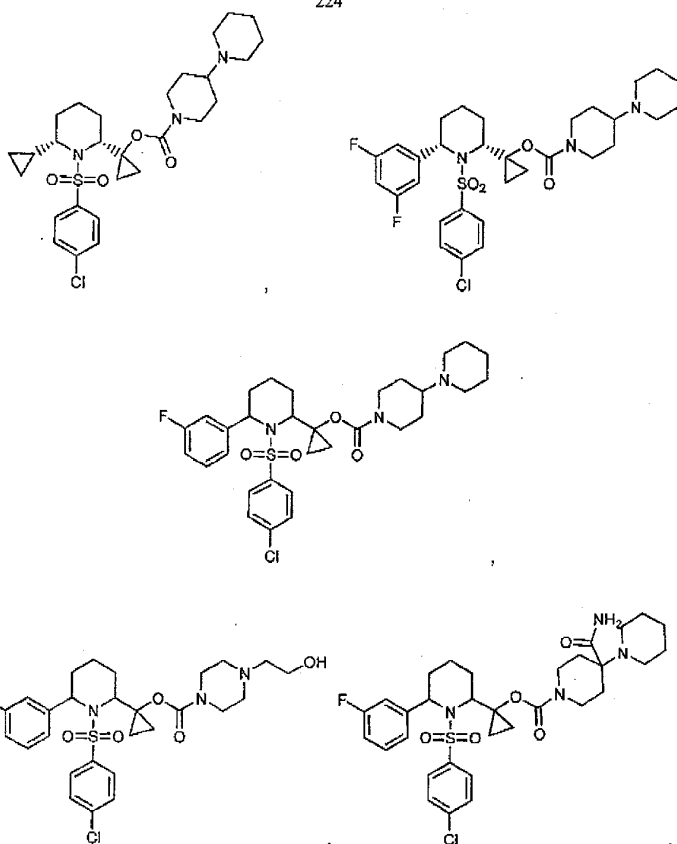
14. The compound of claim 1 selected from the group consisting of:



55090-1

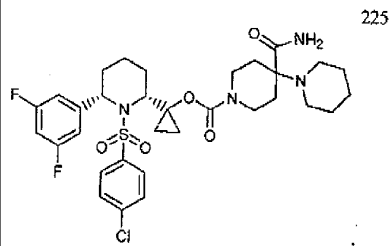
2003210865 15 Jan 2008

224

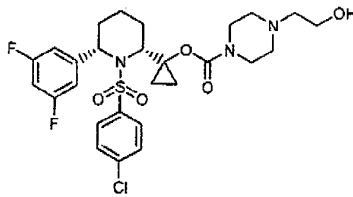


55090-1

2003210865 15 Jan 2008



and



or a pharmaceutically acceptable salt or solvate thereof.

15. A pharmaceutical composition comprising at least one compound according to any preceding claim and at least one pharmaceutically acceptable carrier.

16. A method of inhibiting gamma-secretase in a patient in need of such treatment comprising administering to said patient a therapeutically effective amount of one or more compounds according to any preceding claim.

17. A method of treating one or more neurodegenerative diseases in a patient in need of such treatment comprising administering to said patient a therapeutically effective amount of one or more compounds according to any preceding claim.

18. A method of inhibiting the deposition of beta amyloid protein in a patient in need of such treatment comprising administering to said patient a therapeutically effective amount of one or more compounds according to any preceding claim.

55090-1

2003210865 15 Jan 2008

226

19. A method of treating Alzheimer's disease in a patient in need of such treatment comprising administering to said patient a therapeutically effective amount of one or more compounds according to any preceding claim.
20. The use of one or more compounds according to any preceding claim for the manufacture of a medicament for inhibiting gamma-secretase in a patient in need of such treatment.
21. The use of one or more compounds according to any preceding claim for the manufacture of a medicament for treating one or more neurodegenerative diseases.
22. The use of one or more compounds according to any preceding claim for the manufacture of a medicament for inhibiting the deposition of beta amyloid protein in a patient.
23. The use of one or more compounds according to any preceding claim for the manufacture of a medicament for treating Alzheimer's disease.
24. A compound substantially as herein defined with reference to any one of the final compounds of Examples 1 to 174, or a pharmaceutically acceptable salt or solvate thereof.

55090-1