



(12) **United States Design Patent**
Zhou

(10) **Patent No.:** **US D899,075 S**
(45) **Date of Patent:** **** Oct. 20, 2020**

- (54) **MUSICAL INSTRUMENT CASE**
- (71) Applicant: **Min Zhou**, Suzhou (CN)
- (72) Inventor: **Min Zhou**, Suzhou (CN)
- (73) Assignee: **SUZHOU EWAY TECH CO., LTD.**,
Suzhou (CN)
- (**) Term: **15 Years**
- (21) Appl. No.: **29/718,971**
- (22) Filed: **Dec. 30, 2019**
- (51) **LOC (12) Cl.** **03-01**
- (52) **U.S. Cl.**
USPC **D3/204**
- (58) **Field of Classification Search**
USPC D3/201, 204, 215, 216, 327, 273, 276,
D3/279, 294; D17/14-20
CPC G10G 7/00; G10G 7/005; A45F 3/04
See application file for complete search history.

D388,601	S *	1/1998	Edwards	D3/204
D396,345	S *	7/1998	Sanderson	D3/204
5,805,066	A *	9/1998	Murdy	G10G 7/005
					200/85 R
5,918,785	A *	7/1999	Irose	A45F 3/14
					224/250
6,598,772	B1 *	7/2003	Wilfer	A45F 3/04
					206/314
D487,627	S *	3/2004	Izen	D3/204
D520,736	S *	5/2006	Messner	D3/204
7,687,701	B1 *	3/2010	Kushner	G10G 7/005
					84/453
D630,426	S *	1/2011	Wilfer	D3/204
7,872,187	B1 *	1/2011	Kushner	G10G 7/005
					84/453
D638,623	S	5/2011	Chen		
8,292,138	B2 *	10/2012	Lucey	G10G 7/005
					224/259

(Continued)

Primary Examiner — Mitchell I. Siegel
(74) *Attorney, Agent, or Firm* — Law Offices of Steven
W. Weinrieb

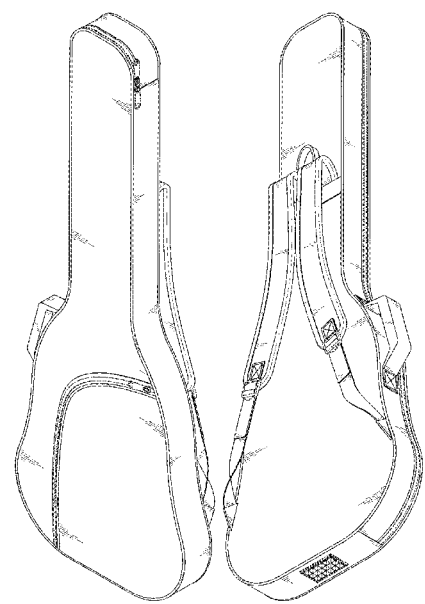
(57) **CLAIM**
The ornamental design for a musical instrument case, as
shown and described.

- (56) **References Cited**
U.S. PATENT DOCUMENTS
- | | | | | | |
|-----------|-----|---------|--------------|-------|------------|
| D19,736 | S * | 4/1890 | Kleineick | | D3/204 |
| D35,833 | S * | 4/1902 | Kennedy | | D3/204 |
| D42,984 | S * | 9/1912 | Theiss | | D3/204 |
| 1,986,393 | A * | 1/1935 | Geib | | G10G 7/005 |
| | | | | | 150/162 |
| D205,723 | S * | 9/1966 | Cohen et al. | | D3/204 |
| D209,091 | S * | 10/1967 | Daniel | | D3/204 |
| D250,732 | S * | 1/1979 | Goldschmidt | | D3/204 |
| D259,900 | S * | 7/1981 | Jacques | | D3/204 |
| D263,652 | S * | 4/1982 | Peavey | | D3/204 |
| D269,922 | S * | 8/1983 | Dembicks | | D3/204 |
| D287,578 | S * | 1/1987 | Shay | | D11/157 |
| 5,219,075 | A * | 6/1993 | White | | A45C 5/02 |
| | | | | | 150/162 |
| D356,676 | S * | 3/1995 | Sanderson | | D3/204 |
| D384,807 | S * | 10/1997 | Dougherty | | D3/204 |

DESCRIPTION

FIG. 1 is a front, right side, top perspective view of a musical instrument case showing my new design; FIG. 2 is a rear, left side, bottom perspective view thereof; FIG. 3 is a front elevational view thereof; FIG. 4 is a rear elevational view thereof; FIG. 5 is a left side elevational view thereof; FIG. 6 is a right side elevational view thereof; FIG. 7 is a top plan view thereof; and, FIG. 8 is a bottom plan view thereof. The broken lines depict portions of the musical instrument case that form no part of the claimed design.

1 Claim, 8 Drawing Sheets



(56)

References Cited

U.S. PATENT DOCUMENTS

D758,713	S *	6/2016	Bailey, II	D3/204
D793,730	S	8/2017	Zheng et al.		
D795,567	S *	8/2017	Goetz	D3/204
D828,015	S *	9/2018	Belitz	D3/204
10,121,459	B2 *	11/2018	Steinhauser	B65D 25/102
D851,914	S *	6/2019	Meikle	D3/201
D882,942	S *	5/2020	Moser	D3/204
D885,748	S *	6/2020	Walsh	D3/204
D888,409	S *	6/2020	Baldemor	D3/204
2002/0048414	A1 *	4/2002	Wilfer	G10G 7/005 383/66
2002/0104426	A1 *	8/2002	Fediakov	G10G 5/00 84/329
2003/0006258	A1 *	1/2003	Flynn	G10G 7/005 224/259
2003/0015083	A1 *	1/2003	Godin	G10G 7/005 84/453
2006/0226037	A1 *	10/2006	Field	G10G 7/005 206/314

* cited by examiner

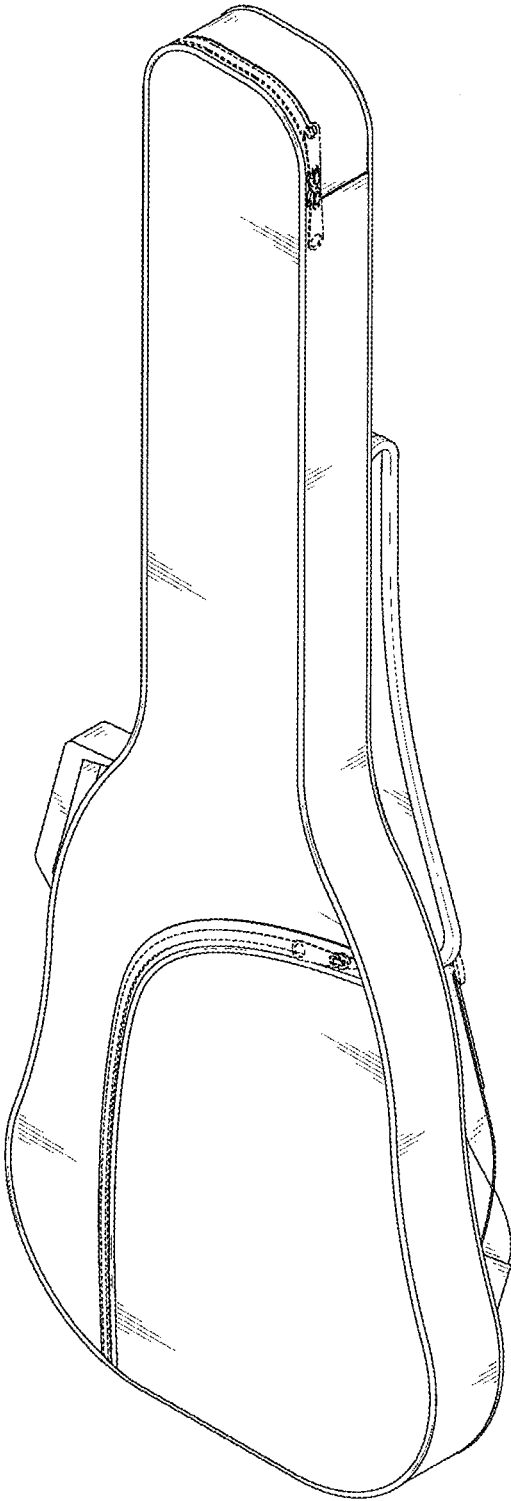


FIG. 1

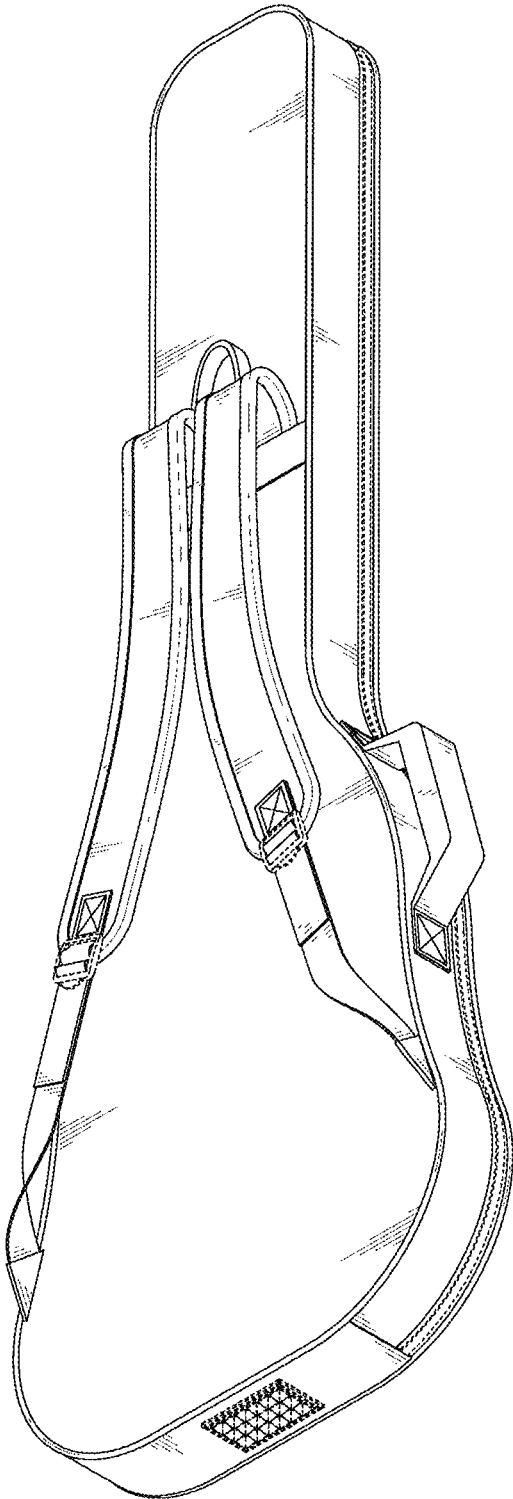


FIG. 2

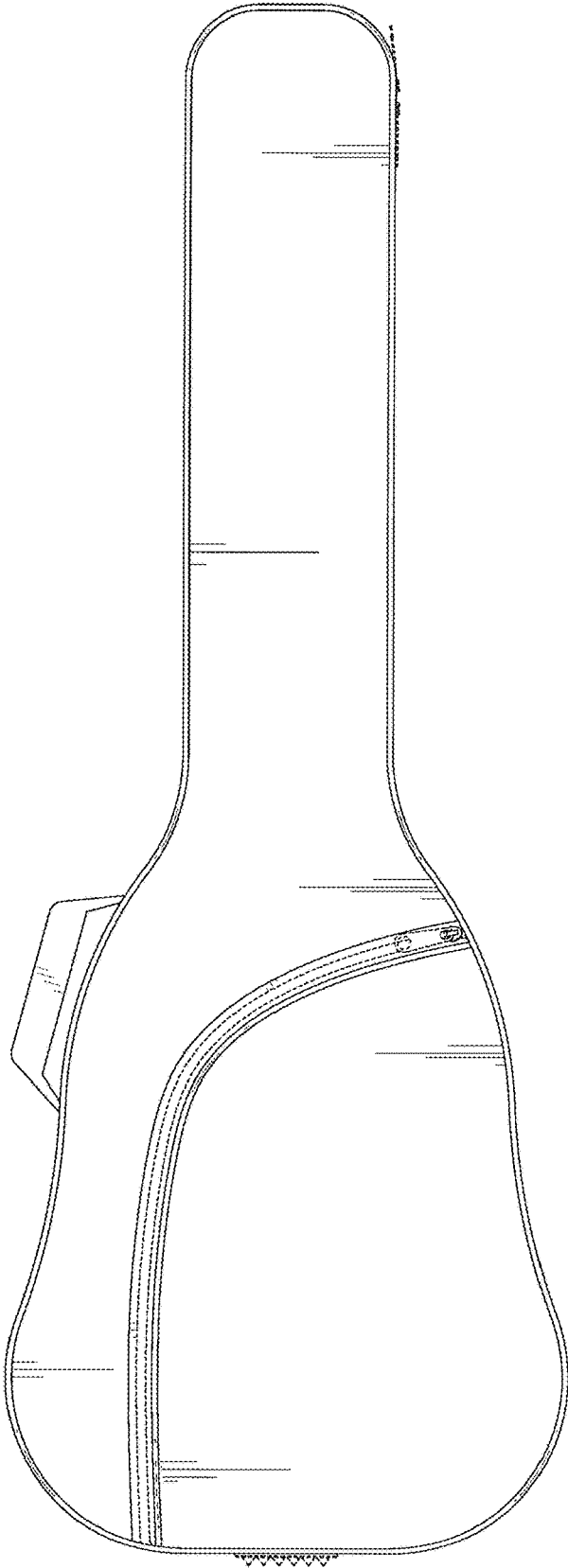


FIG. 3

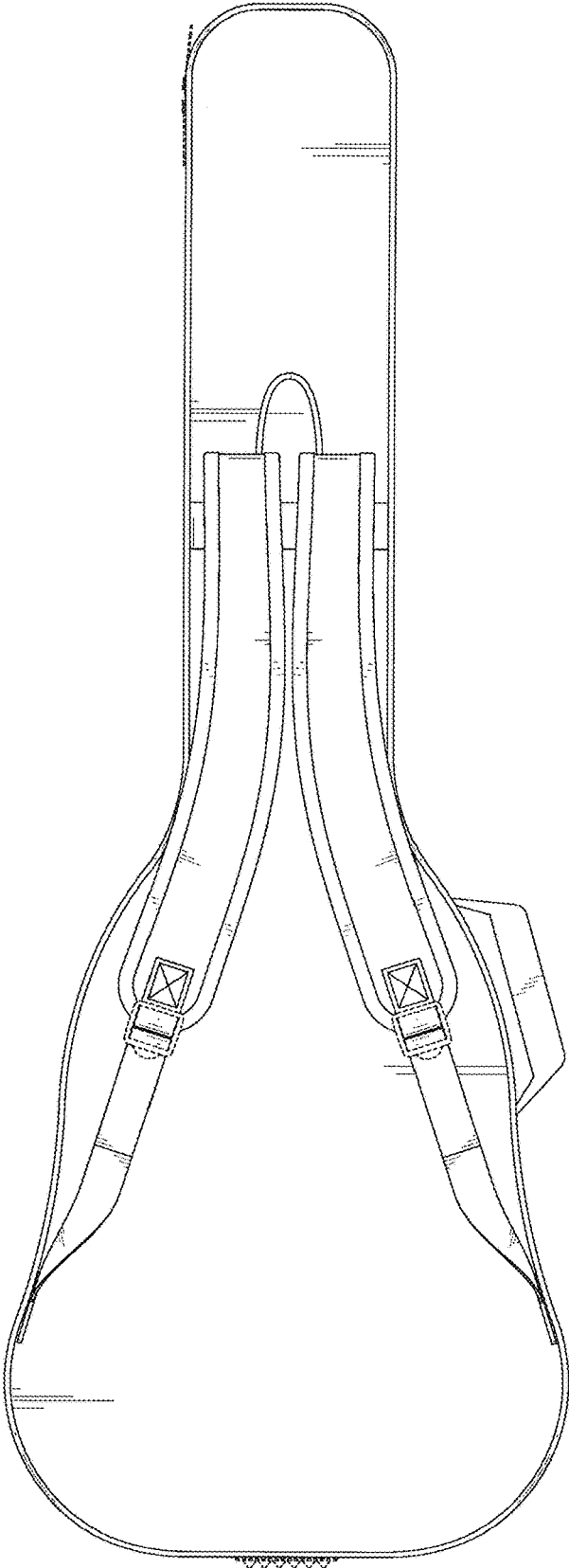


FIG. 4

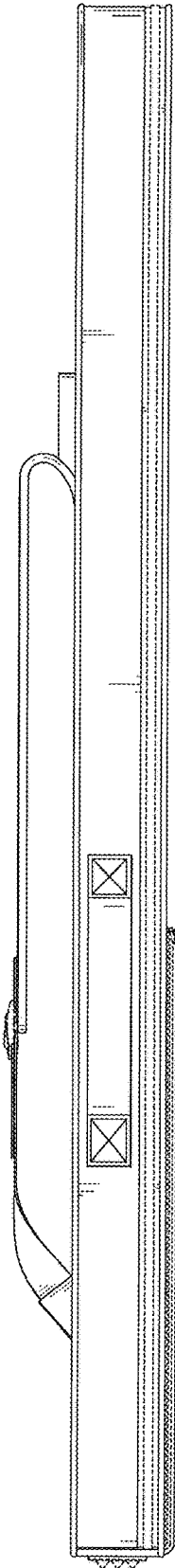


FIG. 5

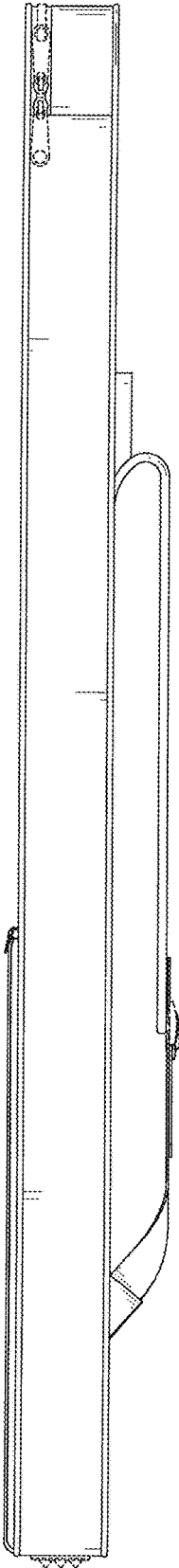


FIG. 6

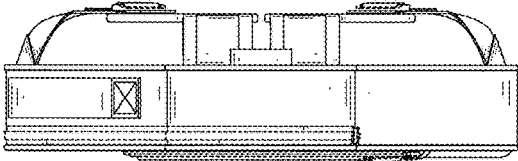


FIG. 7

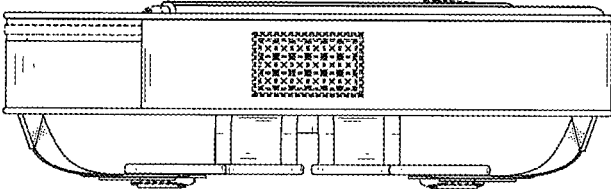


FIG. 8