



US00D568171S

(12) **United States Design Patent**
Kawashima

(10) **Patent No.:** **US D568,171 S**

(45) **Date of Patent:** **** May 6, 2008**

(54) **CONTAINER**

(75) Inventor: **Shima Kawashima**, Osaka (JP)

(73) Assignee: **The Procter & Gamble Company**,
Cincinnati, OH (US)

(**) Term: **14 Years**

(21) Appl. No.: **29/264,351**

(22) Filed: **Aug. 8, 2006**

(51) **LOC (8) CL.** **09-05**

(52) **U.S. CL.** **D9/699**

(58) **Field of Classification Search** D9/711,
D9/695-699, 521, 544, 435, 440, 454, 504,
D9/723-724; 222/92, 107, 96, 527, 528-529,
222/215; 206/438, 822; D28/7, 76, 82;
220/DIG. 7

See application file for complete search history.

(56) **References Cited**

U.S. PATENT DOCUMENTS

| | | | | |
|--------------|---------|----------------|-------|--------|
| D281,055 S * | 10/1985 | Dombroski | | D9/697 |
| D344,888 S * | 3/1994 | Linner | | D9/699 |
| D351,338 S * | 10/1994 | Koptis | | D9/697 |
| D358,760 S * | 5/1995 | Sherman et al. | | D9/697 |
| D362,617 S * | 9/1995 | Linner | | D9/699 |
| D367,606 S * | 3/1996 | Linner | | D9/699 |
| D376,100 S * | 12/1996 | Beaver | | D9/697 |
| D402,194 S * | 12/1998 | Zaksensberg | | D9/699 |

| | | | | |
|--------------|---------|----------------|-------|--------|
| D414,688 S * | 10/1999 | Loeb et al. | | D9/697 |
| D430,008 S * | 8/2000 | Gobe | | D9/695 |
| D454,780 S * | 3/2002 | Leboeuf et al. | | D9/697 |
| D532,701 S * | 11/2006 | Spencer | | D9/699 |
| D535,191 S * | 1/2007 | Corker | | D9/695 |

* cited by examiner

Primary Examiner—Lucy Lieberman

Assistant Examiner—Abraham Bahta

(74) *Attorney, Agent, or Firm*—Idris N. McKelvey

(57) **CLAIM**

The ornamental design for a container, as shown and described.

DESCRIPTION

FIG. 1 is a perspective view of a container showing my new design;

FIG. 2 is a front view thereof

FIG. 3 is a back view thereof;

FIG. 4 is a left side view thereof;


FIG. 5 is a right side view thereof;

FIG. 6 is a top plan view thereof; and,

FIG. 7 is a bottom view thereof.

The broken lines shown in the drawings are for illustrative purposes only and form no part of the claimed design.

1 Claim, 4 Drawing Sheets



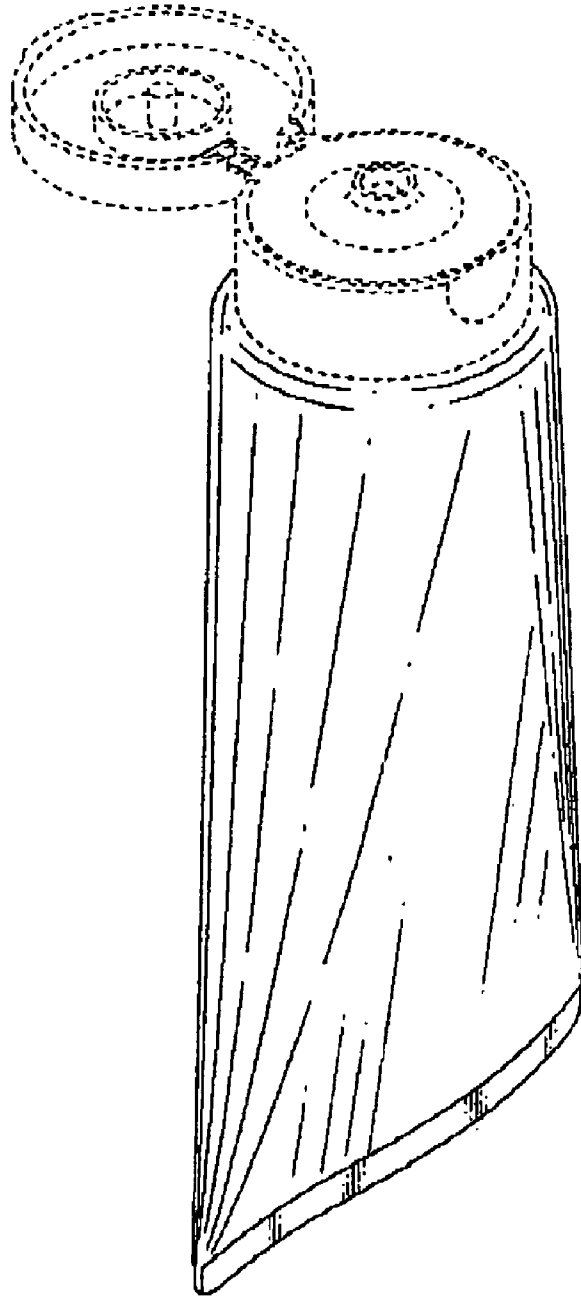


Fig. 1

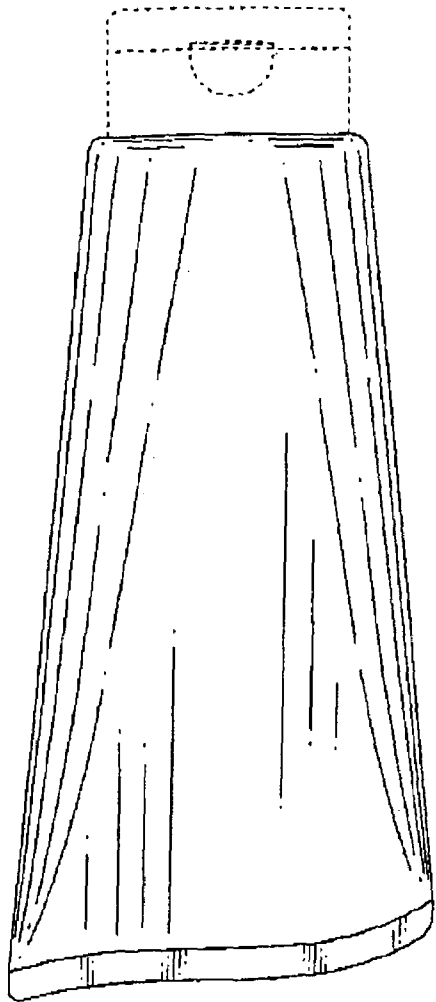


Fig. 2

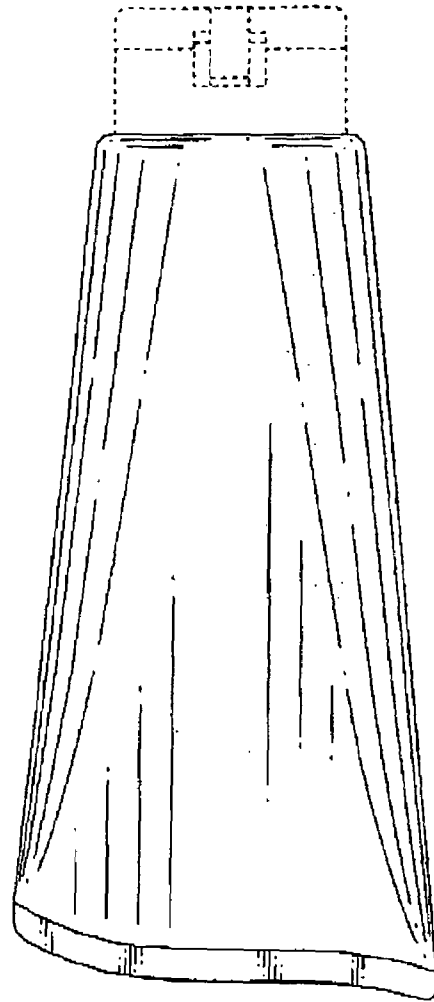


Fig. 3

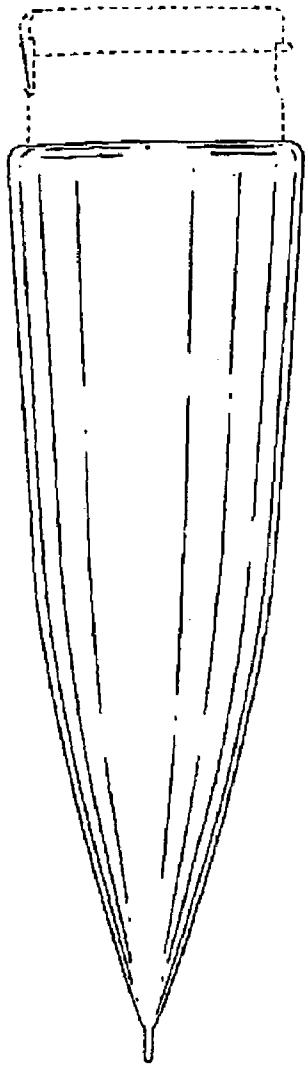


Fig. 4

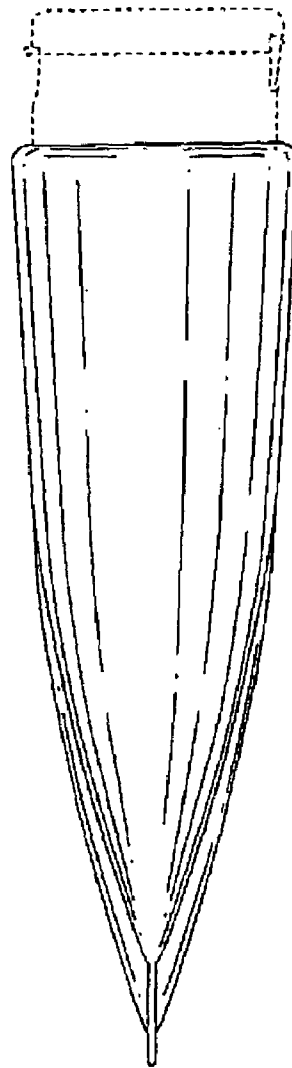


Fig. 5

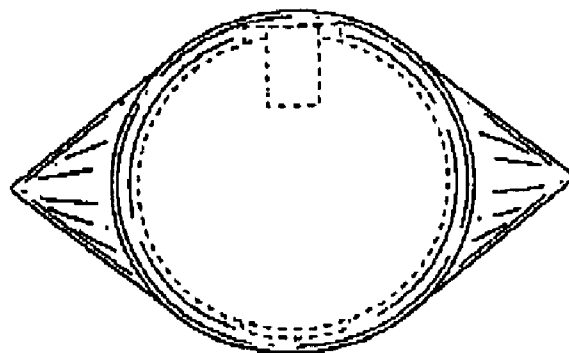


Fig. 6

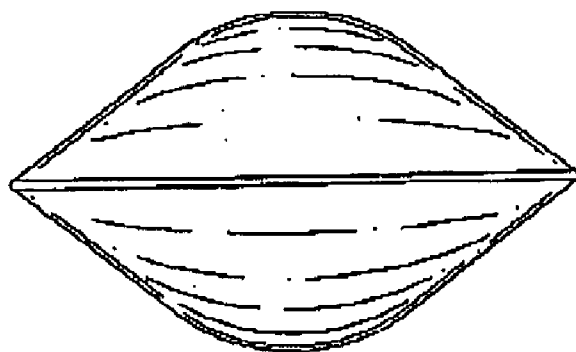


Fig. 7