



US00D750234S

(12) **United States Design Patent**
Appelbaum et al.

(10) **Patent No.:** **US D750,234 S**

(45) **Date of Patent:** **** Feb. 23, 2016**

(54) **PROBE HOLDER**

FOREIGN PATENT DOCUMENTS

(71) Applicant: **Novian Health Inc.**, Chicago, IL (US)

DE 2826383 12/1979
JP 2001148280 9/1989

(72) Inventors: **Henry R. Appelbaum**, Chicago, IL (US); **William F. Graveman**, Tonganoxie, KS (US); **Julian Itzcovitz**, Neuilly sur Seine (FR)

(Continued)

(73) Assignee: **Novian Health Inc.**, Chicago, IL (US)

Dowlatshahi, Kambiz, MD., et al. "Stereotactically Guided Laser Therapy of Occult Breast Tumors," published by ARCH SURG in Nov. 2000.

(**) Term: **15 Years**

(Continued)

(21) Appl. No.: **29/527,332**

(22) Filed: **May 18, 2015**

Primary Examiner — Ian Simmons

Assistant Examiner — Samantha Q Lawrence

(74) *Attorney, Agent, or Firm* — Neal, Gerber & Eisenberg LLP

Related U.S. Application Data

(62) Division of application No. 29/454,169, filed on May 7, 2013, now Pat. No. Des. 733,873.

(51) **LOC (10) Cl.** **24-02**

(52) **U.S. Cl.** **D24/128**
USPC

(58) **Field of Classification Search**
USPC D24/128, 201–205; 601/6, 15, 64, 601/157–158, 30–32; 604/21; 600/407
See application file for complete search history.

(57) **CLAIM**

The ornamental design for a probe holder, as shown and described herein.

(56) **References Cited**

U.S. PATENT DOCUMENTS

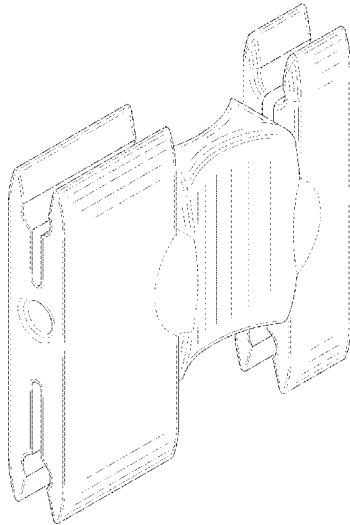
1,968,997 A	8/1934	Drucker
2,189,989 A	2/1940	Lichtman
3,753,657 A	8/1973	Downing et al.
4,222,375 A	9/1980	Martinez
4,402,311 A	9/1983	Hattori
4,559,942 A	12/1985	Eisenberg
4,616,656 A	10/1986	Nicholson et al.
4,662,368 A	5/1987	Hussein et al.
4,665,927 A	5/1987	Daily

(Continued)

DESCRIPTION

FIG. 1 is a front perspective view of a probe holder of our new design;
FIG. 2 is a rear perspective view of the probe holder;
FIG. 3 is a front view of the probe holder;
FIG. 4 is a rear view of the probe holder;
FIG. 5 is a right side view of the probe holder;
FIG. 6 is a left side view of the probe holder;
FIG. 7 is a top plan view of the probe holder; and,
FIG. 8 is a bottom plan view of the probe holder.
The broken lines shown in FIGS. 1-8 illustrate portions of the probe holder that form no part of the claimed design.

1 Claim, 6 Drawing Sheets



(56)

References Cited

U.S. PATENT DOCUMENTS

4,681,122 A 7/1987 Winters et al.
 4,744,627 A 5/1988 Chande et al.
 4,773,413 A 9/1988 Hussein et al.
 4,774,948 A 10/1988 Markham
 4,776,334 A 10/1988 Prionas
 4,819,630 A 4/1989 Dehart
 4,880,122 A 11/1989 Martindell
 4,883,062 A 11/1989 Nicholson
 4,890,898 A 1/1990 Bentley et al.
 4,920,978 A 5/1990 Colvin
 4,931,059 A 6/1990 Markham
 4,932,934 A 6/1990 Dougherty
 4,946,440 A 8/1990 Hall
 4,950,267 A 8/1990 Ishihara et al.
 4,952,146 A 8/1990 Doty
 4,957,481 A 9/1990 Gatenby
 4,959,063 A 9/1990 Kojima
 4,961,422 A 10/1990 Marchosky et al.
 D311,954 S 11/1990 Kamen
 4,967,765 A 11/1990 Turner et al.
 5,019,075 A 5/1991 Spears et al.
 5,050,597 A 9/1991 Daikuzono
 5,059,197 A 10/1991 Urie et al.
 5,061,265 A 10/1991 Abela et al.
 5,078,142 A 1/1992 Siczek et al.
 5,125,925 A 6/1992 Lundahl
 5,127,916 A 7/1992 Spencer et al.
 5,129,896 A 7/1992 Hasson
 5,150,704 A 9/1992 Tatebayashi et al.
 5,158,084 A 10/1992 Ghiatas
 5,169,396 A 12/1992 Dowlatshahi et al.
 5,178,148 A 1/1993 Lacoste et al.
 5,178,164 A 1/1993 Allen
 5,195,526 A 3/1993 Michelson
 5,222,953 A 6/1993 Dowlatshahi
 5,234,426 A 8/1993 Rank et al.
 5,242,437 A 9/1993 Everett et al.
 D344,464 S 2/1994 Kerschner
 5,312,392 A 5/1994 Hofstetter et al.
 5,323,779 A 6/1994 Hardy et al.
 5,330,517 A 7/1994 Mordon et al.
 5,386,447 A 1/1995 Siczek
 5,396,897 A 3/1995 Jain et al.
 5,398,899 A 3/1995 Austin et al.
 RE34,936 E 5/1995 Campbell et al.
 5,460,066 A 10/1995 Dennstedt
 5,505,203 A 4/1996 Deitrich et al.
 5,520,182 A 5/1996 Leighton et al.
 5,569,240 A 10/1996 Dowlatshahi et al.
 D375,450 S 11/1996 Bidwell et al.
 5,615,430 A 4/1997 Nambu et al.
 5,620,479 A 4/1997 Diederich
 D383,968 S 9/1997 Bidwell
 D391,838 S 3/1998 Bidwell et al.
 5,735,264 A 4/1998 Siczek et al.
 D397,790 S 9/1998 Naganuma
 5,813,985 A 9/1998 Carroll
 5,853,366 A 12/1998 Dowlatshahi
 5,954,711 A 9/1999 Ozaki et al.
 6,241,725 B1 6/2001 Cosman
 D452,314 S 12/2001 Niermann
 6,456,684 B1 9/2002 Mun et al.
 6,500,343 B2 12/2002 Siddiqi
 6,551,302 B1 4/2003 Rosinko et al.
 6,569,176 B2 5/2003 Jesseph
 6,603,988 B2 8/2003 Dowlatshahi

6,701,175 B2 3/2004 Dowlatshahi
 6,755,849 B1 6/2004 Gowda et al.
 6,865,412 B2 3/2005 Dowlatshahi
 6,928,672 B2 8/2005 Pastyr et al.
 7,041,109 B2 5/2006 Dowlatshahi
 7,074,233 B1 7/2006 Gowda et al.
 7,171,253 B2 1/2007 Dowlatshahi
 7,270,656 B2 9/2007 Gowda et al.
 7,274,847 B2 9/2007 Gowda et al.
 D630,757 S 1/2011 Kitayama
 D653,130 S 1/2012 Borovicka
 8,092,507 B2 1/2012 Tomasello et al.
 D674,506 S 1/2013 LaBrasca
 D700,321 S 2/2014 Strong
 D700,970 S 3/2014 Kim
 D709,753 S 7/2014 Guala
 D713,525 S 9/2014 Oguro et al.
 D715,925 S 10/2014 Suzuki et al.
 D733,873 S * 7/2015 Appelbaum D24/128
 2002/0026127 A1 2/2002 Balbierz et al.
 2003/0023236 A1 1/2003 Gowda et al.
 2003/0060813 A1 3/2003 Loeb
 2003/0236463 A1 12/2003 Mesaros et al.
 2004/0215101 A1 10/2004 Rioux et al.
 2005/0113641 A1 5/2005 Bala
 2005/0165287 A1 7/2005 Wescott, III
 2005/0169596 A1 8/2005 Hamasaki et al.
 2006/0095096 A1 5/2006 DeBenedictis et al.
 2006/0104593 A1 5/2006 Gowda et al.
 2006/0155298 A1 7/2006 Mueller et al.
 2006/0217693 A1 9/2006 Gowda et al.
 2006/0241727 A1 10/2006 Dowlatshahi
 2007/0100229 A1 5/2007 Dowlatshahi
 2007/0119738 A1 5/2007 Clegg et al.
 2007/0219544 A1 9/2007 Gowda et al.
 2008/0015560 A1 1/2008 Gowda et al.
 2008/0114340 A1 5/2008 Fox et al.
 2009/0036982 A1 2/2009 Aharoni et al.

FOREIGN PATENT DOCUMENTS

WO WO08704611 8/1987
 WO WO0013603 3/2000
 WO WO0059394 10/2000
 WO WO03011160 2/2003
 WO WO2005046753 5/2005
 WO WO2006055554 5/2006

OTHER PUBLICATIONS

Dowlatshahi, Kambiz, MD., "Laser Therapy of Small Breast Cancers." Presented at the Third Annual Meeting of the American Society of Breast Surgeons, Apr. 24-28, 2002. 152-166.
 Dowlatshahi, Kambiz, MD., "Interstitial Laser Treatment of Small Breast Cancers," *Lasers in Medicine, Surgery, and Dentistry*, 2003. 677-689.
 Dowlatshahi, Kambiz, MD., et al. "Laser Therapy of Breast Cancer with 3-Year Follow-up." *The Breast Journal*, vol. 10, No. 3, 2004. 240-243.
 Dowlatshahi, Kambiz, MD., "Shift in the Surgical Treatment of Non-Palpable Breast Cancer: Tactile to Visual," *Rush University Medical Center*, Breast Cancer Online <<http://www.bco.org>>, Oct. 9, 2005, 1-10.
 Kelsey. "Revolutionizing Breast Treatment with Interstitial Laser Therapy." May 2003. 1-22.
 Kelsey. "Revolutionizing Breast Treatment with Interstitial Laser Therapy." Feb. 2005, 1-18.

* cited by examiner

FIG. 1




FIG. 2

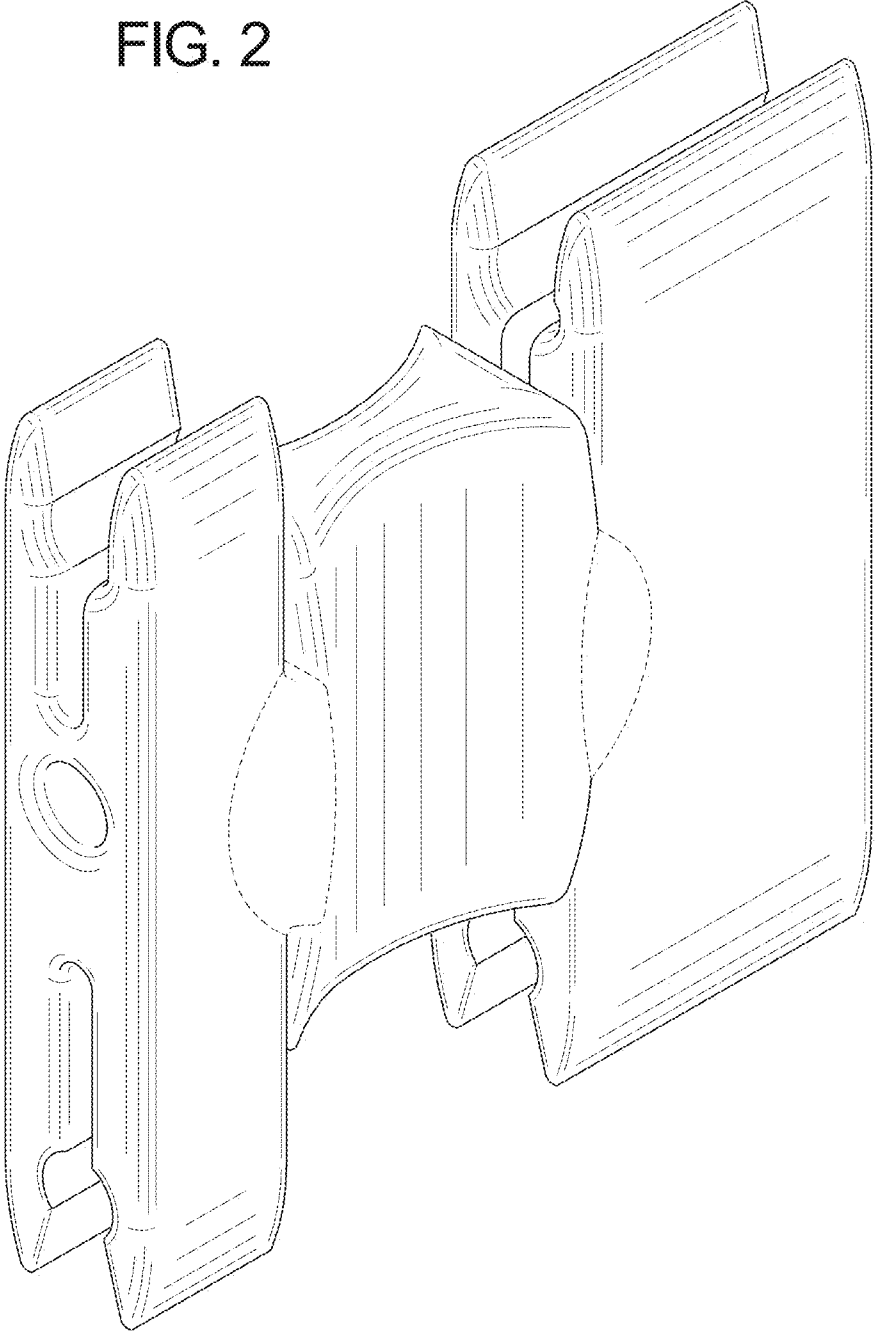


FIG. 3




FIG. 4




FIG. 5

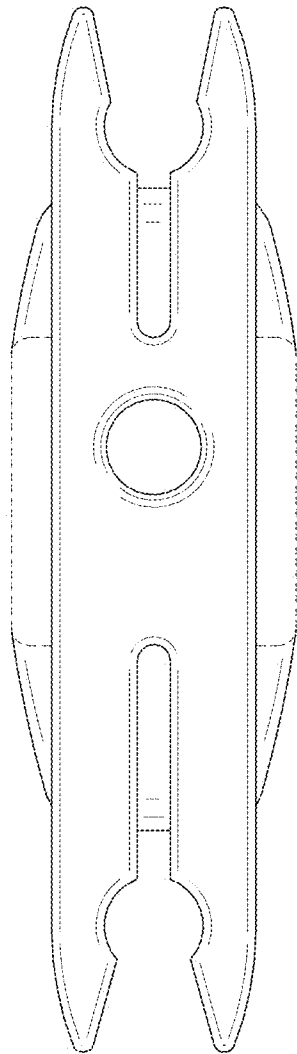


FIG. 6

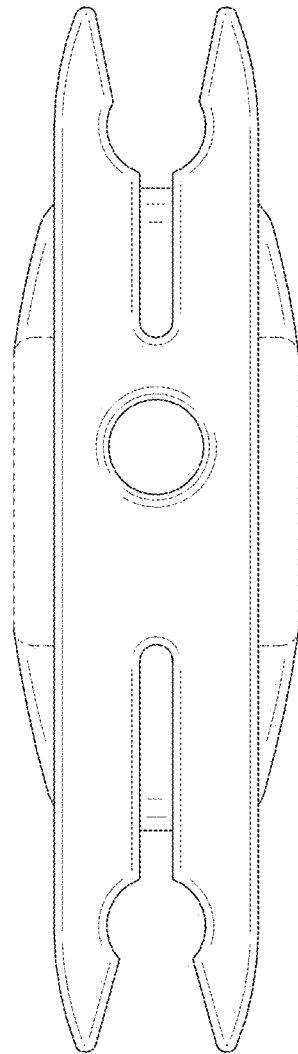


FIG. 7

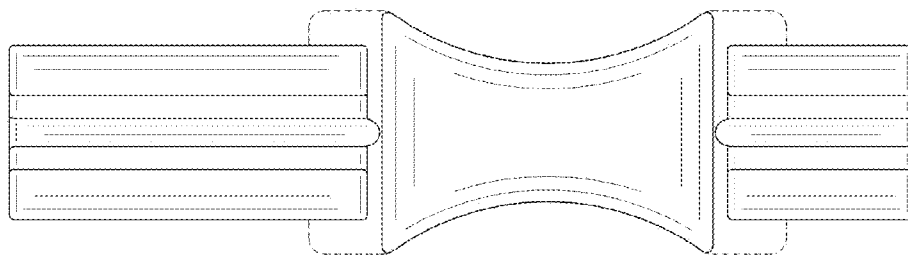


FIG. 8

