



US00D341569S

United States Patent [19]

[11] Patent Number: **Des. 341,569**

Prins et al.

[45] Date of Patent: **** Nov. 23, 1993**

[54] **CONTROLLER FOR USE WITH ELECTRIC HEATING PADS**

4,468,718 8/1984 Main D13/164 X

[75] Inventors: **Richard J. Prins; Charles W. Murin**, both of Lamar, Miss.; **Clifford R. Stine**, Travis, Tex.; **Sherry B. Hirsch**, Cook, Ill.

OTHER PUBLICATIONS

Remote control on p. 53 of *Home Lighting & Accessories* Oct., 1989. Located in Examiner Lucas' office.

[73] Assignee: **Sunbeam Corporation**, Providence, R.I.

Primary Examiner—Wallace R. Burke
Assistant Examiner—Joel Sincavage
Attorney, Agent, or Firm—Michael J. Kline

[**] Term: **14 Years**

[57] CLAIM

[21] Appl. No.: **844,425**

The ornamental design for controller for use with heating pads, as shown and described.

[22] Filed: **Mar. 3, 1992**

DESCRIPTION

[52] U.S. Cl. **D13/168**

[58] Field of Search D13/162, 164, 168;
D14/218; 219/482, 507; 338/172, 178, 179, 191,
200

FIG. 1 is a front and upper left perspective view of a controller for use with electric heating pads showing our new design;

FIG. 2 is a top plan view of the controller of FIG. 1; FIG. 3 is a bottom plan view of the controller of FIG. 1;

[56] References Cited

U.S. PATENT DOCUMENTS

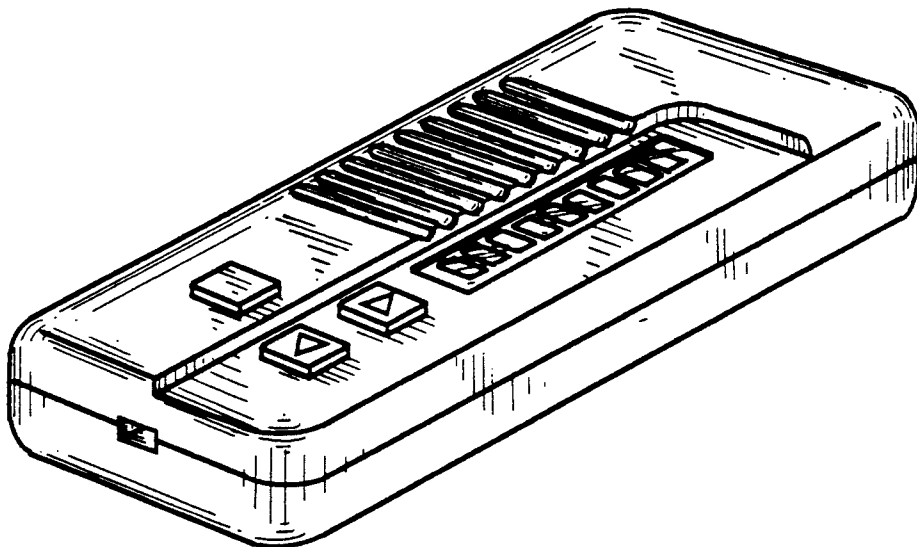
D. 275,753	10/1984	Mahan	D13/164 X
D. 308,380	6/1990	Shim	D14/218
D. 331,389	12/1992	Bartlett	D13/168
186,667	11/1959	Ernest	D10/50
196,239	9/1963	Ernest	D10/50
212,228	9/1968	Kelly	D10/50
213,499	3/1969	Wilson	D10/50

FIG. 4 is a left side elevational view of the controller of FIG. 1;

FIG. 5 is a right side elevational view of the controller of FIG. 1;

FIG. 6 is a rear elevational view of the controller of FIG. 1; and,

FIG. 7 is a front elevational view of the controller of FIG. 1.



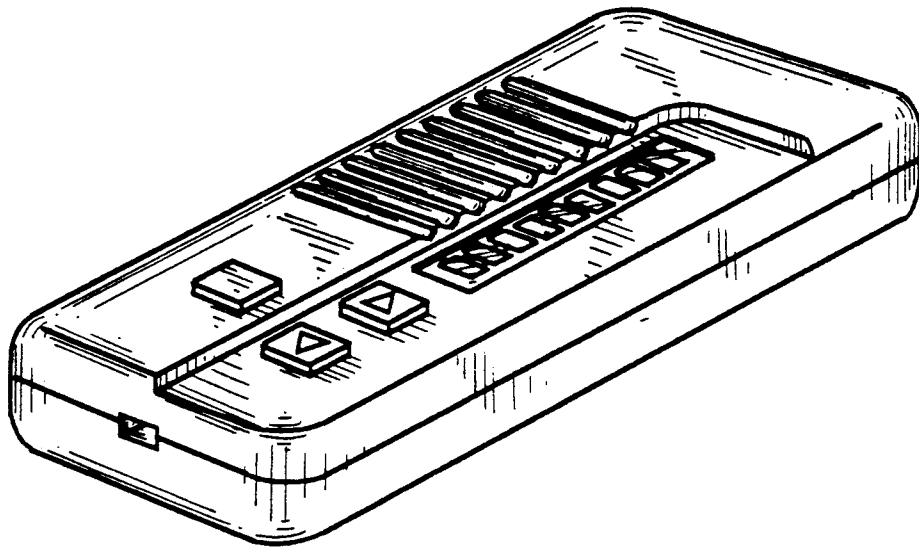


FIG. 1




FIG. 2

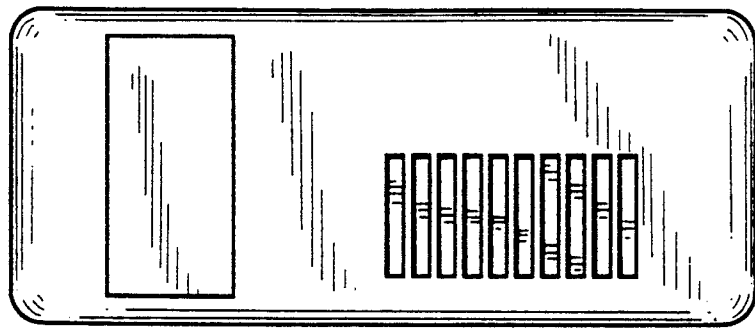


FIG. 3

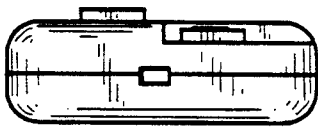


FIG. 4

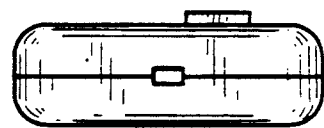


FIG. 5

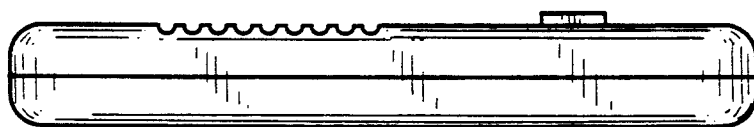


FIG. 6

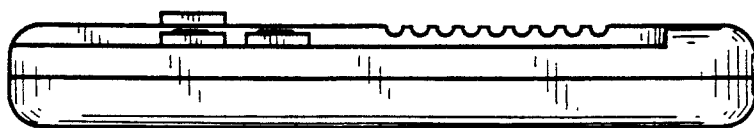


FIG. 7