

Benjamin & Story,

Paint Brush.

No. 100,108.

Patented Feb. 22, 1870.

Fig. 1

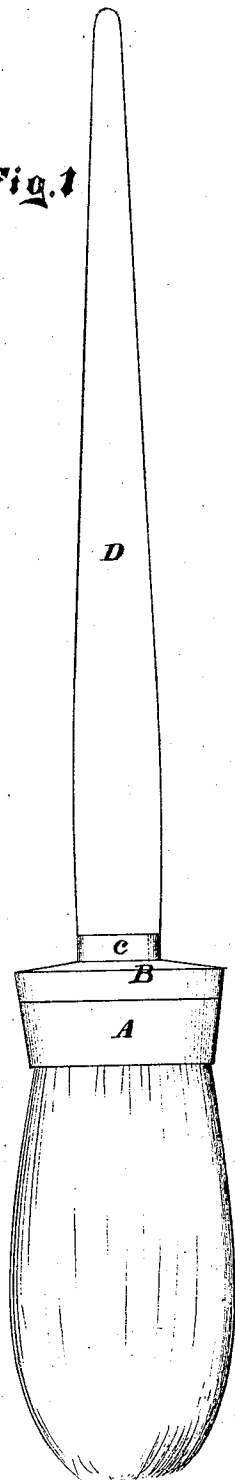


Fig. 2

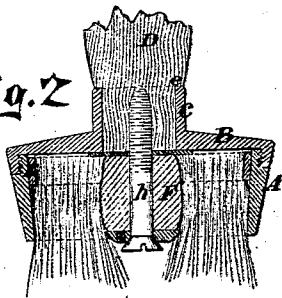


Fig. 3



Fig. 5

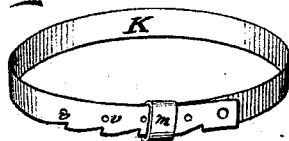
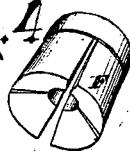


Fig. 4



Witnesses
E. W. Anderson,
Chas. Kenyon.

Inventors
C. C. Benjamin
E. Story,
Chipman Rosmes & Co.
Attorneys.

United States Patent Office.

CHRISTOPHER S. BENJAMIN AND EDWARD STORY, OF WASHINGTON,
ILLINOIS.

Letters Patent No. 100,108, dated February 22, 1870.

IMPROVED PAINT-BRUSH.

The Schedule referred to in these Letters Patent and making part of the same

To all whom it may concern:

Be it known that I, CHRISTOPHER S. BENJAMIN and EDWARD STORY, of Washington, in the county of Tazewell, and State of Illinois, have invented a new and valuable Improvement in Paint and Varnish-Brushes; and we do hereby declare that the following is a full, clear, and exact description of the construction and operation of the same, reference being had to the annexed drawings making a part of this specification, and to the letters and figures of reference marked thereon.

Figure 1 of the drawings is a representation of our paint-brush, as it appears when ready for use.

Figure 2 is a central vertical section thereof.

Figures 3, 4, and 5 are details.

Our invention relates to paint-brushes, and consists, mainly, in the construction and novel arrangement of devices, designed to secure the bristles more firmly in the ferrule, and otherwise to improve the manufacture thereof.

The letter A of the drawings designates the ferrule, made tapering, so that both the inner and outer walls thereof are inclined downward and inward. Around the upper edge of the ferrule is turned a screw-thread.

B designates a screw-cap, designed to protect the thick ends of the bristles. It is screwed on the ferrule, and has a central opening, provided with a cylindrical wall or collar, *c*, to hold the end of the brush-handle.

D represents the brush-handle, which is turned with a shoulder, *e*.

F designates a cylinder of rubber, through which is passed the screw *h*, having washer *z*.

By driving the screw into the end of the brush-handle

D, the rubber cylinder is forced to expand centrally, thereby pressing the bristles tightly against the inner wall of the ferrule, its action being rendered more effective by the inward slope of this wall.

K designates a toothed metal band, designed to bind together the thick ends of the bristles before they are placed in the ferrule.

One end slides through a loop, *m*, attached to the other.

The bunch of bristles is thus drawn as tightly as possible, and secured by driving a pin through one of the perforations *v v*.

Sometimes, instead of a rubber cylinder, we employ a conical or cylindrical wedge of wood, made in sections, and having its lower end countersunk, so that the sections will be forced asunder when the screw is driven into the handle, as before described. Such a sectional cylinder is shown at figs. 3 and 4 of the drawings.

What we claim as our invention, and desire to secure by Letters Patent, is—

The devices herein described for constructing paint-brushes, consisting of the tapering ferrule A, screw-cap B, toothed compressing-ring K, with its clasp *m*, and the expanding-wedge F, when arranged to operate in the manner substantially as specified.

In testimony that we claim the above, we have hereunto subscribed our names in the presence of two witnesses.

C. S. BENJAMIN.
EDWARD STORY.

Witnesses:

JOSIAH SNYDER,
THOMAS BIRKETT.