



US 20140144562A1

(19) **United States**

(12) **Patent Application Publication**
Hillard

(10) **Pub. No.: US 2014/0144562 A1**

(43) **Pub. Date: May 29, 2014**

(54) **MINI BALL OR MINI CAR SHAPED MONEY
HOLDER**

(52) **U.S. Cl.**

CPC **A45C 1/10** (2013.01)

USPC **150/143**

(71) Applicant: **Shane Hillard**, Thorndale, PA (US)

(72) Inventor: **Shane Hillard**, Thorndale, PA (US)

(21) Appl. No.: **13/684,460**

(22) Filed: **Nov. 23, 2012**

Publication Classification

(51) **Int. Cl.**

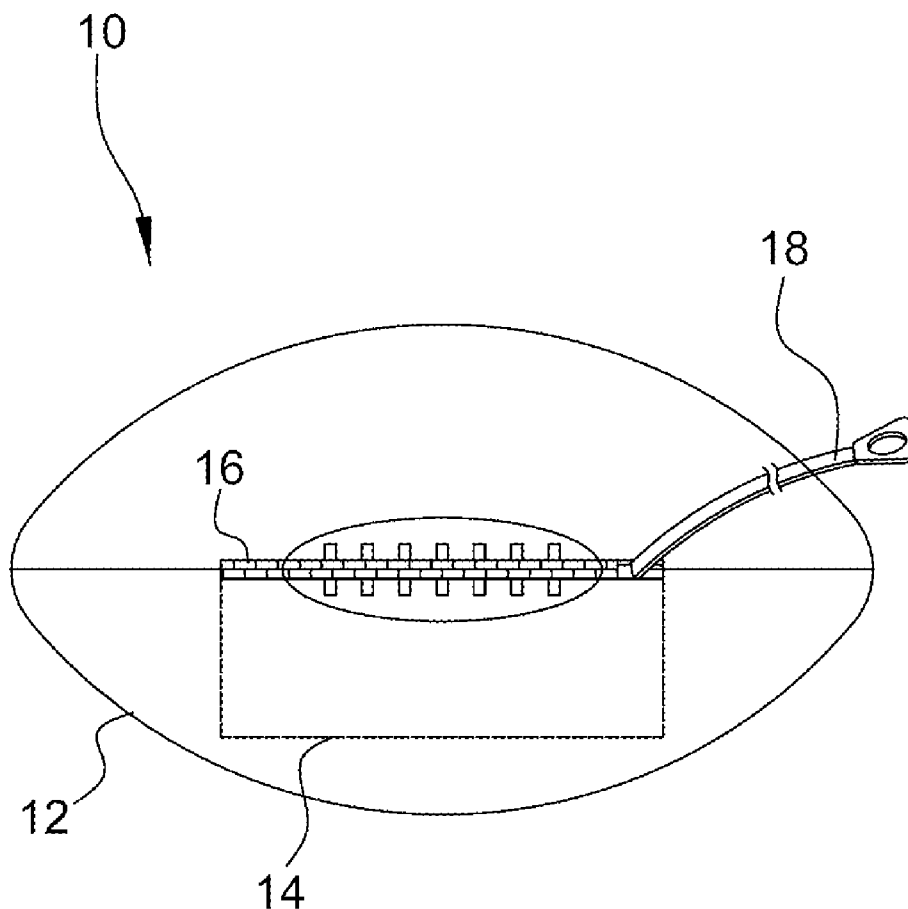
A45C 1/10

(2006.01)

(57)

ABSTRACT

The present invention relates to money holders for carrying currency of various denominations, and more particularly to money holders that are shaped like sports balls or cars that allow the user and vendor to put money inside and toss back and forth to complete a transaction. The money holder comprises a body having a shape of sports balls or cars, a pouch concealed inside the body and a fastening system for the opening to provide access and prevent access to the interior pouch.



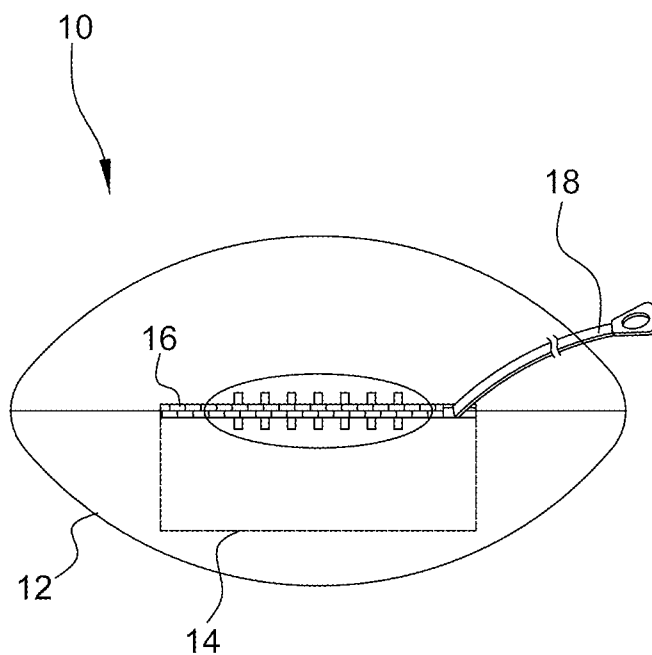


FIG. 1

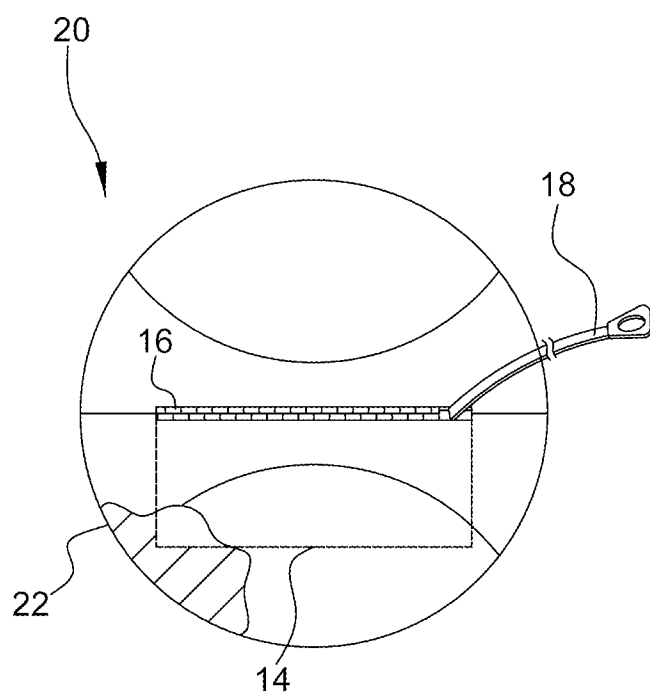


FIG. 2

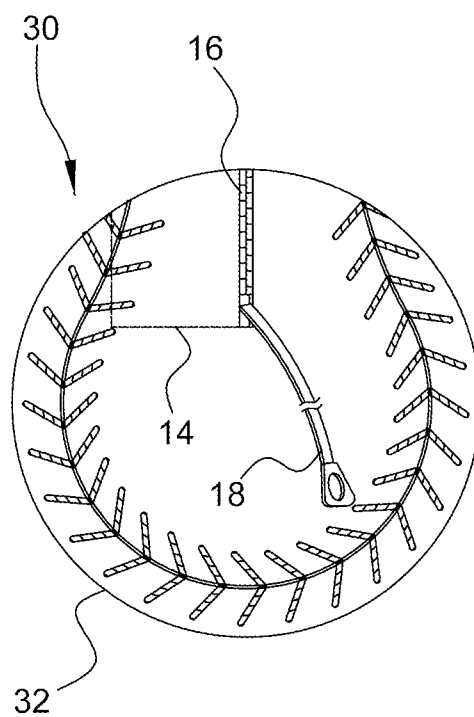


FIG. 3

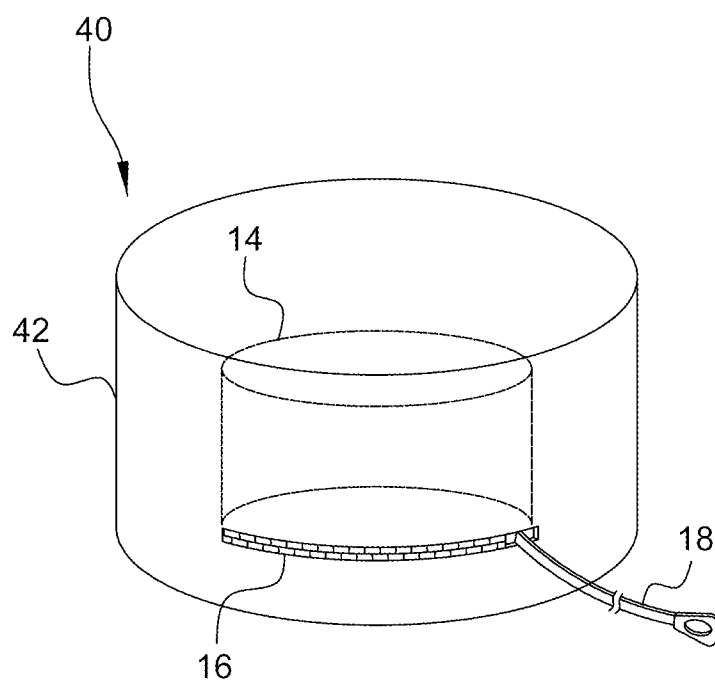


FIG. 4

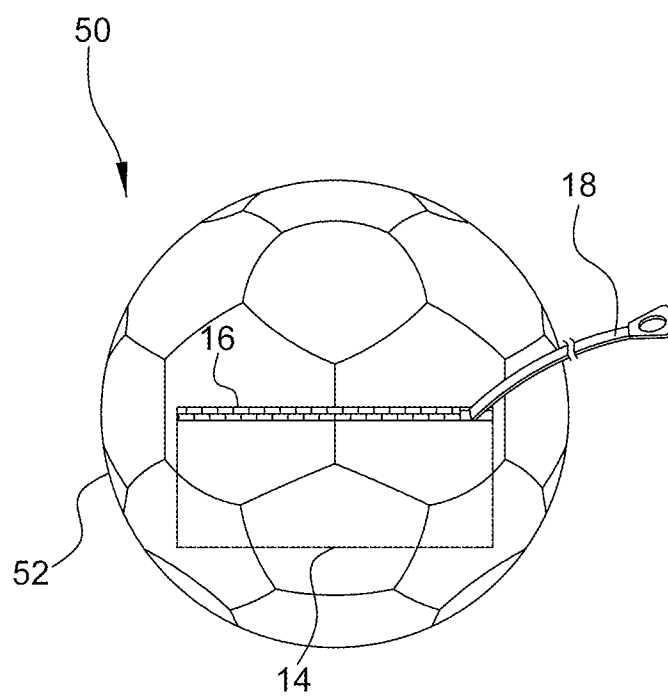


FIG. 5

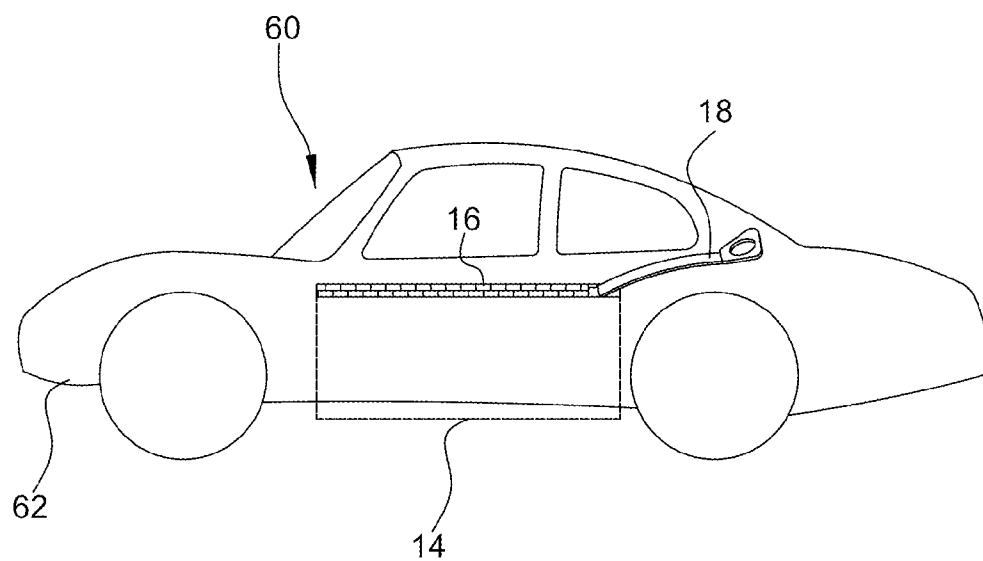


FIG. 6

MINI BALL OR MINI CAR SHAPED MONEY HOLDER

REFERENCE TO RELATED APPLICATIONS

[0001] This patent application claims the benefit of U.S. Provisional Application No. 61/563,479 filed on Nov. 23, 2011, the disclosure of which is incorporated herein by reference in its entirety.

BACKGROUND OF THE INVENTION

[0002] 1. Field of the Invention

[0003] The present invention relates to money holders for carrying currency of various denominations, and more particularly to money holders that are shaped like sport balls or cars that allow the user to toss to the vendor to make payment and to be thrown back from the vendor.

[0004] 2. Description of Related Art

[0005] Currently, if a fan wants to purchase food or drinks from a vendor walking the aisles at sports events, a human chain is created to pass the money from the fan to the vendor. Likewise, if the transaction requires returning change to the fan, another human chain is created to pass the money from the vendor to the fan.

[0006] The way it currently works is bothersome for the crowd that is watching the sport events. Money and change are easily dropped while being passed through a human chain. Currently, everyone that is part of the human chain will touch money that is known to carry germs. Therefore, there needs to be another way to carry out the transaction between the vendor and the fan trying to buy from the vendor.

SUMMARY OF THE INVENTION

[0007] One object of the present invention is to provide a device that can hold money inside and be thrown to the vendor so that the money won't be passed through a human chain when a fan wants to buy from a vendor at a sport event.

[0008] Another object of the present invention is to provide a device that can make the money transfer to vendor process be overall more sanitary.

[0009] Broadly, an embodiment of the present invention generally provides a mini ball or mini car shaped money holder in which the mini ball or mini car resembles a sports ball or vehicle. A money holder such as a wallet according to the present invention comprises a body, a pouch concealed inside the body and a fastening system secured to the pouch and the body, wherein the body has a shape resembling a mini sports ball or mini sports car. The body may be made of a soft material, for example, leather, plastic, fabric, or soft rubber. The size of the body may be, for example, between 2 and 6 inches in width and length. The color of the body may depend on the mini sports ball or car that is being resembled. The money holder may further comprise materials to help retain the shape of the mini ball or car.

[0010] A fan can put money inside the pouch of the money holder of the present invention and throw the money holder to the vendor, thus minimizing germs being spread from money being passed along a human chain. In addition, this way of money transaction is fun and can increase the atmosphere of the sporting event.

[0011] The more important features of the invention have thus been outlined in order that the more detailed description that follows may be better understood and in order that the present contribution to the art may better be appreciated.

Additional features of the invention will be described hereinafter and will form the subject matter of the claims that follow.

[0012] Before explaining at least one embodiment of the invention in detail, it is to be understood that the invention is not limited in its application to the details of construction and the arrangements of the components set forth in the following description or illustrated in the drawings. The invention is capable of other embodiments and of being practiced and carried out in various ways. Also it is to be understood that the phraseology and terminology employed herein are for the purpose of description and should not be regarded as limiting.

[0013] As such, those skilled in the art will appreciate that the conception, upon which this disclosure is based, may readily be utilized as a basis for the designing of other structures, methods and systems for carrying out the several purposes of the present invention. It is important, therefore, that the claims be regarded as including such equivalent constructions insofar as they do not depart from the spirit and scope of the present invention.

[0014] The foregoing has outlined, rather broadly, the preferred feature of the present invention so that those skilled in the art may better understand the detailed description of the invention that follows. Additional features of the invention will be described hereinafter that form the subject of the claims of the invention. Those skilled in the art should appreciate that they can readily use the disclosed conception and specific embodiment as a basis for designing or modifying other structures for carrying out the same purposes of the present invention and that such other structures do not depart from the spirit and scope of the invention in its broadest form.

BRIEF DESCRIPTION OF THE DRAWINGS

[0015] FIG. 1 is a front view of a money holder according to a first embodiment of the present invention showing the money holder resembling a football;

[0016] FIG. 2 is a front view of a money holder according to a second embodiment of the present invention showing the money holder resembling a basketball;

[0017] FIG. 3 is a front view of a money holder according to a third embodiment of the present invention showing the money holder resembling a baseball;

[0018] FIG. 4 is a perspective front view of a money holder according to a fourth embodiment of the present invention showing the money holder resembling a hockey puck;

[0019] FIG. 5 is a front view of a money holder according to a fifth embodiment of the present invention showing the money holder resembling a volleyball; and

[0020] FIG. 6 is a front view of a money holder according to a sixth embodiment of the present invention showing the money holder resembling a mini car.

[0021] Other aspects, features, and advantages of the present invention will become more fully apparent from the following detailed description, the appended claim, and the accompanying drawings in which similar elements are given similar reference numerals.

DESCRIPTION OF THE PREFERRED EMBODIMENT

[0022] The following detailed description is of the best currently contemplated modes of carrying out exemplary embodiments of the invention. The description is not to be taken in a limiting sense, but is made merely for the purpose

of illustrating the general principles of the invention, since the scope of the invention is best defined by the appended claims.

[0023] Broadly, an embodiment of the present invention generally provides a money holder in which the money holder resembles a sports ball or sports vehicle.

[0024] FIG. 1 shows a money holder 10 according to a first embodiment of the present invention. The money holder 10 may include a body 12 and a pouch 14 concealed inside the body 12. The body 12 may be a lightweight body that may be tossed in the air. The body 12 may be made of a soft material, for example, leather, plastic, fabric, or soft rubber. It may further comprise any material known in the art placed between the body 12 and pouch 14 to provide additional rigid support to maintain the shape of the mini sports ball or car.

[0025] The size of the body 12 may be, for example, between 2 and 6 inches in width and length. In some embodiments, the size of the body 12 may be between 2 and 4 inches in width and length. The color of the body 12 may depend on the mini sports ball or car that is being resembled.

[0026] In one embodiment, the pouch 14 may be secured inside the body 12 by a standard attaching procedure, for example, sewing. In another embodiment, the pouch 14 may be just a cavity that is cut out of the body 12. The size of the pouch 14 may depend on the size of the body 12. The pouch 14 may be made of the same material or different material as the body 12.

[0027] A fastening system 16, 18 may be attached to the pouch 14 to provide access and prevent access to the interior of the pouch. The fastening system 16, 18 may be, for example, a zipper and zipper string system, a hook and loop fastener system, a button and eyelet system, or clasp fasteners.

[0028] In the first embodiment, shown by FIG. 1 the body 12 may resemble a mini football.

[0029] FIG. 2 shows a money holder 20 according to a second embodiment of the present invention. The money holder 20 may be similar to the money holder 10 except that, the body 22 may resemble a basketball.

[0030] FIG. 3 shows a money holder 30 according to a third embodiment of the present invention. The money holder 30 may be similar to the money holder 10 except that, the body 32 may resemble a baseball.

[0031] FIG. 4 shows a money holder 40 according to a third embodiment of the present invention. The money holder 40 may be similar to the money holder 10 except that, the body 42 may resemble a hockey puck.

[0032] FIG. 5 shows a money holder 50 according to a third embodiment of the present invention. The money holder 50 may be similar to the money holder 10 except that, the body 52 may resemble a volleyball.

[0033] FIG. 6 shows a money holder 60 according to a third embodiment of the present invention. The money holder 60 may be similar to the money holder 10 except that, the body 62 may resemble a mini sports car.

[0034] The fan (not shown) may place the money in the pouch 14 inside the body 12, 22, 32, 42, 52, 62 and close the entrance of the pouch 14 by using the fastening system 16, 18. Then, the fan may toss the mini ball or car shaped money holder 19, 20, 30, 40, 50, 60 to the vendor, who may take the

money out, and then toss the mini ball or car shaped money holder 10, 20, 30, 40, 50, 60 back to the fan.

[0035] The mini ball or car shaped money holder 10, 20, 30, 40, 50, 60 may also be used to conceal money in an inconspicuous place. The money holder may also resemble other sports ball including but not limited to tennis ball.

[0036] While there have been shown and described and pointed out the fundamental novel features of the invention as applied to the preferred embodiments, it will be understood that the foregoing is considered as illustrative only of the principles of the invention and not intended to be exhaustive or to limit the invention to the precise forms disclosed. Obvious modifications or variations are possible in light of the above teachings. The embodiments discussed were chosen and described to provide the best illustration of the principles of the invention and its practical application to enable one of ordinary skill in the art to utilize the invention in various embodiments and with various modifications as are suited to the particular use contemplated. All such modifications and variations are within the scope of the invention as determined by the appended claims when interpreted in accordance with the breadth to which they are entitled.

What is claimed is:

1. A money holder comprising:

a body;

a pouch concealed inside the body for holding money; and
a fastening system secured to the pouch and the body for providing access and preventing access to the interior of the pouch;

wherein the body has a shape and color resembling a mini sports ball or mini car.

2. The money holder of claim 1, wherein the pouch secured inside the body by a standard attaching procedure.

3. The money holder of claim 1, wherein the pouch is a cavity that is cut out of the body.

4. The money holder of claim 1, wherein the body is made of a lightweight material so that it can be tossed in the air.

5. The money holder of claim 4, wherein the body is made from a soft material selected from the group consisting of leather, plastic, fabric, and soft rubber.

6. The money holder of claim 1, wherein the pouch is made of the same material or different material of the body.

7. The money holder of claim 1, wherein the body is between 2 and 6 inches in width and length.

8. The money holder of claim 1, wherein the body is between 2 and 4 inches in width and length.

9. The money holder of claim 1, wherein the fastening system is selected from the group consisting of a zipper and zipper string system, a hook and loop fastener system, a button and eyelet system, and clasp fasteners.

10. The money holder of claim 1, wherein the body has a shape and color resembling sports balls selected from the group consisting of football, basketball, baseball, hockey puck, and volleyball, as well as a minicar.

11. The money holder of claim 1 further comprising stuffing material placed between the body and pouch to maintain the shape.

* * * * *