



US00D829393S

(12) **United States Design Patent**  
**Shin**

(10) **Patent No.:** **US D829,393 S**

(45) **Date of Patent:** **\*\* Sep. 25, 2018**

(54) **VACUUM CLEANER**

(71) Applicant: **LG ELECTRONICS INC.**, Seoul (KR)

(72) Inventor: **Mijoo Shin**, Seoul (KR)

(73) Assignee: **LG ELECTRONICS INC.**, Seoul (KR)

(\*\*) Term: **15 Years**

(21) Appl. No.: **35/502,083**

(22) Filed: **Jun. 10, 2016**

(80) **Hague Agreement Data**

Int. Filing Date: **Jun. 10, 2016**

Int. Reg. No.: **DM/091304**

Int. Reg. Date: **Jun. 10, 2016**

Int. Reg. Pub. Date: **Dec. 16, 2016**

(30) **Foreign Application Priority Data**

Dec. 14, 2015 (KR) ..... 30-2015-0063699

(51) **LOC (11) Cl.** ..... **15-05**

(52) **U.S. Cl.**

USPC ..... **D32/18**

CPC ..... **A47L 5/225** (2013.01)

(58) **Field of Classification Search**

USPC ..... D32/17, 18, 21, 22, 31, 34

CPC ..... A47L 5/24; A47L 5/28; A47L 5/34; A47L 5/362; A47L 5/36; A47L 11/34; A47L 9/325; A47L 9/20; A47L 9/02; A47L 9/32; A47L 9/322; A47L 9/327; A47L 7/0038

See application file for complete search history.

(56) **References Cited**

**U.S. PATENT DOCUMENTS**

D307,656 S \* 5/1990 Yuen ..... D32/22

D307,657 S \* 5/1990 Li ..... 15/329

D418,266 S *	12/1999	Medema	.....	D32/22
D437,666 S *	2/2001	Park	.....	D32/22
D483,160 S *	12/2003	Houghton	.....	D32/18
D510,162 S *	9/2005	Ma	.....	D32/18
D545,011 S *	6/2007	Agren	.....	D32/22
D564,156 S *	3/2008	Agren	.....	D32/31
D565,814 S *	4/2008	Agren	.....	D32/22
D565,816 S *	4/2008	Agren	.....	D32/22
D574,563 S *	8/2008	Fjellman	.....	D32/22
D582,111 S *	12/2008	Agren	.....	D32/22
D613,469 S *	4/2010	Agren	.....	D32/22
D636,954 S *	4/2011	Liu	.....	D32/22
D643,980 S *	8/2011	Kim	.....	D32/22
8,151,411 B2 *	4/2012	Beskow	.....	A47L 5/225 15/143.1
D677,844 S *	3/2013	Nicora	.....	D32/22

(Continued)

*Primary Examiner* — Richard E Chilcot

(74) *Attorney, Agent, or Firm* — Birch, Stewart, Kolasch & Birch, LLP

(57) **CLAIM**

The ornamental design for a vacuum cleaner, as shown and described.

**DESCRIPTION**

1. Vacuum cleaner

**1.1** is a perspective view of a vacuum cleaner, showing our new design;

**1.2** is a front elevation view thereof;

**1.3** is a rear elevation view thereof;

**1.4** is a left-side elevation view thereof;

**1.5** is a right-side elevation view thereof;

**1.6** is a top plan view thereof;

**1.7** is a bottom plan view thereof;


**1.8** is another perspective view thereof, mounted on a charging holder and having its handle inserted;

**1.9** is another perspective view thereof, shown separate from the charging holder; and

**1.10** is another perspective view thereof, in a use condition.

The broken lines shown in figures **1.7** through **1.9** are for the purpose of illustrating environmental structure and form no part of the claimed design.

**1 Claim, 10 Drawing Sheets**



(56)

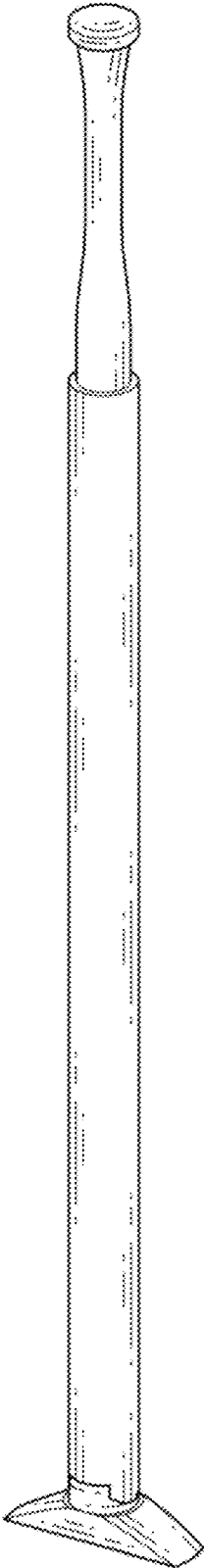
**References Cited**

## U.S. PATENT DOCUMENTS

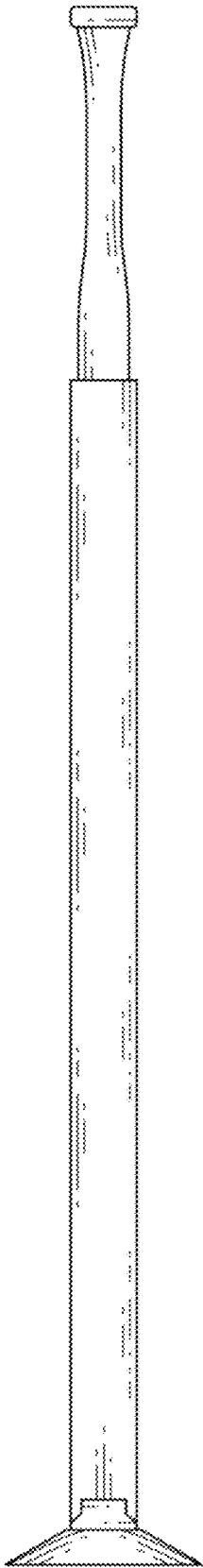
D680,286	S *	4/2013	Gray	.....	D32/22
D728,176	S *	4/2015	Yu	.....	D32/22
D743,124	S *	11/2015	Gray	.....	D32/22
D759,920	S *	6/2016	Gray	.....	D32/31
D767,222	S *	9/2016	Houghton	.....	D32/31
D776,888	S *	1/2017	Gu	.....	D32/22
D781,513	S *	3/2017	Fudetani	.....	D32/22
D784,635	S *	4/2017	Xiao	.....	D32/22
D794,268	S *	8/2017	Minamide	.....	D32/22
D796,129	S *	8/2017	Jang	.....	D32/22
D804,117	S *	11/2017	Kim	.....	D32/22
2007/0136984	A1 *	6/2007	Hsu	.....	A47L 5/225 15/339
2007/0271724	A1 *	11/2007	Hakan	.....	A47L 5/225 15/329
2015/0067981	A1 *	3/2015	Faremo	.....	A47L 5/28 15/354

\* cited by examiner

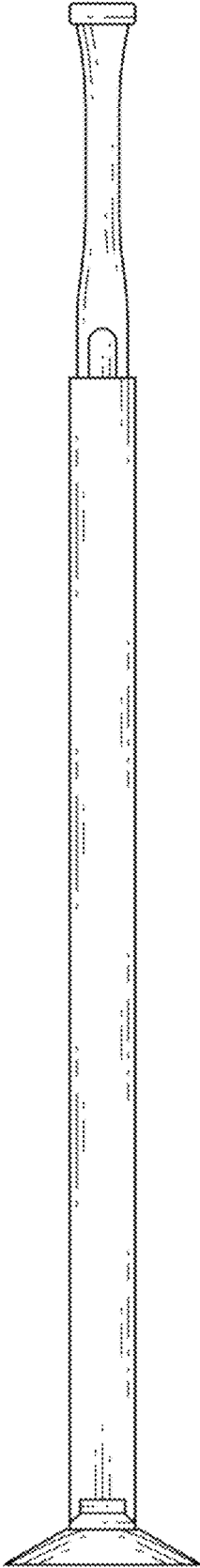
1.1



1.2



1.3



1.4



1.5




1.6

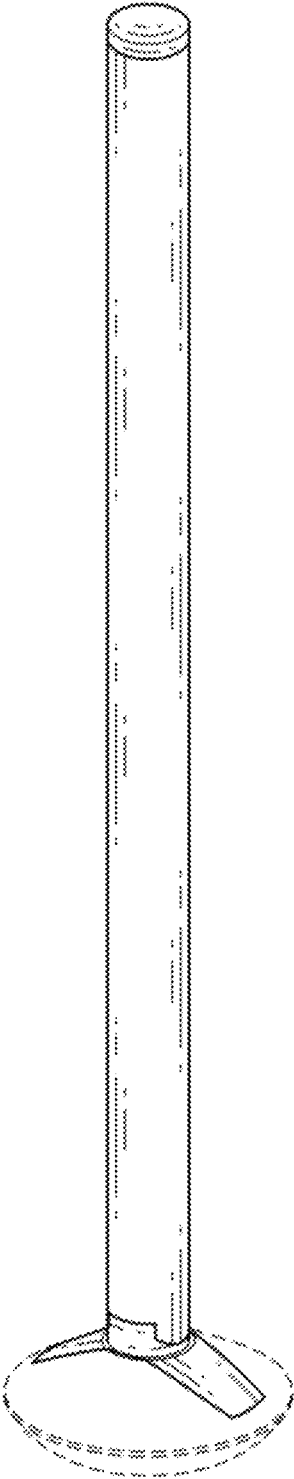




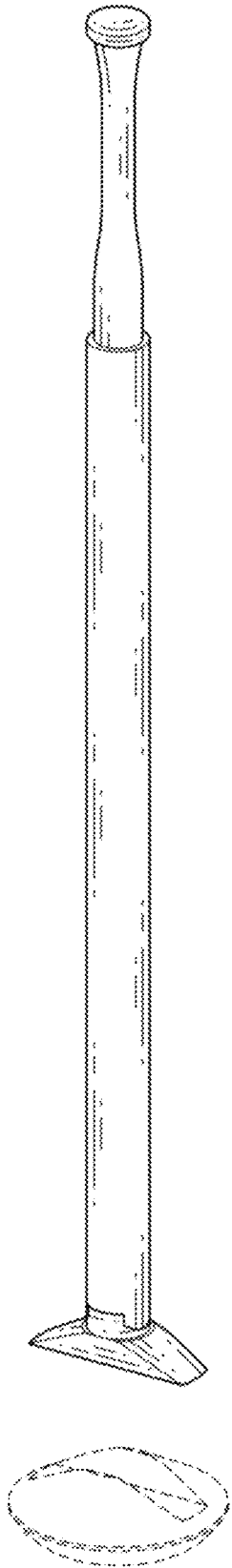
1.7



1.8



1.9



1.10

