



US00D769869S

(12) **United States Design Patent**
Zhou et al.

(10) **Patent No.:** **US D769,869 S**

(45) **Date of Patent:** **** Oct. 25, 2016**

(54) **WEARABLE PERSONAL DIGITAL DEVICE**

(71) Applicants: **Tiger T G Zhou**, Tiburon, CA (US);
Dylan T X Zhou, San Gabriel, CA
(US); **Andrew H B Zhou**, Tiburon, CA
(US)

(72) Inventors: **Tiger T G Zhou**, Tiburon, CA (US);
Dylan T X Zhou, San Gabriel, CA
(US); **Andrew H B Zhou**, Tiburon, CA
(US)

(**) Term: **15 Years**

(21) Appl. No.: **29/530,522**

(22) Filed: **Jun. 17, 2015**

(51) **LOC (10) Cl.** **14-02**

(52) **U.S. Cl.**

USPC **D14/344**; D10/38; D10/70; D10/98

(58) **Field of Classification Search**

USPC D10/30-39, 65, 70, 78, 97, 98, 103,
D10/125; D11/3; D13/173-177; D14/138 R,
D14/203.5, 247, 338-340, 344, 346, 347;
D24/167, 168

CPC A44C 5/00-5/16; G04B 37/00-37/228;
G04B 45/0069; G04B 19/00-19/34; G04B
21/12; G04B 23/12; G04B 47/00-47/068;
G01C 17/00; G01C 21/00-21/3697

See application file for complete search history.

(56) **References Cited**

U.S. PATENT DOCUMENTS

D269,254 S * 6/1983 Kishimoto D10/32
D333,626 S * 3/1993 Chang D10/32
D349,864 S * 8/1994 Dunlap D10/32
D355,375 S * 2/1995 Bandy, II D10/30
D528,928 S * 9/2006 Burton D10/38
D645,360 S * 9/2011 Kiser D10/32

D670,583 S * 11/2012 Shaanan D10/70
D672,667 S * 12/2012 Mix D10/65
D714,288 S * 9/2014 Aumiller D14/344
D717,678 S * 11/2014 Anderssen D10/70
D717,679 S * 11/2014 Anderssen D10/70
D724,556 S * 3/2015 Choi D10/32
D746,707 S * 1/2016 Akana D10/39

* cited by examiner

Primary Examiner — Antoine D Davis

(74) *Attorney, Agent, or Firm* — Georgiy L. Khayet

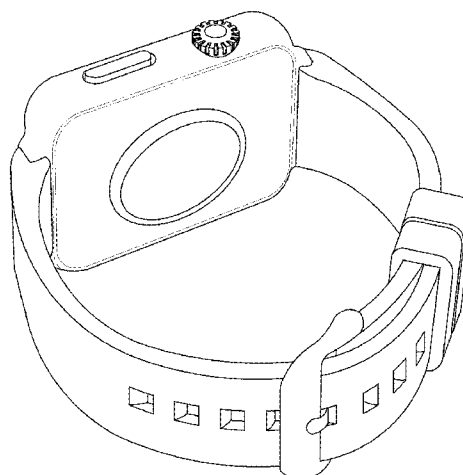
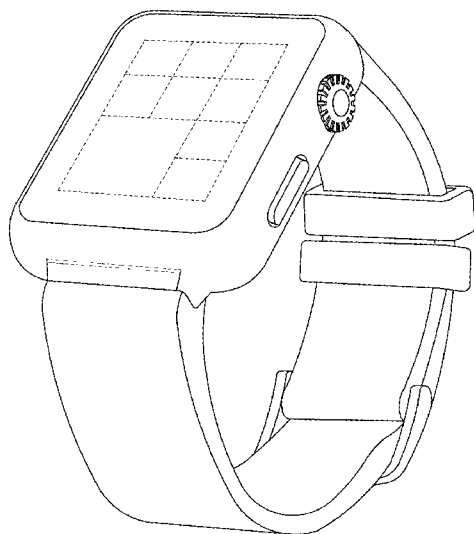
(57) **CLAIM**

The ornamental design for a wearable personal digital device, as shown and described.

DESCRIPTION

FIG. 1 is a top perspective view of a first embodiment of a wearable personal digital device showing the new design; FIG. 2 is a bottom perspective view of the first embodiment of the wearable personal digital device; FIG. 3 is a front view of the first embodiment of the wearable personal digital device; FIG. 4 is a right side view of the first embodiment of the wearable personal digital device; FIG. 5 is a left side view of the first embodiment of the wearable personal digital device; FIG. 6 is a top perspective view of a second embodiment of a wearable personal digital device showing the new design; FIG. 7 is a bottom perspective view of the second embodiment of the wearable personal digital device; FIG. 8 is a front view of the second embodiment of the wearable personal digital device; FIG. 9 is a right side view of the second embodiment of the wearable personal digital device; and, FIG. 10 is a left side view of the second embodiment of the wearable personal digital device.

1 Claim, 10 Drawing Sheets



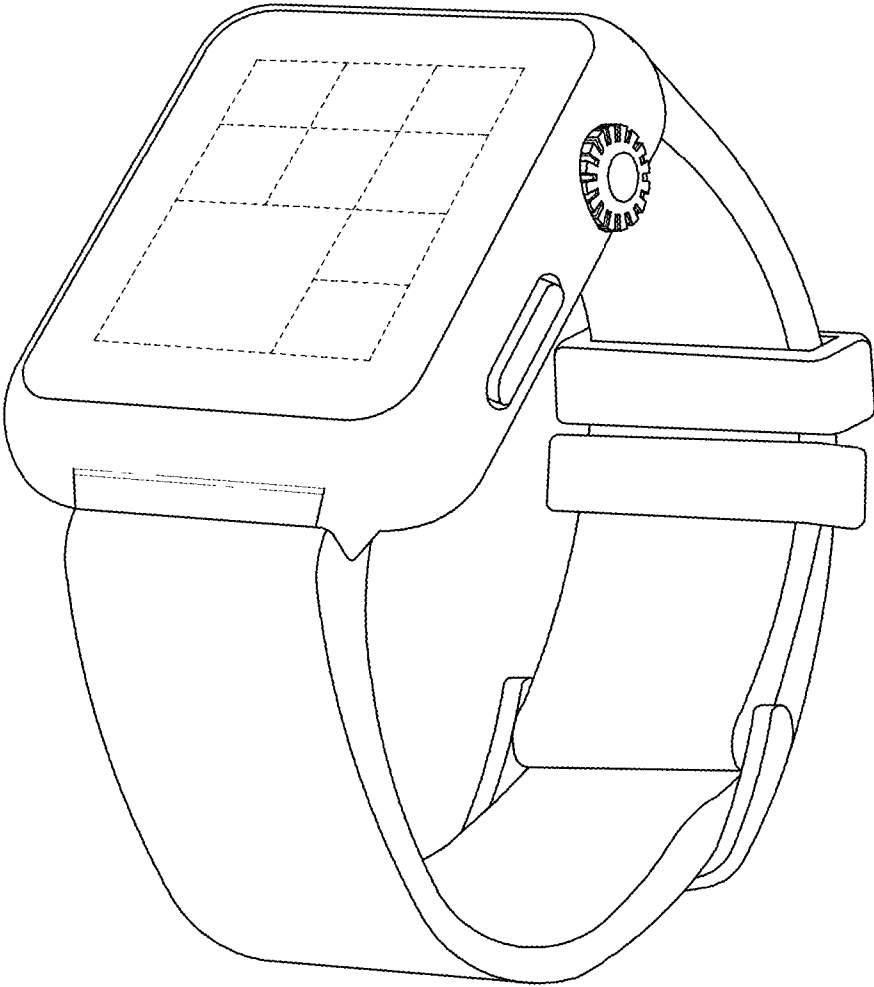


FIG. 1

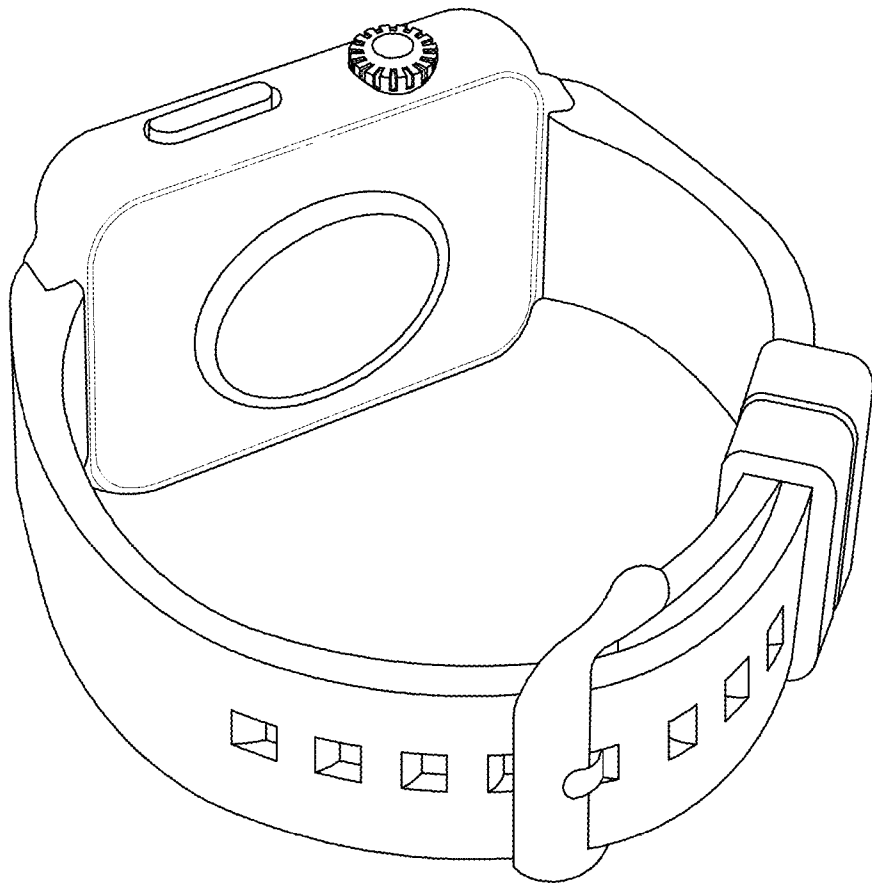


FIG. 2

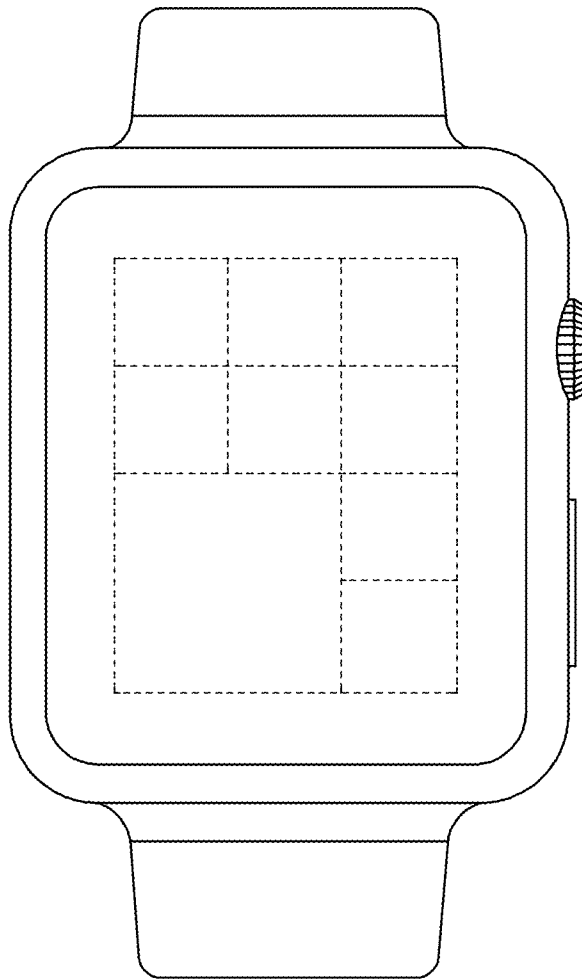


FIG. 3

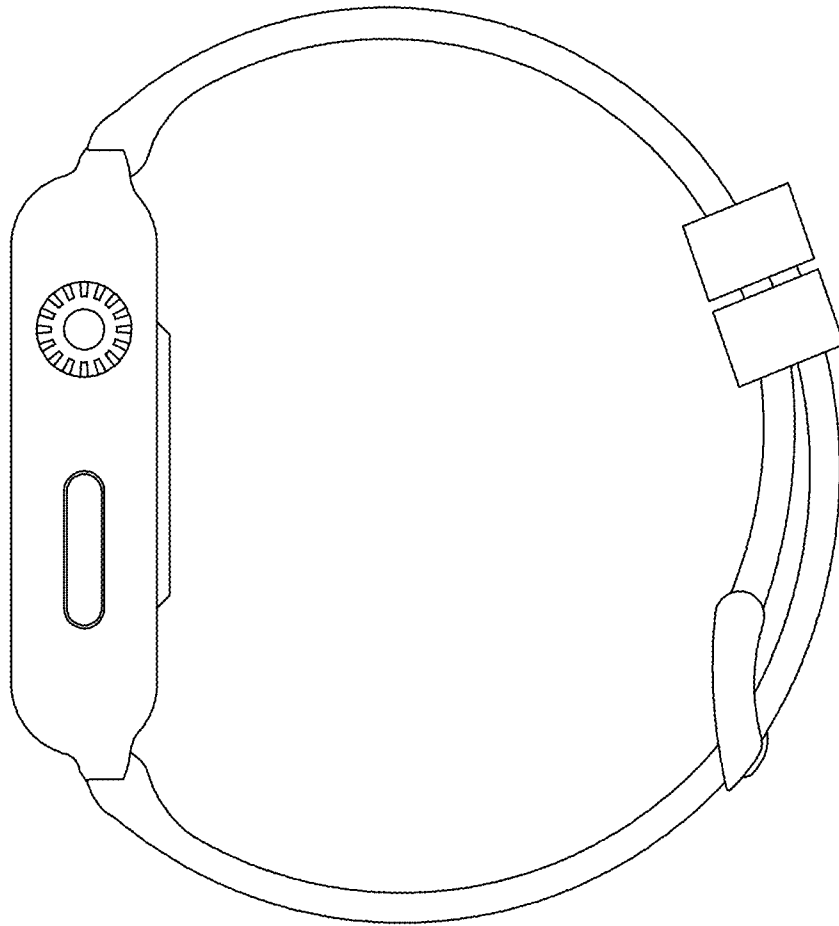


FIG. 4

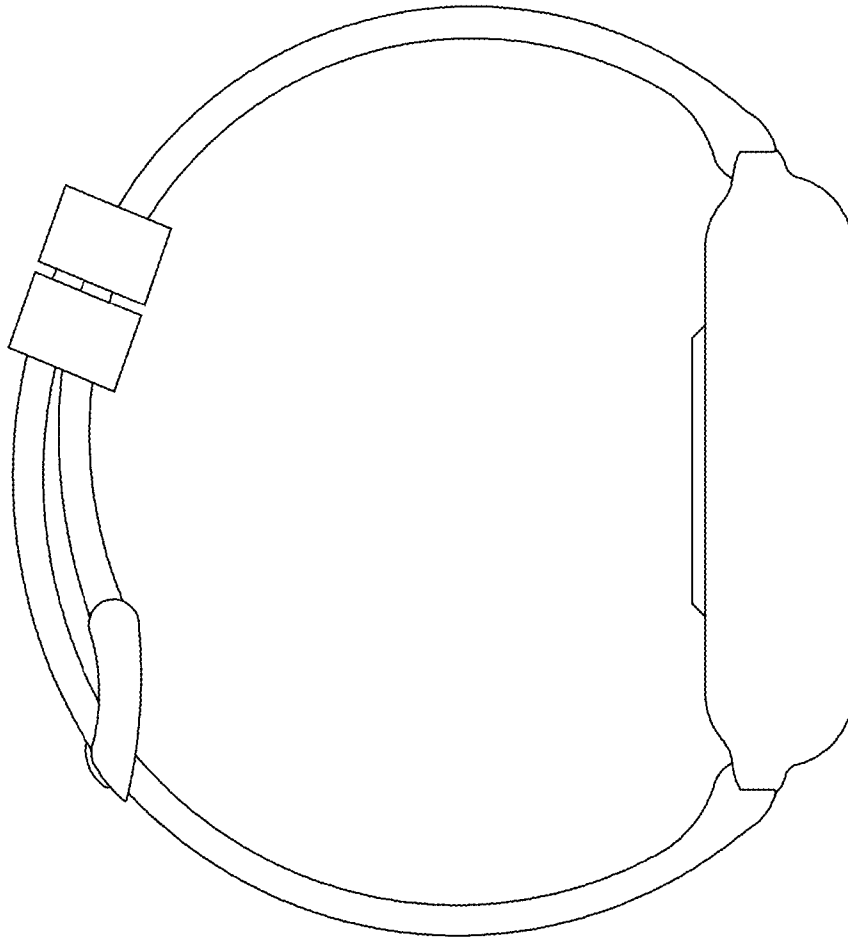


FIG. 5

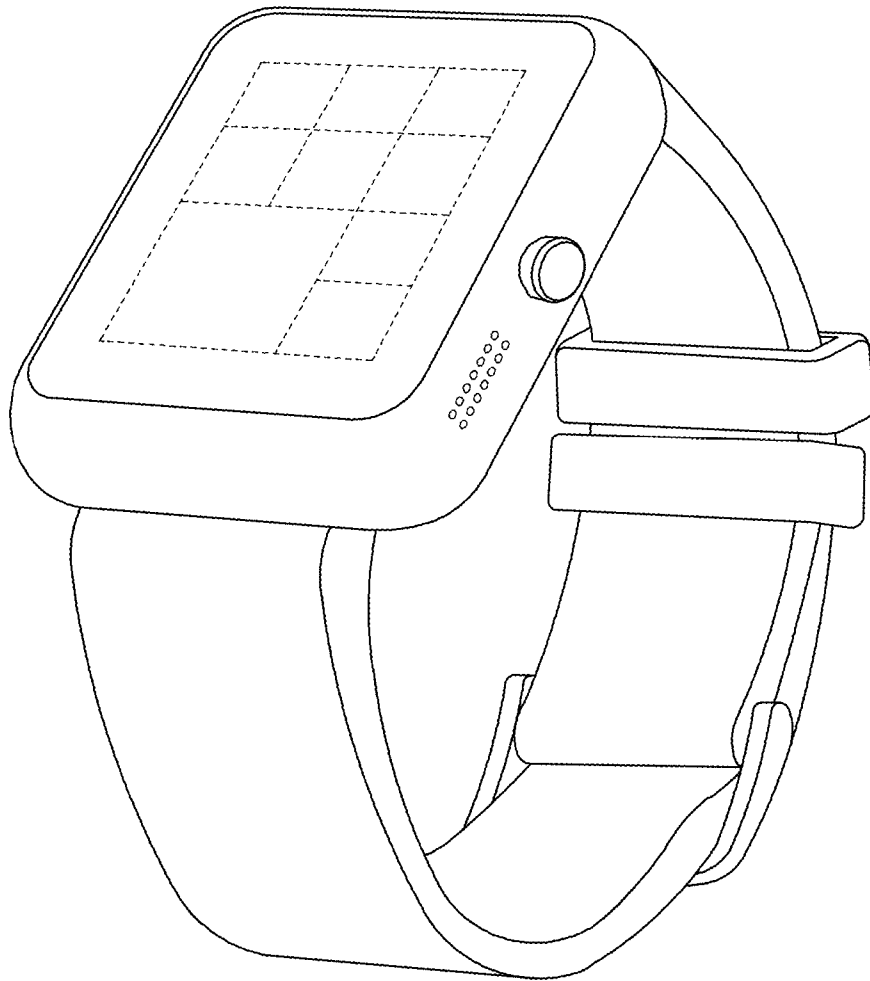


FIG. 6

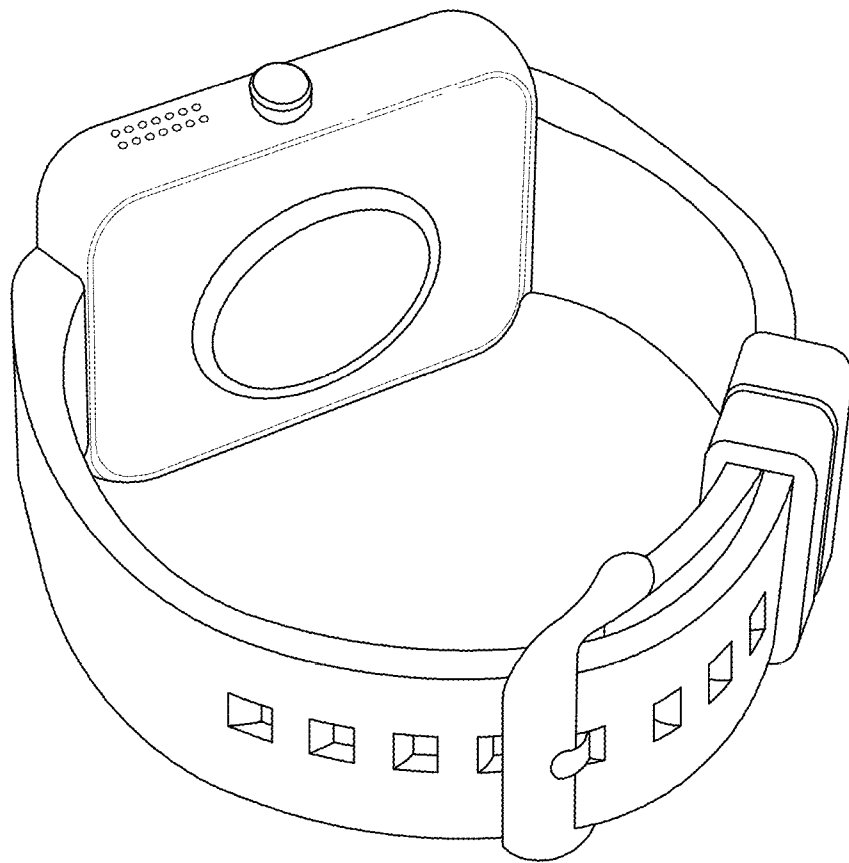


FIG. 7

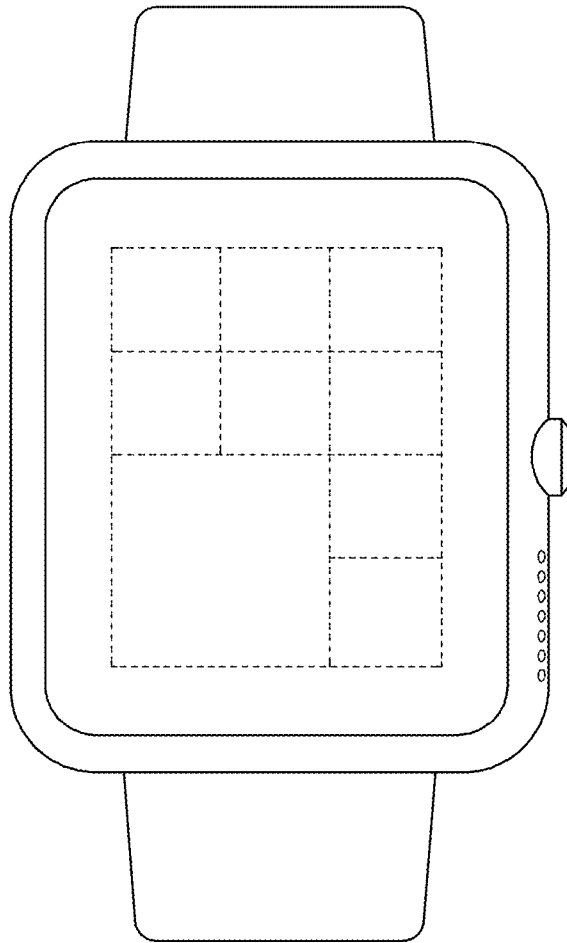


FIG. 8

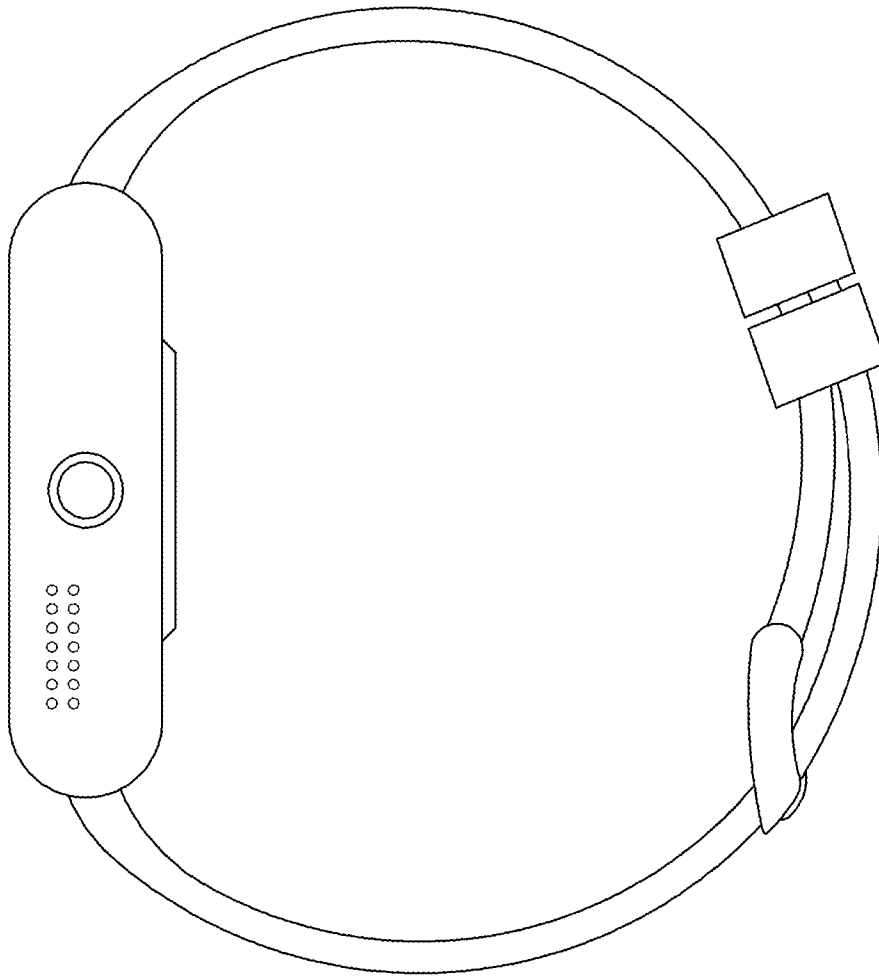


FIG. 9

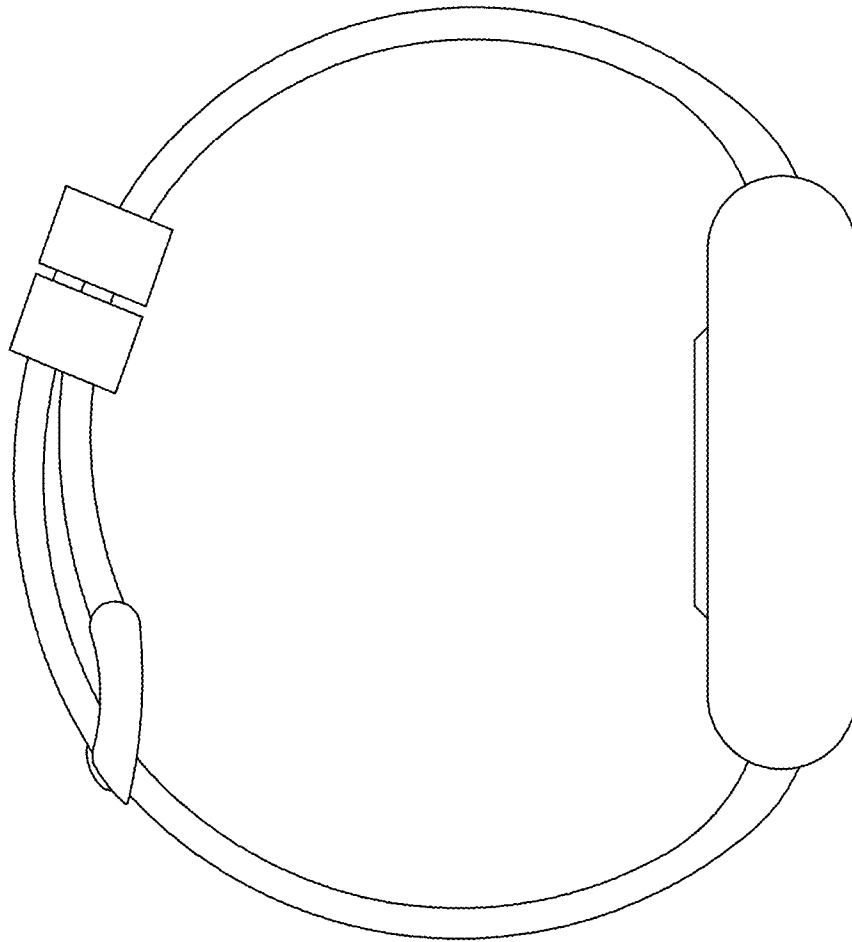


FIG. 10