


**AFRICAN REGIONAL INDUSTRIAL PROPERTY
ORGANIZATION (ARIPO)**
390(11) **A**

(21) Application Number:	AP/P/93/00572	(73) Applicant (s):	VERTEX PHARMACEUTICALS INCORPORATED 40 Allston Street Cambridge Massachusetts 02139-4211 UNITED STATES OF AMERICA
(22) Filing Date:	08.09.93	(72) Inventor (s):	ROGER D TUNG 54 Richfield Road Arlington Massachusetts 02174 UNITED STATES OF AMERICA (see overleaf)
(24) Date of Grant & (45) Publication	02.08.95	(74) Representative:	FISHER CORMACK & BOTHA P O BOX 74 BLANTYRE MALAWI
(30) Priority Data:			
(33) Country:	US		
(31) Number:	07/941 982		
(32) Date:	08.09.92		
(84) Designated States:			
	BW GM GH KE LS MW		
	SD SZ UG ZM ZW		

(51) International Patent Classification Int. Cl.⁵ C07C 311/41, A61K 31/16, C07D 239/72
 (54) Title: NOVEL SULFONAMIDE INHIBITORS OF ASPARTYL PROTEASE
 (57) Abstract

The present invention relates to a novel class of sulfonamides which are aspartyl protease inhibitors. In one embodiment, this invention relates to a novel class of HIV aspartyl protease inhibitors characterized by specific structural and physicochemical features. This invention also relates to pharmaceutical compositions comprising these compounds. The compounds and pharmaceutical compositions of this invention are particularly well suited for inhibiting HIV-1 and HIV-2 protease activity and consequently, may be advantageously used as anti-viral agents against the HIV-1 and HIV-2 viruses. This invention also relates to methods for inhibiting the activity of HIV aspartyl protease using the compounds of this invention and methods for screening compounds for anti-HIV activity.

A P 390

(56) Documents cited: WO 9208701



INVENTORS CONTINUED

2. MARK A MURCKO
520 Marshall Street
Holliston
Massachusetts 01746
UNITED STATES OF AMERICA

3. GOVINDA RAO BHISETTI
70 Grassland Street
Lexington
Massachusetts 02173
UNITED STATES OF AMERICA

TECHNICAL FIELD OF THE INVENTION

5 The present invention relates to a novel class of sulfonamides which are aspartyl protease inhibitors. In one embodiment, this invention relates to a novel class of HIV aspartyl protease inhibitors characterized by specific structural and physicochemical features. This invention also relates to pharmaceutical compositions comprising these compounds. The compounds and pharmaceutical compositions of this invention are particularly well suited for inhibiting HIV-1 and HIV-2 protease activity and consequently, may be advantageously used as anti-viral agents against the HIV-1 and HIV-2 viruses. This invention also relates to methods for inhibiting the activity of HIV aspartyl protease using the compounds of this invention and methods for screening compounds for anti-HIV activity.

BACKGROUND OF THE INVENTION

20 The human immunodeficiency virus ("HIV") is the causative agent for acquired immunodeficiency syndrome ("AIDS") -- a disease characterized by the destruction of the immune system, particularly of CD4⁺ T-cells, with attendant susceptibility to opportunistic infections -- and its precursor AIDS-related complex ("ARC") -- a syndrome characterized by symptoms such as

AP 000390



persistent generalized lymphadenopathy, fever and weight loss.

As in the case of several other retroviruses, HIV encodes the production of a protease which carries out post-translational cleavage of precursor polypeptides in a process necessary for the formation of infectious virions (S. Crawford et al., "A Deletion Mutation in the 5' Part of the pol Gene of Moloney Murine Leukemia Virus Blocks Proteolytic Processing of the gag and pol Polyproteins", J. Virol., 53, p. 899 (1985)). These gene products include pol, which encodes the virion RNA-dependent DNA polymerase (reverse transcriptase), an endonuclease, HIV protease, and gag, which encodes the core-proteins of the virion (H. Toh et al., "Close Structural Resemblance Between Putative Polymerase of a Drosophila Transposable Genetic Element 17.6 and pol gene product of Moloney Murine Leukemia Virus", EMBO J., 4, p. 1267 (1985); L.H. Pearl et al., "A Structural Model for the Retroviral Proteases", Nature, pp. 329-351 (1987); M.D. Power et al., "Nucleotide Sequence of SRV-1, a Type D Simian Acquired Immune Deficiency Syndrome Retrovirus", Science, 231, p. 1567 (1986)).

A number of synthetic anti-viral agents have been designed to target various stages in the replication cycle of HIV. These agents include compounds which block viral binding to CD4⁺ T-lymphocytes (for example, soluble CD4), and compounds which interfere with viral replication by inhibiting viral reverse transcriptase (for example, didanosine and zidovudine (AZT)) and inhibit integration of viral DNA into cellular DNA (M.S. Hirsh and R.T. D'Aquila, "Therapy for Human Immunodeficiency Virus Infection", N.Eng.J.Med., 328, p. 1686 (1993)). However, such agents, which are directed primarily to early stages of



viral replication, do not prevent the production of infectious virions in chronically infected cells. Furthermore, administration of some of these agents in effective amounts has led to cell-toxicity and unwanted side effects, such as anemia and bone marrow suppression.

More recently, the focus of anti-viral drug design has been to create compounds which inhibit the formation of infectious virions by interfering with the processing of viral polyprotein precursors. Processing of these precursor proteins requires the action of virus-encoded proteases which are essential for replication (Kohl, N.E. et al. "Active HIV Protease is Required for Viral Infectivity" Proc. Natl. Acad. Sci. USA, 85, p. 4686 (1988)). The anti-viral potential of HIV protease inhibition has been demonstrated using peptidal inhibitors. Such peptidal compounds, however, are typically large and complex molecules that tend to exhibit poor bioavailability and are not generally consistent with oral administration. Accordingly, the need still exists for compounds that can effectively inhibit the action of viral proteases, for use as agents for preventing and treating chronic and acute viral infections.

SUMMARY OF THE INVENTION

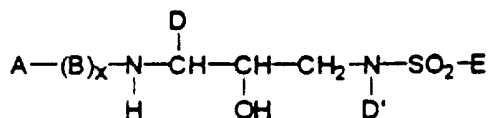
The present invention provides a novel class of compounds, and pharmaceutically acceptable derivatives thereof, that are useful as inhibitors of aspartyl proteases, in particular, HIV aspartyl protease. These compounds can be used alone or in combination with other therapeutic or prophylactic agents, such as anti-virals, antibiotics, immunomodulators or vaccines, for the treatment or prophylaxis of viral infection.

AP 000 390



According to a preferred embodiment, the compounds of this invention are capable of inhibiting HIV viral replication in human CD_4^+ T-cells. These compounds are useful as therapeutic and prophylactic agents to treat or prevent infection by HIV-1 and related viruses which may result in asymptomatic infection, AIDS-related complex ("ARC"), acquired immunodeficiency syndrome ("AIDS"), or similar disease of the immune system.

It is a principal object of this invention to provide a novel class of sulfonamides which are aspartyl protease inhibitors, and particularly, HIV aspartyl protease inhibitors. This novel class of sulfonamides is represented by formula I:



(I)

wherein:

A is selected from the group consisting of H; Het; $-R^1$ -Het; $-R^1$ - C_1 - C_6 alkyl, which may be optionally substituted with one or more groups selected from the group consisting of hydroxy, C_1 - C_4 alkoxy, Het, -O-Het, $-NR^2$ -CO-N(R^2)(R^2) and $-CO$ -N(R^2)(R^2); and $-R^1$ - C_2 - C_6 alkenyl, which may be optionally substituted with one or more groups selected from the group consisting of hydroxy, C_1 - C_4 alkoxy, Het, -O-Het, $-NR^2$ -CO-N(R^2)(R^2) and $-CO$ -N(R^2)(R^2);

each R^1 is independently selected from the group consisting of $-C(O)-$, $-S(O)_2-$, $-C(O)-C(O)-$, $-O-C(O)-$, $-O-S(O)_2-$, $-NR^2-S(O)_2-$, $-NR^2-C(O)-$ and $-NR^2-C(O)-C(O)-$;



each Het is independently selected from the group consisting of C₃-C₇ cycloalkyl; C₅-C₇ cycloalkenyl; C₆-C₁₀ aryl; and 5-7 membered saturated or unsaturated heterocycle, containing one or more heteroatoms selected from N, N(R²), O, S and S(O)_n, wherein said heterocycle may optionally be benzofused; and wherein any member of said Het may be optionally substituted with one or more substituents selected from the group consisting of oxo, -OR², -R², -N(R²)(R²), -R²-OH, -CN, -CO₂R², -C(O)-N(R²)(R²), -S(O)₂-N(R²)(R²), -N(R²)-C(O)-R₂, -C(O)-R², -S(O)_n-R², -OCF₃, -S(O)_n-Ar, methylenedioxy, -N(R²)-S(O)₂(R²), halo, -CF₃, -NO₂, Ar and -O-Ar;

each R² is independently selected from the group consisting of H and C₁-C₃ alkyl optionally substituted with Ar;

B, when present, is -N(R²)-C(R³)(R³)-C(O)-; x is 0 or 1;

each R³ is independently selected from the group consisting of H, Het, C₁-C₆ alkyl, C₂-C₆ alkenyl, C₃-C₆ cycloalkyl and C₅-C₆ cycloalkenyl, wherein any member of said R³, except H, may be optionally substituted with one or more substituents selected from the group consisting of -OR², -C(O)-NH-R², -S(O)_n-N(R²)(R²), Het, -CN, -SR², -CO₂R², NR²-C(O)-R²;

each n is independently 1 or 2;

D and D' are independently selected from the group consisting of Ar; C₁-C₄ alkyl, which may be optionally substituted with one or more groups selected from C₃-C₆ cycloalkyl, -OR₂, -R³, -O-Ar and Ar; C₂-C₄ alkenyl, which may be optionally substituted with one or more groups selected from the group consisting of C₃-C₆ cycloalkyl, -OR², -R³, -O-Ar and Ar; C₃-C₆ cycloalkyl, which may be optionally substituted with or

AP 000390



fused with Ar; and C₅-C₆ cycloalkenyl, which may be optionally substituted with or fused with Ar;

5 each Ar is independently selected from the group consisting of phenyl; 3-6 membered carbocyclic ring and 5-6 membered heterocyclic ring containing one or more heteroatoms selected from O, N, S, S(O)_n and N(R²), wherein said carbocyclic or heterocyclic ring may be saturated or unsaturated and optionally substituted with one or more groups selected from the
10 group consisting of oxo, -OR², -R², -N(R²)(R²), -N(R²)-C(O)-R², -R²-OH, -CN, -CO₂R², -C(O)-N(R²)(R²), halo and -CF₃;

E is selected from the group consisting of Het; O-Het; Het-Het; -O-R³; -NR²R³; C₁-C₆ alkyl, which
15 may be optionally substituted with one or more groups selected from the group consisting of R⁴ and Het; C₂-C₆ alkenyl, which may be optionally substituted with one or more groups selected from the group consisting of R⁴ and Het; C₃-C₆ saturated carbocycle, which may
20 optionally be substituted with one or more groups selected from the group consisting of R⁴ and Het; and C₅-C₆ unsaturated carbocycle, which may optionally be substituted with one or more groups selected from the group consisting of R⁴ and Het; and

25 each R⁴ is independently selected from the group consisting of -OR², -C(O)-NHR², -S(O)₂-NHR², halo, -NR²-C(O)-R² and -CN.

It is also an object of this invention to provide pharmaceutical compositions comprising the
30 sulfonamides of formula I and methods for their use as inhibitors of HIV aspartyl protease.

It is a further object of this invention to provide a novel class of HIV aspartyl protease inhibitor compounds characterized by the following



novel combination of structural and physicochemical features:

5 (1) a first and a second hydrogen bond acceptor moiety, at least one of which is more highly polarizable than a carbonyl, said moieties being the same or different, and being capable of hydrogen bonding with the hydrogen atoms of the flap water molecule of an HIV aspartyl protease when the compound is bound thereto;

10 (2) substantially hydrophobic moieties which associate with the P_1 and P_1' binding pockets of said HIV aspartyl protease when the compound is bound thereto;

15 (3) a third hydrogen bonding moiety, which may be either a hydrogen bond donor or acceptor, capable of simultaneously hydrogen bonding to Asp25 and Asp25' of said HIV aspartyl protease when the compound is bound thereto;

20 (4) an additional occupied volume of space of at least 100 \AA^3 when the compound is bound to the active site of said HIV aspartyl protease, said space overlapping with the volume of space that would be filled by a native substrate of said HIV aspartyl protease or a nonhydrolyzable isostere thereof;

25 (5) a deformation energy of binding of the compound to said HIV aspartyl protease of not greater than 10 kcal/mole; and

30 (6) a neutral or favorable enthalpic contribution from the sum of all electrostatic interactions between the compound and the protease when the compound is bound to said HIV aspartyl protease.

It is also an object of this invention to provide pharmaceutical compositions comprising compounds having the above-mentioned features and

AP 000390



methods for their use as inhibitors of HIV aspartyl protease.

It is a further object of this invention to provide a method for identification, design, or prediction of HIV aspartyl protease inhibitors comprising the steps of:

(a) selecting a candidate compound of defined chemical structure containing a first and a second hydrogen bond acceptor moiety, at least one of which is more highly polarizable than a carbonyl, said moieties being the same or different; a third hydrogen bonding moiety, which may be either a hydrogen bond donor or acceptor; and at least two substantially hydrophobic moieties;

(b) determining a low-energy conformation for binding of said compound to the active site of an HIV aspartyl protease;

(c) evaluating the capability of said first and second hydrogen bond acceptor moieties to form hydrogen bonds to the flap water molecule of said HIV aspartyl protease when said compound is bound thereto in said conformation;

(d) evaluating the capability of said substantially hydrophobic moieties to associate with the P_1 and P_1' binding pockets of said HIV aspartyl protease when said compound is bound thereto in said conformation;

(e) evaluating the capability of said third hydrogen bonding moiety to form hydrogen bonds to Asp25 and Asp25' of said HIV aspartyl protease when said compound is bound thereto in said conformation;

(f) evaluating the overlap of the occupied volume of said compound when said compound is bound to said HIV aspartyl protease in said conformation and the occupied volume of a native



substrate of HIV aspartyl protease or a nonhydrolyzable isostere thereof, when said polypeptide is bound to said HIV aspartyl protease;

5 (g) evaluating the deformation energy of binding of said compound to said HIV aspartyl protease;

10 (h) evaluating the enthalpic contribution of the sum of all electrostatic interactions between said compound and said HIV aspartyl protease when said compound is bound thereto in said conformation; and

15 (i) accepting or rejecting said candidate compound as an HIV protease inhibitor based upon the determinations and evaluations carried out in steps (b) through (h).

BRIEF DESCRIPTION OF THE DRAWINGS

Figure 1 depicts a stereo drawing of a low-energy conformation of Compound 140, as predicted by computer-modelling.

20 Figure 2 depicts a stereo drawing of the actual crystal structure of Compound 140, as observed by X-ray crystallography.

25 Figure 3 depicts a stereo drawing of the correlation between the predicted (thin line) and observed (thick line) conformation of Compound 140.

DETAILED DESCRIPTION OF THE INVENTION

30 In order that the invention herein described may be more fully understood, the following detailed description is set forth. In the description, the following abbreviations are used:

<u>Designation</u>	<u>Reagent or Fragment</u>
Ac	acetyl
Me	methyl

AP 000390



	Et	ethyl
	Bzl	benzyl
	Trityl	triphenylmethyl
	Asn	D- or L-asparagine
5	Ile	D- or L-isoleucine
	Phe	D- or L-phenylalanine
	Val	D- or L-valine
	Boc	tert-butoxycarbonyl
	Cbz	benzyloxycarbonyl (carbobenzyloxy)
10	Fmoc	9-fluorenylmethoxycarbonyl
	DCC	dicyclohexylcarbodiimide
	DIC	diisopropylcarbodiimide
	EDC	1-(3-dimethylaminopropyl)-3-ethylcarbodiimide hydrochloride
15	HOBt	1-hydroxybenzotriazole
	HOSu	1-hydroxysuccinimide
	TFA	trifluoroacetic acid
	DIEA	diisopropylethylamine
	DBU	1,8-diazabicyclo(5.4.0)undec-7-ene
20	EtOAc	ethyl acetate

The following terms are employed herein:

Unless expressly stated to the contrary, the terms "-SO₂-" and "-S(O)₂-" as used herein refer to a sulfone or sulfone derivative (i.e., both appended groups linked to the S), and not a sulfinate ester.

For the compounds of formula I, and intermediates thereof, the stereochemistry of the explicitly shown hydroxyl is defined relative to D on the adjacent carbon atom, when the molecule is drawn in an extended zig-zag representation (such as that drawn for compounds of formula XI, XV, XXII, XXIII and XXXI). If both OH and D reside on the same side of the plane defined by the extended backbone of the compound, the stereochemistry of the hydroxyl will be referred to as "syn". If OH and D reside on opposite sides of that



plane, the stereochemistry of the hydroxyl will be referred to as "anti".

The term "heterocyclic" refers to a stable 5-7 membered monocycle or 8-11 membered bicyclic heterocycle which is either saturated or unsaturated, and which may be optionally benzofused if monocyclic. Each heterocycle consists of carbon atoms and from one to four heteroatoms selected from the group consisting of nitrogen, oxygen and sulfur. As used herein, the terms "nitrogen and sulfur heteroatoms" include any oxidized form of nitrogen and sulfur, and the quaternized form of any basic nitrogen. The heterocyclic ring may be attached by any heteroatom of the cycle which results in the creation of a stable structure. Preferred heterocycles defined above include, for example, benzimidazolyl, imidazolyl, imidazolinoyl, imidazolidinyl, quinolyl, isoquinolyl, indolyl, pyridyl, pyrrolyl, pyrrolinyl, pyrazolyl, pyrazinyl, quinoxolyl, piperidinyl, morpholinyl, thiamorpholinyl, furyl, thienyl, triazolyl, thiazolyl, β -carbolinyl, tetrazolyl, thiazolidinyl, benzofuanoyl, thiamorpholinyl sulfone, benzoxazolyl, oxopiperidinyl, oxopyrroldinyl, oxoazepinyl, azepinyl, isoxazolyl, tetrahydropyranyl, tetrahydrofuranyl, thiadiazoyl, benzodioxolyl, thiophenyl, tetrahydrothiophenyl and sulfolanyl.

The terms "HIV protease" and "HIV aspartyl protease" are used interchangeably and refer to the aspartyl protease encoded by the human immunodeficiency virus type 1 or 2. In a preferred embodiment of this invention, these terms refer to the human immunodeficiency virus type 1 aspartyl protease.

The term "hydrophobic" refers to a moiety which tends not to dissolve readily in water and is often fat-soluble. Hydrophobic moieties include, but

AP 000390

are not limited to, hydrocarbons, such as alkanes, alkenes, alkynes, cycloalkanes, cycloalkenes, cycloalkynes and aromatic hydrocarbons, such as aryls, certain saturated and unsaturated heterocycles and moieties that are substantially similar to the side chains of hydrophobic natural and unnatural α -amino acids, including valine, leucine, isoleucine, methionine, phenylalanine, α -amino isobutyric acid, alloisoleucine, tyrosine, and tryptophan.

The term "substantially hydrophobic" refers to a hydrophobic moiety which may optionally contain polar atoms or groups in the region of the moiety which are solvent exposed when the compound is bound in the active site of an aspartyl protease.

The term "linker moiety" refers to a group within a compound, said group consisting of a backbone of 1-6 atoms selected from the group consisting of C, N, O, S and P, said backbone being substituted with, fused to or otherwise associated with a substantially hydrophobic group capable of associating with the P_1 or P_1' binding pocket of an HIV aspartyl protease when said compound is bound thereto. In alternative embodiments of this invention, such linker moieties may optionally be substituted with a group or groups which occupy a volume of space overlapping with the volume of space that would be filled by a native substrate of HIV aspartyl protease or a nonhydrolyzable isostere thereof.

The term "more highly polarizable than a carbonyl" refers to a moiety having a polarizability (α) greater than that of a carbonyl group of a corresponding aldehyde, ketone, ester or amide moiety.

The term "pharmaceutically effective amount" refers to an amount effective in treating HIV infection in a patient. The term "prophylactically effective



amount" refers to an amount effective in preventing HIV infection in a patient. As used herein, the term "patient" refers to a mammal, including a human.

5 The term "pharmaceutically acceptable carrier or adjuvant" refers to a non-toxic carrier or adjuvant that may be administered to a patient, together with a compound of this invention, and which does not destroy the pharmacological activity thereof.

10 As used herein, the compounds of this invention, including the compounds of formula I, are defined to include pharmaceutically acceptable derivatives thereof. A "pharmaceutically acceptable derivative" means any pharmaceutically acceptable salt, ester, or salt of such ester, of a compound of this
15 invention or any other compound which, upon administration to a recipient, is capable of providing (directly or indirectly) a compound of this invention or an anti-virally active metabolite or residue thereof.

20 Pharmaceutically acceptable salts of the compounds of this invention include those derived from pharmaceutically acceptable inorganic and organic acids and bases. Examples of suitable acids include hydrochloric, hydrobromic, sulfuric, nitric,
25 perchloric, fumaric, maleic, phosphoric, glycollic, lactic, salicylic, succinic, toluene-p-sulfonic, tartaric, acetic, citric, methanesulfonic, formic, benzoic, malonic, naphthalene-2-sulfonic and benzenesulfonic acids. Other acids, such as oxalic,
30 while not in themselves pharmaceutically acceptable, may be employed in the preparation of salts useful as intermediates in obtaining the compounds of the invention and their pharmaceutically acceptable acid addition salts.

AP 000390



Salts derived from appropriate bases include alkali metal (e.g., sodium), alkaline earth metal (e.g., magnesium), ammonium and $N-(C_{1-4} \text{ alkyl})_4^+$ salts.

5 The term "thiocarbamates" refers to compounds containing the functional group $N-SO_2-O$.

The compounds of this invention contain one or more asymmetric carbon atoms and thus occur as racemates and racemic mixtures, single enantiomers, diastereomeric mixtures and individual diastereomers.
10 All such isomeric forms of these compounds are expressly included in the present invention. Each stereogenic carbon may be of the R or S configuration. The explicitly shown hydroxyl is also preferred to be syn to D, in the extended zig-zag conformation between
15 the nitrogens shown in compounds of formula I.

Combinations of substituents and variables envisioned by this invention are only those that result in the formation of stable compounds. The term "stable", as used herein, refers to compounds which
20 possess stability sufficient to allow manufacture and administration to a mammal by methods known in the art. Typically, such compounds are stable at a temperature of 40°C or less, in the absence of moisture or other chemically reactive conditions, for at least a week.

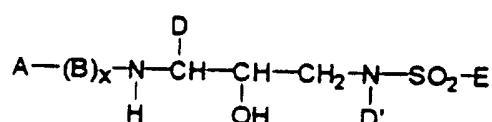
25 The compounds of the present invention may be used in the form of salts derived from inorganic or organic acids. Included among such acid salts, for example, are the following: acetate, adipate, alginate, aspartate, benzoate, benzenesulfonate,
30 bisulfate, butyrate, citrate, camphorate, camphorsulfonate, cyclopentanepropionate, digluconate, dodecylsulfate, ethanesulfonate, fumarate, glucoheptanoate, glycerophosphate, hemisulfate, heptanoate, hexanoate, hydrochloride, hydrobromide, hydroiodide, 2-
35 hydroxyethanesulfonate, lactate, maleate,



methanesulfonate, 2-naphthalenesulfonate, nicotinate, oxalate, pamoate, pectinate, persulfate, 3-phenylpropionate, picrate, pivalate, propionate, succinate, tartrate, thiocyanate, tosylate and undecanoate.

This invention also envisions the quaternization of any basic nitrogen-containing groups of the compounds disclosed herein. The basic nitrogen can be quaternized with any agents known to those of ordinary skill in the art including, for example, lower alkyl halides, such as methyl, ethyl, propyl and butyl chloride, bromides and iodides; dialkyl sulfates including dimethyl, diethyl, dibutyl and diamyl sulfates; long chain halides such as decyl, lauryl, myristyl and stearyl chlorides, bromides and iodides; and aralkyl halides including benzyl and phenethyl bromides. Water or oil-soluble or dispersible products may be obtained by such quaternization.

The novel sulfonamides of this invention are those of formula I:



(I)

wherein:

A is selected from the group consisting of H; Het; $-\text{R}^1\text{-Het}$; $-\text{R}^1\text{-C}_1\text{-C}_6$ alkyl, which may be optionally substituted with one or more groups selected from the group consisting of hydroxy, $\text{C}_1\text{-C}_4$ alkoxy, Het, $-\text{O-Het}$, $-\text{NR}^2\text{-CO-N(R}^2\text{)(R}^2\text{)}$ and $-\text{CO-N(R}^2\text{)(R}^2\text{)}$; and $-\text{R}^1\text{-C}_2\text{-C}_6$ alkenyl, which may be optionally substituted with one or more groups selected from the group consisting of

AP 000390



hydroxy, C_1-C_4 alkoxy, Het, $-O\text{-Het}$, $-NR^2\text{-CO-N}(R^2)(R^2)$ and $-\text{CO-N}(R^2)(R^2)$;

5 each R^1 is independently selected from the group consisting of $-\text{C}(O)-$, $-\text{S}(O)_2-$, $-\text{C}(O)-\text{C}(O)-$, $-\text{O}-\text{C}(O)-$, $-\text{O}-\text{S}(O)_2-$, $-\text{NR}^2-\text{S}(O)_2-$, $-\text{NR}^2-\text{C}(O)-$ and $-\text{NR}^2-\text{C}(O)-\text{C}(O)-$;

10 each Het is independently selected from the group consisting of C_3-C_7 cycloalkyl; C_5-C_7 cycloalkenyl; C_6-C_{10} aryl; and 5-7 membered saturated or unsaturated heterocycle, containing one or more heteroatoms selected from N, $N(R^2)$, O, S and $\text{S}(O)_n$, wherein said heterocycle may optionally be benzofused; and wherein any member of said Het may be optionally substituted with one or more substituents selected from
15 the group consisting of oxo, $-\text{OR}^2$, $-\text{R}^2$, $-\text{N}(R^2)(R^2)$, $-\text{R}^2\text{-OH}$, $-\text{CN}$, $-\text{CO}_2\text{R}^2$, $-\text{C}(O)-\text{N}(R^2)(R^2)$, $-\text{S}(O)_2-\text{N}(R^2)(R^2)$, $-\text{N}(R^2)-\text{C}(O)-\text{R}^2$, $-\text{C}(O)-\text{R}^2$, $-\text{S}(O)_n-\text{R}^2$, $-\text{OCF}_3$, $-\text{S}(O)_n\text{-Ar}$, methylenedioxy, $-\text{N}(R^2)-\text{S}(O)_2(R^2)$, halo, $-\text{CF}_3$, $-\text{NO}_2$, Ar and $-\text{O-Ar}$;

20 each R^2 is independently selected from the group consisting of H and C_1-C_3 alkyl optionally substituted with Ar;

B, when present, is $-\text{N}(R^2)-\text{C}(R^3)(R^3)-\text{C}(O)-$;
x is 0 or 1;

25 each R^3 is independently selected from the group consisting of H, Het, C_1-C_6 alkyl, C_2-C_6 alkenyl, C_3-C_6 cycloalkyl and C_5-C_6 cycloalkenyl, wherein any member of said R^3 , except H, may be optionally substituted with one or more substituents selected from
30 the group consisting of $-\text{OR}^2$, $-\text{C}(O)-\text{NH}-\text{R}^2$, $-\text{S}(O)_n-\text{N}(R^2)(R^2)$, Het, $-\text{CN}$, $-\text{SR}^2$, $-\text{CO}_2\text{R}^2$, $\text{NR}^2-\text{C}(O)-\text{R}^2$;

each n is independently 1 or 2;

D and D' are independently selected from the group consisting of Ar; C_1-C_4 alkyl, which may be



optionally substituted with one or more groups selected from C_3-C_6 cycloalkyl, $-OR^2$, $-R^3$, $-O-Ar$ and Ar ; C_2-C_4 alkenyl, which may be optionally substituted with one or more groups selected from the group consisting of C_3-C_6 cycloalkyl, $-OR^2$, $-R^3$, $-O-Ar$ and Ar ; C_3-C_6 cycloalkyl, which may be optionally substituted with or fused with Ar ; and C_5-C_6 cycloalkenyl, which may be optionally substituted with or fused with Ar ;

each Ar is independently selected from the group consisting of phenyl; 3-6 membered carbocyclic ring and 5-6 membered heterocyclic ring containing one or more heteroatoms selected from O , N , S , $S(O)_n$ and $N(R^2)$, wherein said carbocyclic or heterocyclic ring may be saturated or unsaturated and optionally substituted with one or more groups selected from the group consisting of oxo, $-OR^2$, $-R^2$, $-N(R^2)(R^2)$, $-N(R^2)-C(O)-R^2$, $-R^2-OH$, $-CN$, $-CO_2R^2$, $-C(O)-N(R^2)(R^2)$, halo and $-CF_3$;

E is selected from the group consisting of Het ; $O-Het$; $Het-Het$; $-O-R^3$; $-NR^2R^3$; C_1-C_6 alkyl, which may be optionally substituted with one or more groups selected from the group consisting of R^4 and Het ; C_2-C_6 alkenyl, which may be optionally substituted with one or more groups selected from the group consisting of R^4 and Het ; C_3-C_6 saturated carbocycle, which may optionally be substituted with one or more groups selected from the group consisting of R^4 and Het ; and C_5-C_6 unsaturated carbocycle, which may optionally be substituted with one or more groups selected from the group consisting of R^4 and Het ; and

each R^4 is independently selected from the group consisting of $-OR^2$, $-C(O)-NHR^2$, $-S(O)_2-NHR^2$, halo, $-NR^2-C(O)-R^2$ and $-CN$.

AP 000390



Except where expressly provided to the contrary, as used herein, the definitions of variables A, R¹-R⁴, Het, B, x, n, D, D', Ar and E are to be taken as they are defined above for the compounds of formula I.

According to one embodiment of this invention, a subclass of compounds are those compounds of formula I, and pharmaceutically acceptable salts thereof, wherein:

A is selected from the group consisting of H; -R¹-Het; -R¹-C₁-C₆ alkyl, which may be optionally substituted with one or more groups selected from the group consisting of hydroxy, C₁-C₄ alkoxy, Het and -O-Het; and -R¹-C₂-C₆ alkenyl, which may be optionally substituted with one or more groups selected from hydroxy, C₁-C₄ alkoxy, Het and -O-Het;

each R¹ is independently selected from the group consisting of -C(O)-, -S(O)₂-, -C(O)-C(O)-, -O-CO-, -O-S(O)₂- and -NR²-S(O)₂-;

each Het is independently selected from the group consisting of C₃-C₇ cycloalkyl; C₅-C₇ cycloalkenyl; C₆-C₁₀ aryl; and 5-7 membered saturated or unsaturated heterocycle, containing one or more heteroatoms selected from N, O and S, which may optionally be benzofused; wherein any member of said Het may be optionally substituted with one or more substituents selected from the group consisting of oxo, -OR², -R², -N(R²)₂, -R²-OH, -CN, -CO₂R², -C(O)-N(R²)₂ and -S(O)₂-N(R²)₂;

each R² is independently selected from the group consisting of H and C₁-C₃ alkyl;

B, when present, is -NH-CH(R³)-C(O)-;

x is 0 or 1;



R^3 is selected from the group consisting of Het, C_1-C_6 alkyl, C_2-C_6 alkenyl, C_3-C_6 cycloalkyl and C_5-C_6 cycloalkenyl, wherein any member of said R^3 may be optionally substituted with one or more substituents selected from the group consisting of $-OR^2$, $-C(O)-NH-$
5 R^2 , $-S(O)_n-N(R^2)_2$, Het and $-CN$;

n is 1 or 2;

D and D' are independently selected from the group consisting of Ar; C_1-C_4 alkyl, which may be
10 optionally substituted with C_3-C_6 cycloalkyl or Ar; C_2-C_4 alkenyl, which may be optionally substituted with C_3-C_6 cycloalkyl or Ar; C_3-C_6 cycloalkyl, which may be optionally substituted or fused with Ar; and C_5-C_6 cycloalkenyl, which may be optionally substituted or
15 fused with Ar; with the proviso that when D is attached to N, D may not be methyl or C_2 alkenyl;

Ar is selected from the group consisting of phenyl; 3-6 membered carbocyclic ring and 5-6 membered heterocyclic ring containing one or more heteroatoms
20 selected from O, N and S, wherein said carbocyclic or heterocyclic ring may be saturated or unsaturated and optionally substituted with one or more groups selected from the group consisting of oxo, $-OR^2$, $-R^2$, $-N(R^2)_2$, $-N(R^2)-C(O)R^2$, $-R^2-OH$, $-CN$, $-CO_2R^2$, $-C(O)-N(R^2)_2$, halo
25 and $-CF_3$;

E is selected from the group consisting of Het; $-O-R^3$; $-NR^2R^5$; C_1-C_6 alkyl, which may be optionally substituted with one or more R^4 or Het; C_2-C_6 alkenyl, which may be optionally substituted with one or more R^4
30 or Het; C_3-C_6 saturated carbocycle, which may optionally be substituted with one or more R^4 or Het; and C_5-C_6 unsaturated carbocycle, which may optionally be substituted with one or more R^4 or Het;

AP 000390

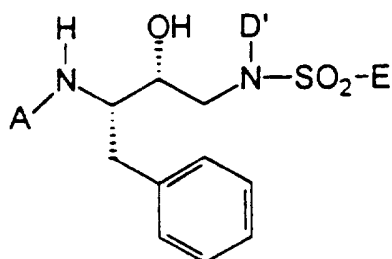


each R^4 is independently selected from the group consisting of $-OR^2$, $-C(O)-NHR^2$, $-S(O)_2-NHR^2$, halo and $-CN$; and

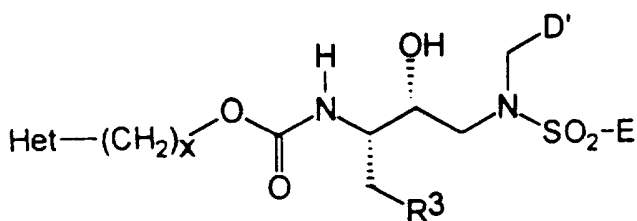
each R^5 is independently selected from the group consisting of H and R^3 , with the proviso that at least one R^5 is not H.

A preferred subclass of compounds of this invention are those compounds of formula I having a molecular weight of less than about 700 g/mole. More preferably, the subclass of compounds of formula I have a molecular weight of less than about 600 g/mole.

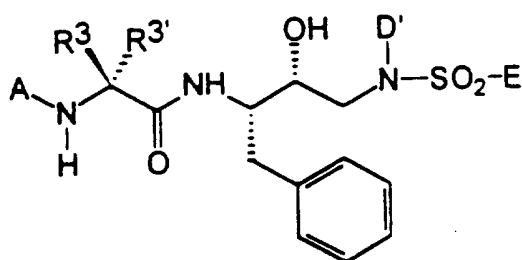
Other preferred subclasses of this invention are those compounds of formulas XXII, XXIII and XXXI:



(XXII)



(XXIII)



(XXXI)



wherein A, R^3 , Het, D, D', x and E are as defined above for compounds of formula I. For ease of reference, the two R^3 moieties present in formula XXXI have been labeled R^3 and $R^{3'}$.

5 For compounds of formula XXII, most preferred compounds are those wherein A is R^1 -Het and D' is C_1 - C_3 alkyl or C_3 alkenyl, wherein said alkyl or alkenyl may optionally be substituted with one or more groups selected from the group consisting of C_3 - C_6 cycloalkyl, $-OR_2$, $-O-Ar$ and Ar (with all other
10 variables being defined as above for compounds of formula I). For compounds of formula XXIII, most preferred compounds are those wherein R^3 is C_1 - C_6 alkyl, C_2 - C_6 alkenyl, C_5 - C_6 cycloalkyl, C_5 - C_6 cycloalkenyl or a
15 5-6 membered saturated or unsaturated heterocycle, wherein any member of said R^3 may be optionally substituted with one or more substituents selected from the group consisting of $-OR^2$, $-C(O)-NH-R^2$, $-S(O)_nN(R^2)(R^2)$, Het, $-CN$, $-SR^2$, $-C(O)_2R^2$ and $NR^2-C(O)-R^2$ and D' is C_1 - C_3 alkyl or C_3 alkenyl, wherein said
20 alkyl or alkenyl may optionally be substituted with one or more groups selected from the group consisting of C_3 - C_6 cycloalkyl, $-OR_2$, $-O-Ar$ and Ar (with all other variables being defined as above for compounds of
25 formula I).

For compounds of formula XXXI, most preferred compounds are those wherein A is R^1 -Het, each R^3 is independently C_1 - C_6 alkyl which may be optionally substituted with a substituent selected from the group
30 consisting of $-OR^2$, $-C(O)-NH-R^2$, $-S(O)_nN(R^2)(R^2)$, Het, $-CN$, $-SR^2$, $-CO_2R^2$ and $-NR^2-C(O)-R^2$; D' is C_1 - C_4 alkyl, which may be optionally substituted with a group selected from the group consisting of C_3 - C_6

AP 000390

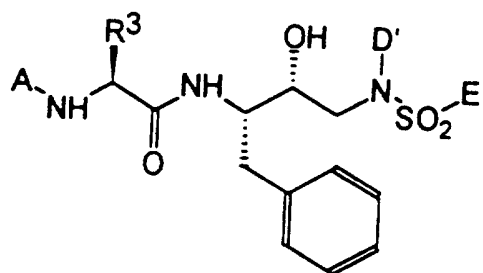


cycloalkyl, $-OR^2$, $-O-Ar$; and E is Het, Het-Het and $-NR^2R^3$.

5 Sulfonamides of this invention include the following specific compounds contained in Tables I-VI. In Tables I-IV and VI, A is attached through the right-most bond, unless otherwise expressly noted. All other substituents in Tables I-VI are attached via the left-most bond, unless otherwise expressly noted.



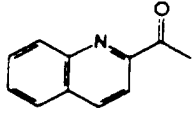
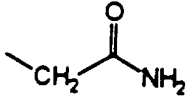
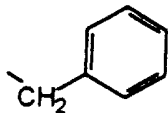
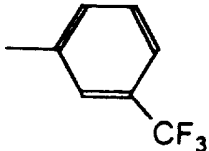
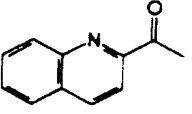
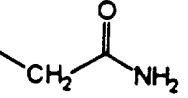
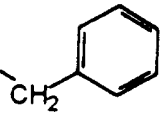
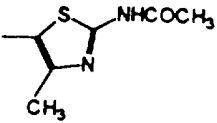
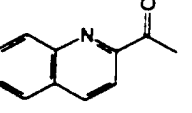
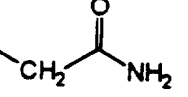
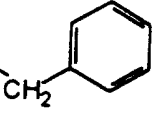
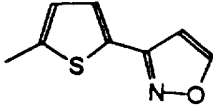
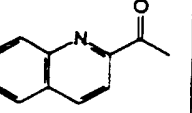
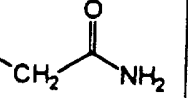
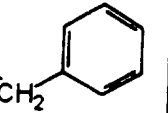
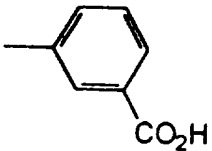
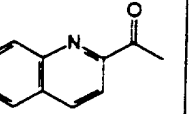
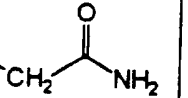
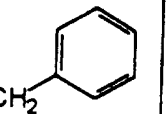
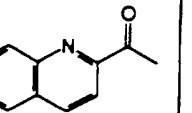
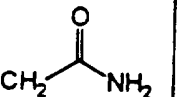
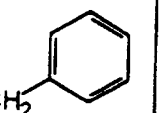
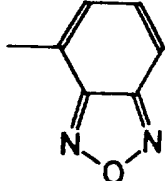
TABLE I

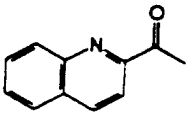
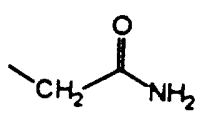
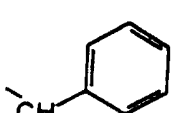
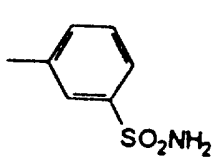
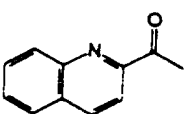
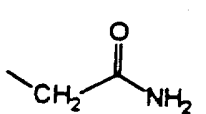
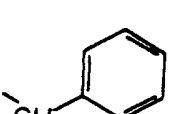
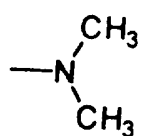
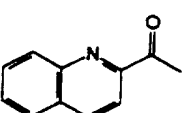
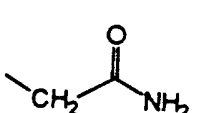
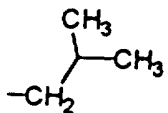
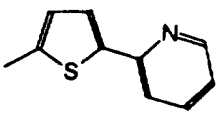
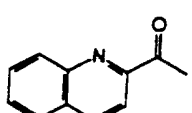
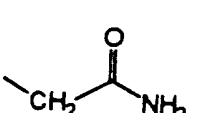
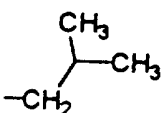
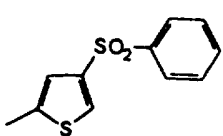
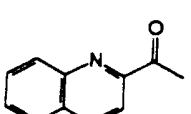
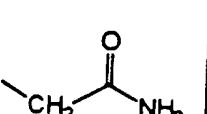
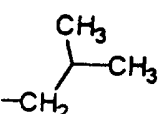
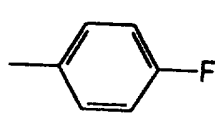
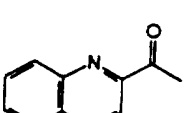
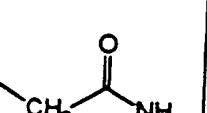
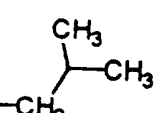
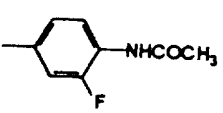


COMPOUND	A	R ³	D'	E
1				
2				 + (2:1)
3				

AP 000390

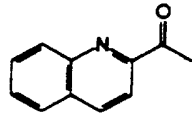
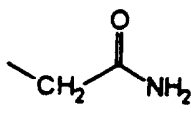
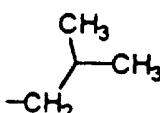
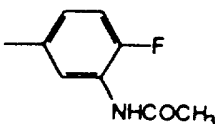
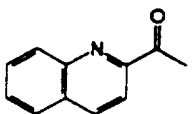
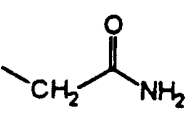
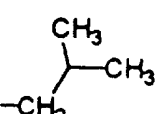
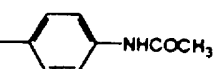
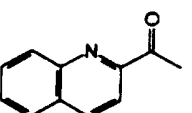
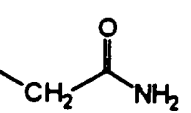
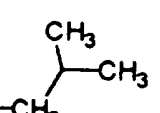
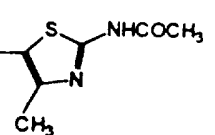
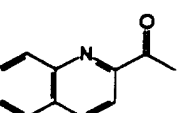
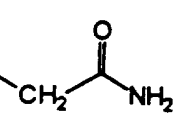
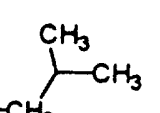
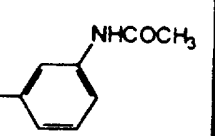
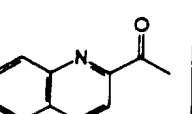
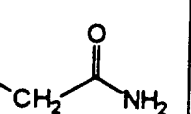
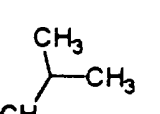
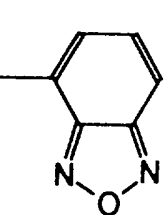
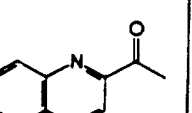
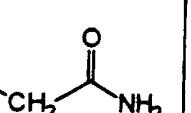
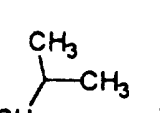
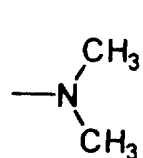


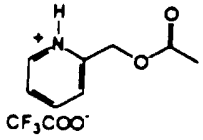
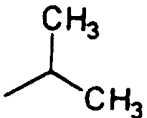
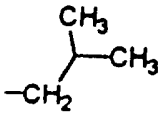
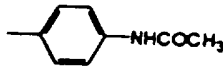
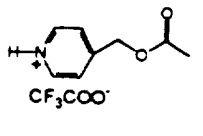
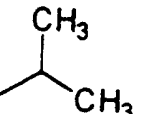
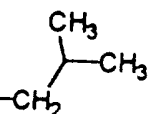
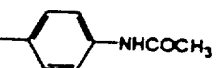
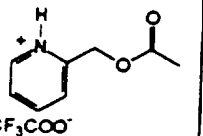
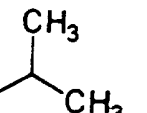
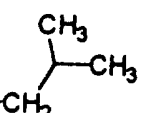
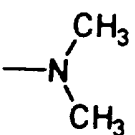
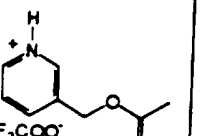
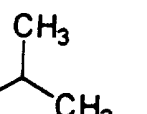
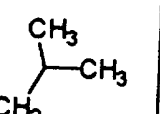
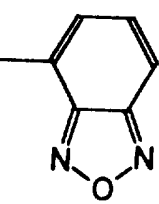
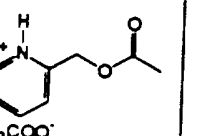
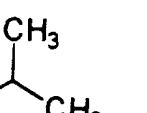
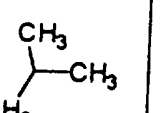
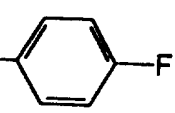
4				
5				
6				
7				
8				CH ₃
9				

10				
11				
12				
13				
14				
15				

AP000390



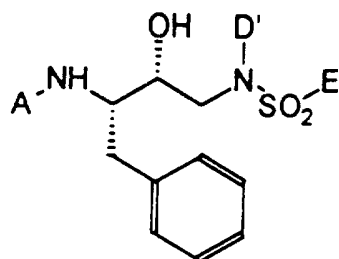
16				
17				
18				
19				
20				
21				

22				
23				
24				
25				
26				

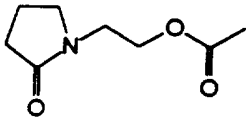
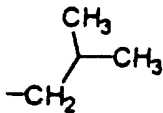
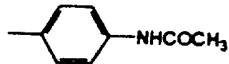
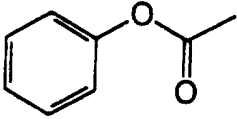
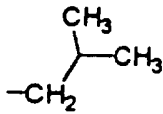
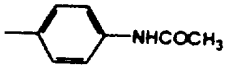
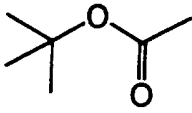
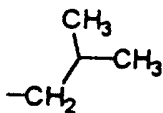
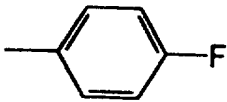
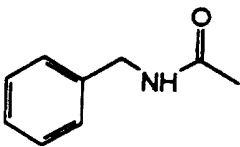
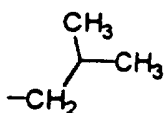
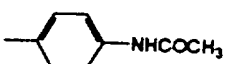
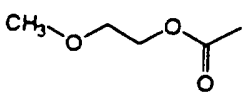
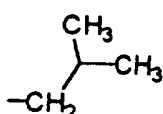
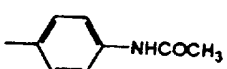
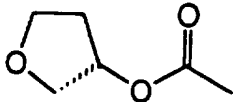
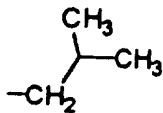
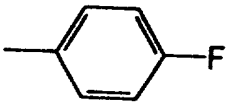
AP 000390



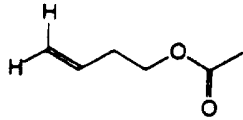
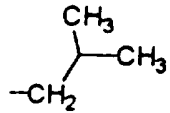
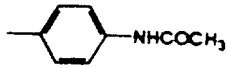
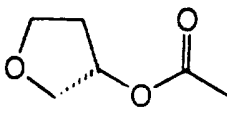
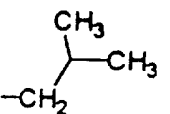
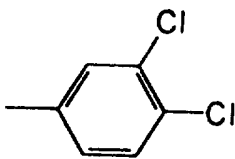
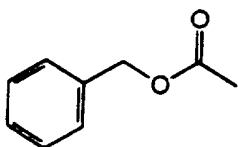
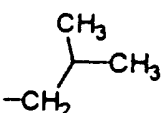

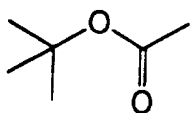
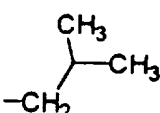
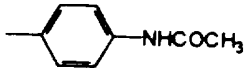
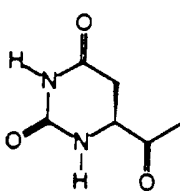
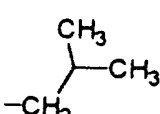
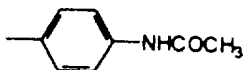
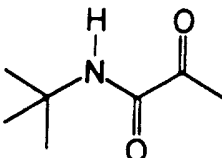
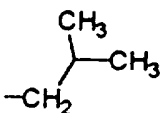
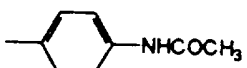
TABLE II



COMPOUND	A	D'	E
27			
28			
29			

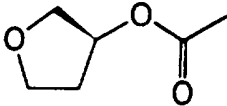
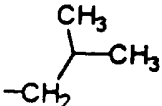
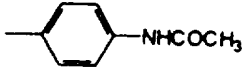
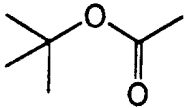
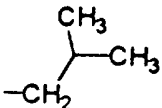
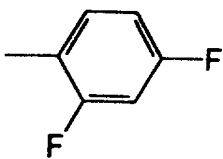
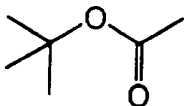
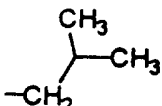
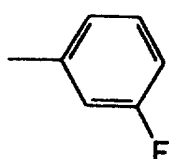
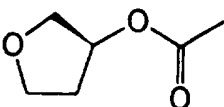
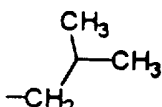
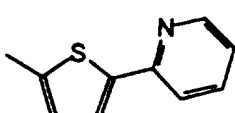
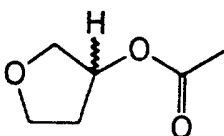
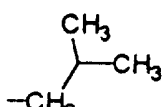
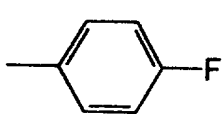
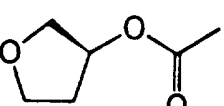
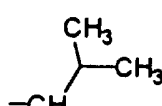
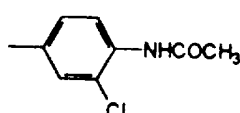
30			
31			
32			
33			
34			
35			

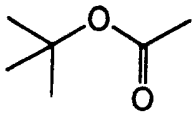
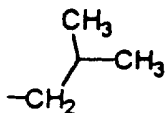
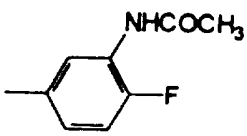
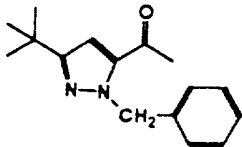
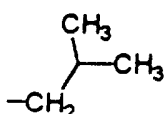
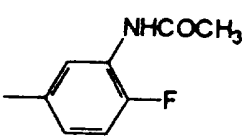
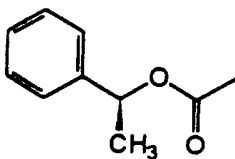
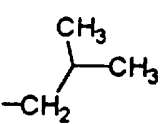
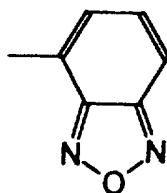
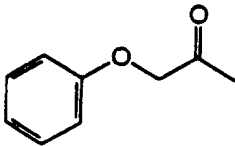
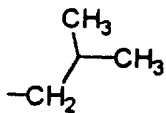
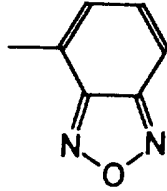
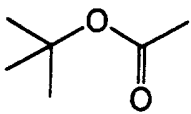
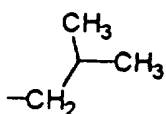
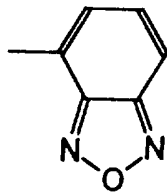
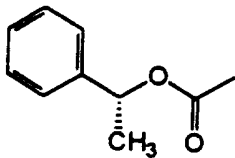
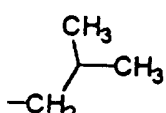
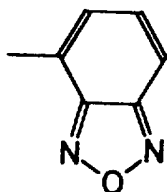
AP 0000390

36			
37			
38			
39			
40			
41			

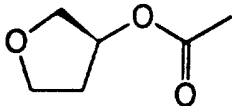
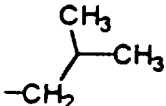
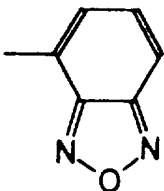
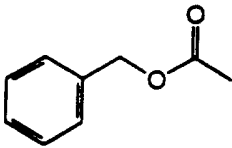
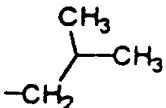
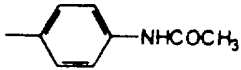
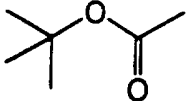
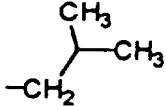
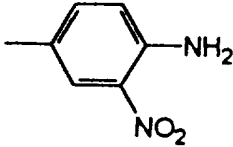
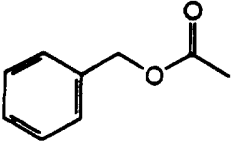
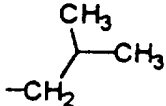
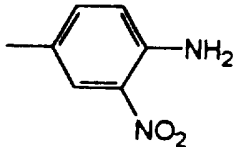
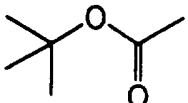
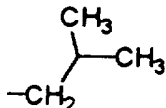

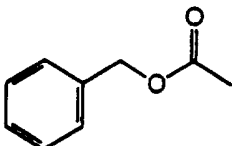
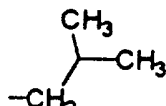

42			
43			
44			
45			
46			
47			

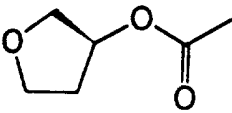
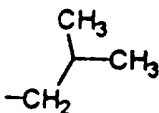

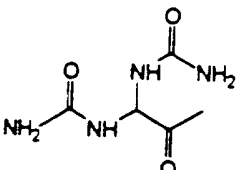
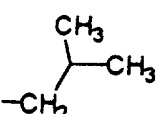
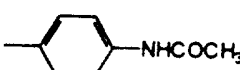
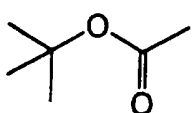
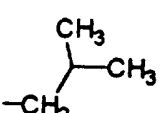
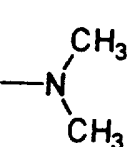
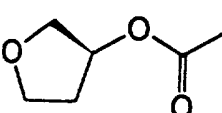
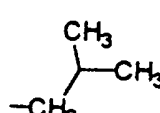
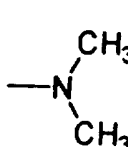
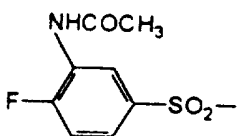
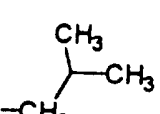
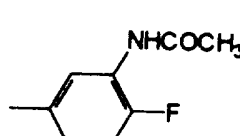
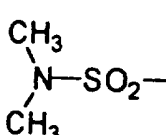
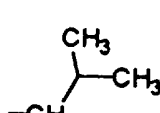
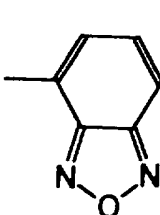
AP000390

48			
49			
50			
51			
52			
53			

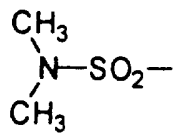
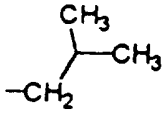
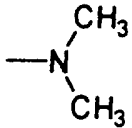
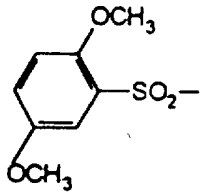
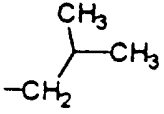
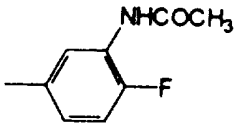
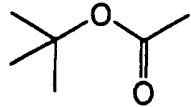
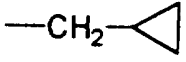

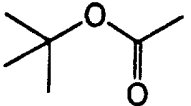
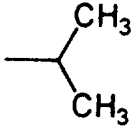
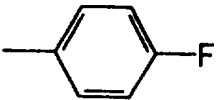
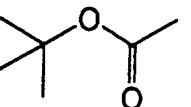
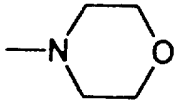
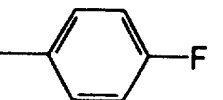
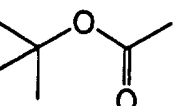
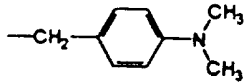
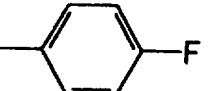
54			
55			
56			
57			
58			
59			

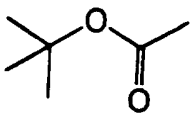
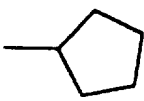
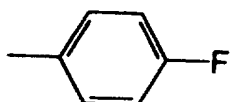
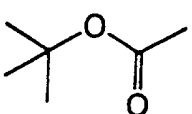
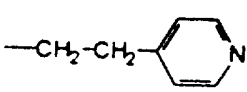
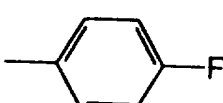
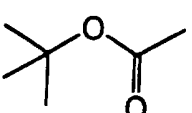
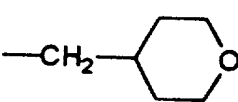
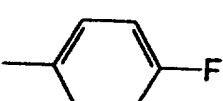
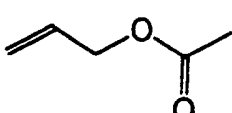
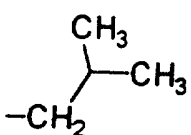
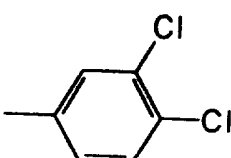
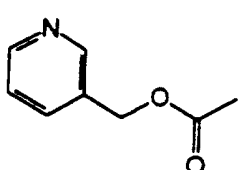
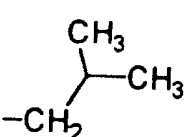

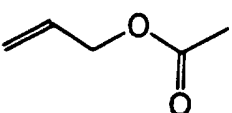
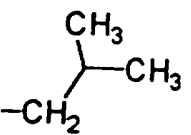
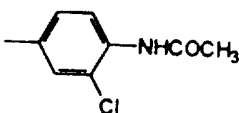
AP000390

60			
61			
62			
63			
64			
65			

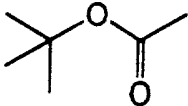
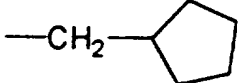
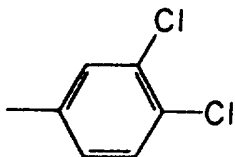
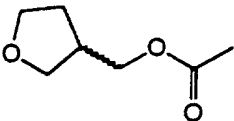
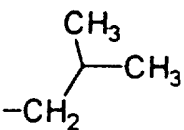
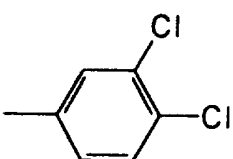
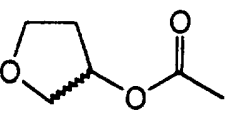
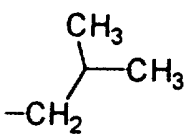
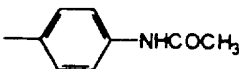
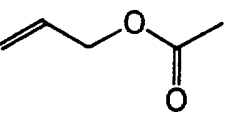
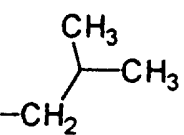
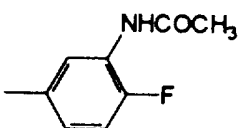
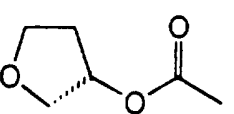
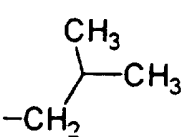
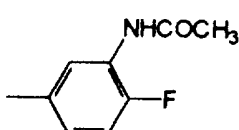
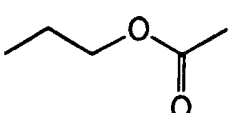
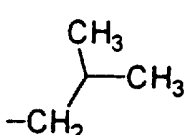
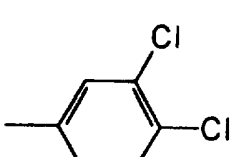
66			
67			
68			
69			
70			
71			

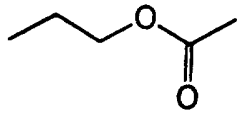
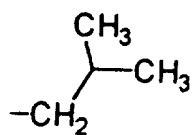
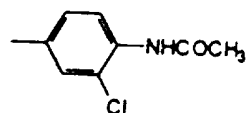
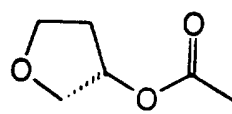
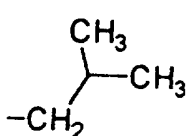
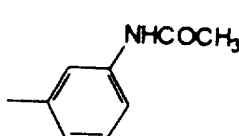
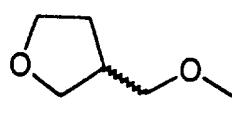
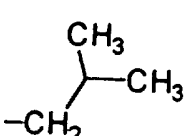
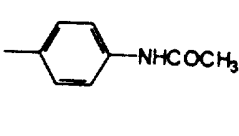
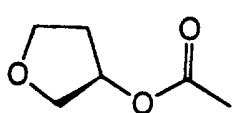
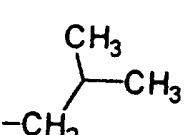
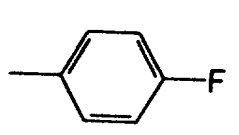
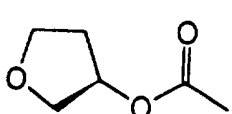
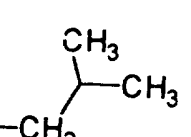
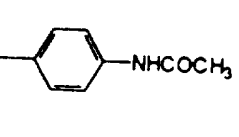
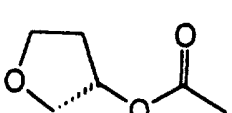
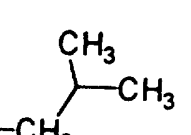
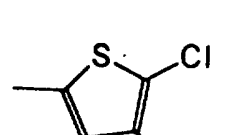
AP 000390

72			
73			
74			
75			
76			
77			

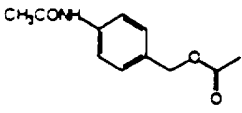
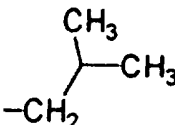
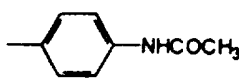
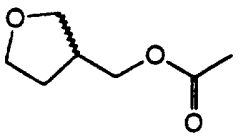
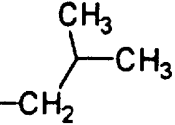
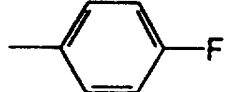
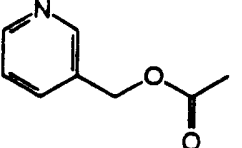
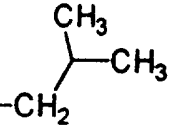
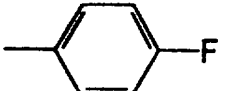
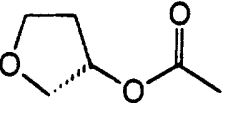
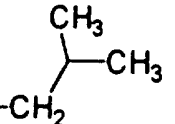
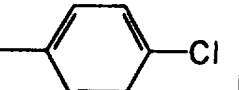
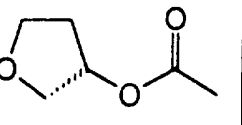
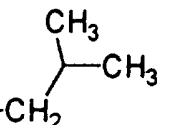
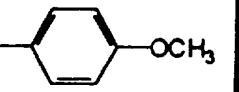
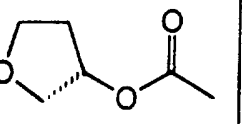

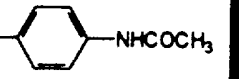
78			
79			
80			
81			
82			
83			

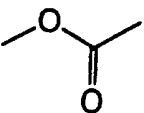
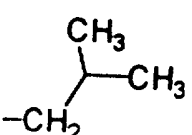
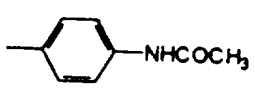
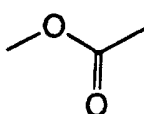
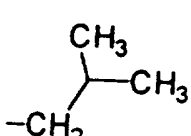
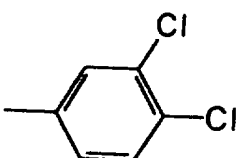
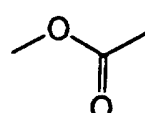
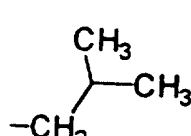
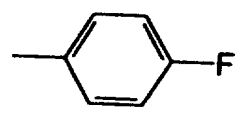
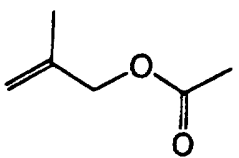
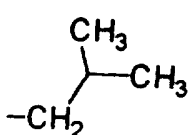
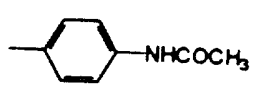
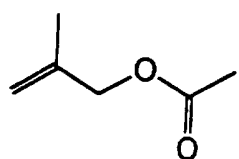
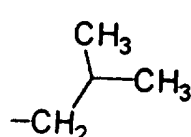
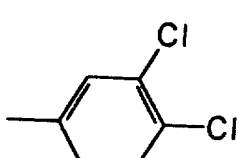
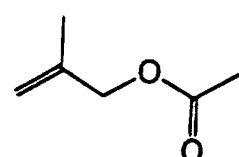
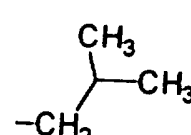
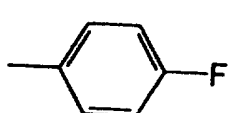
AP 000390

84			
85			
86			
87			
88			
89			

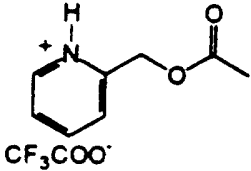
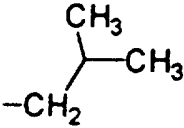
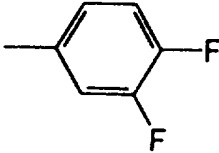
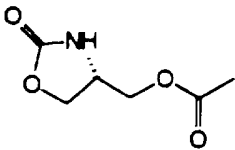
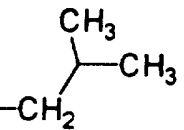
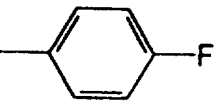
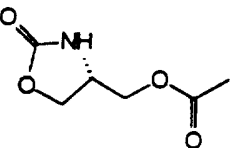
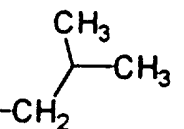
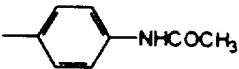
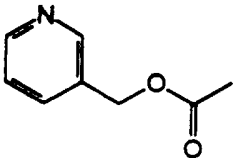
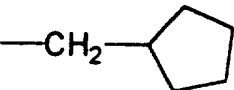
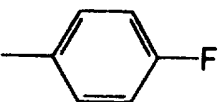
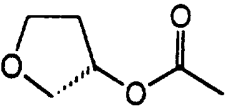
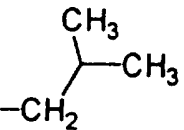
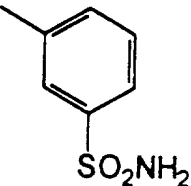
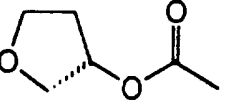
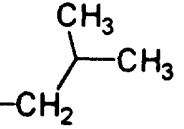
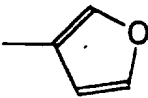
90			
91			
92			
93			
94			
95			

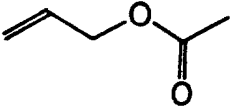
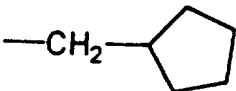
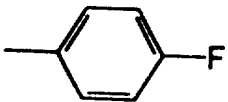
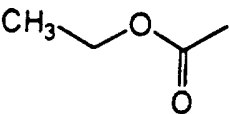
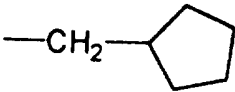
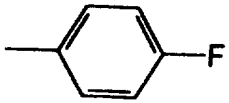
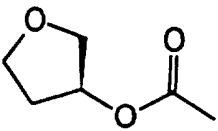
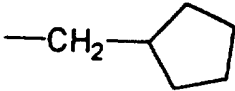
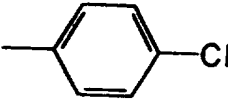
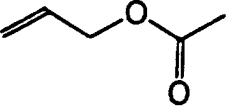
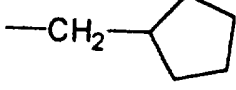
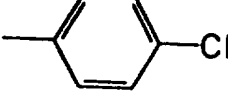
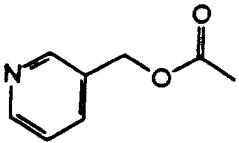
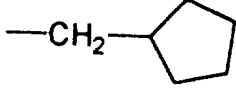
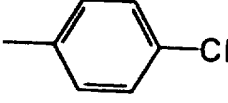
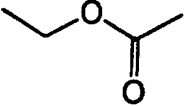
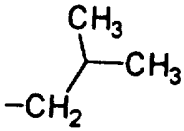
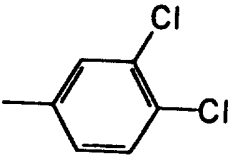
AP 000390

96			
97			
98			
99			
100			
101			

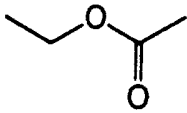
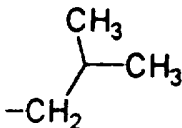
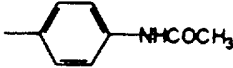
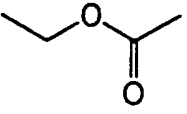
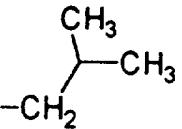

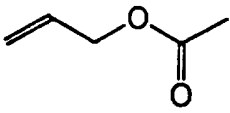
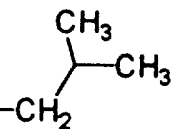
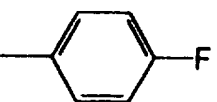
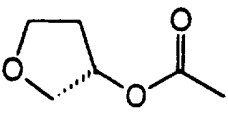
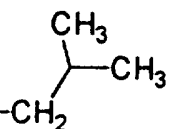
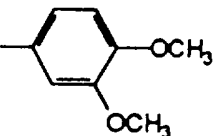
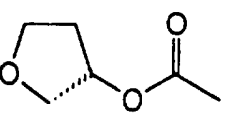
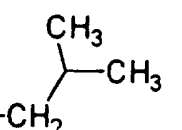
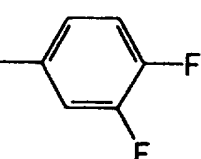
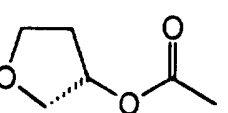
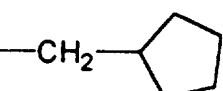
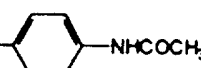
102			
103			
104			
105			
106			
107			

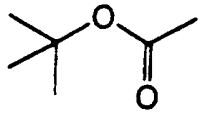
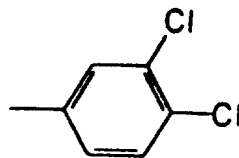
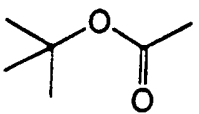
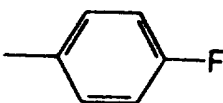
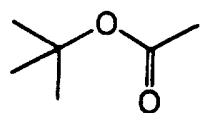
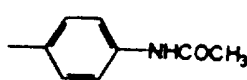
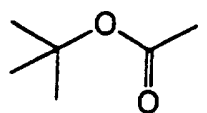
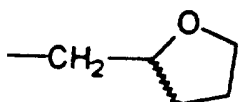
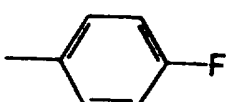
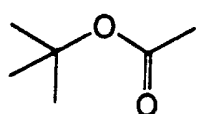
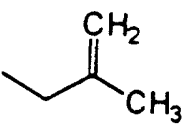
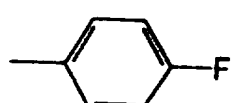
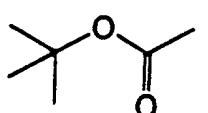
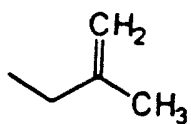
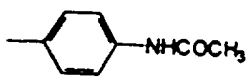
AP000390

108			
109			
110			
111			
112			
113			

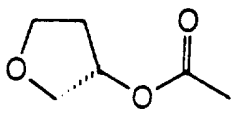
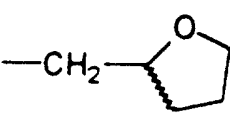
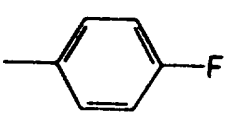
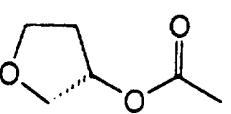
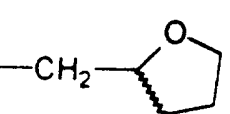
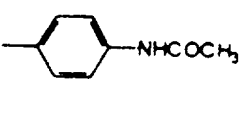
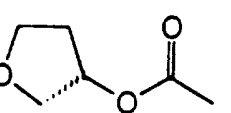
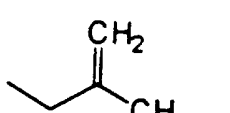
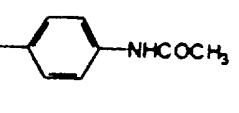
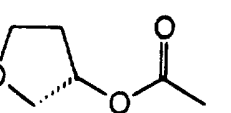
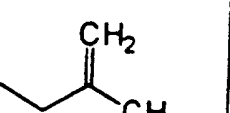
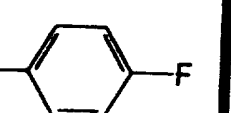
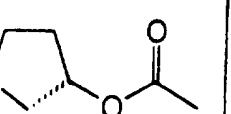
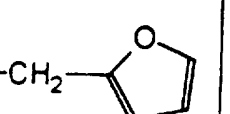
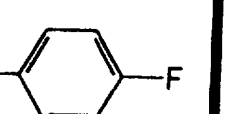
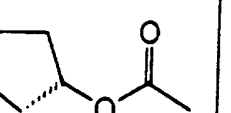
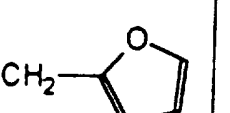
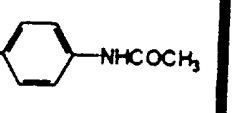
114			
115			
116			
117			
118			
119			

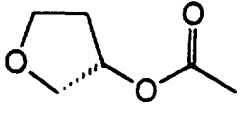
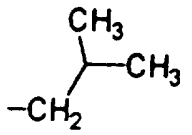
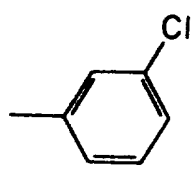
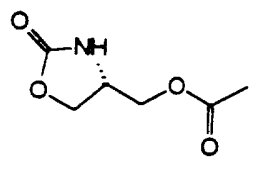
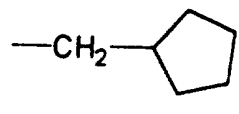
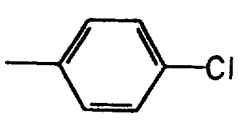
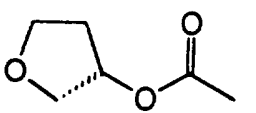
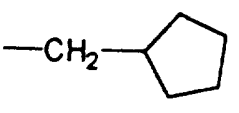
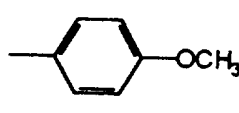
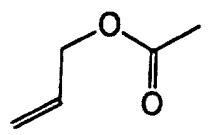
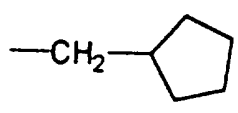
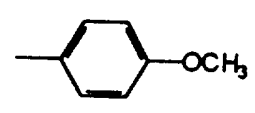
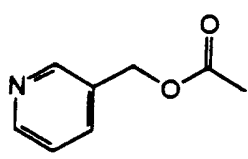
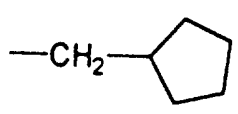
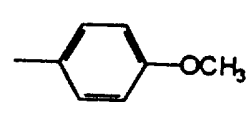
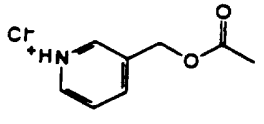
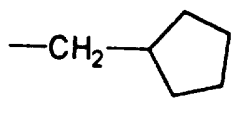
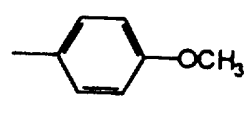
AP000390

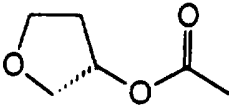
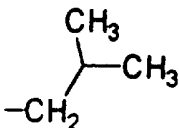
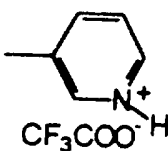
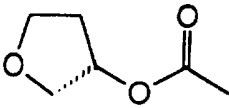
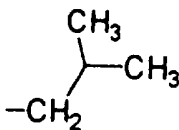
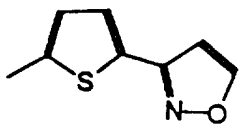
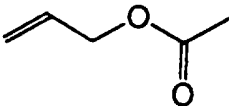
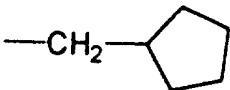
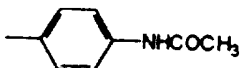
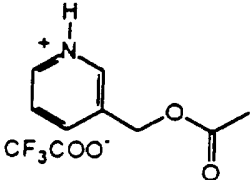
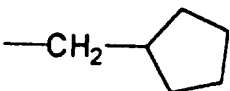
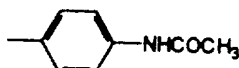
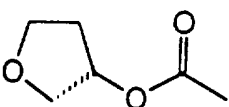
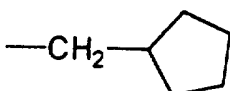
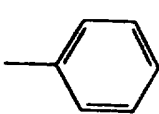
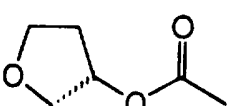
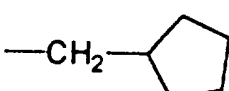
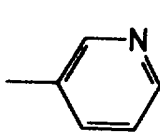
120			
121			
122			
123			
124			
125			

126		CH ₃	
127		CH ₃	
128		CH ₃	
129			
130			
131			

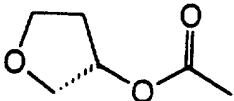
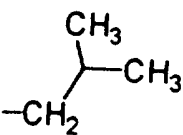
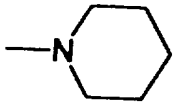
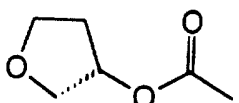
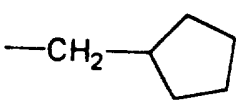
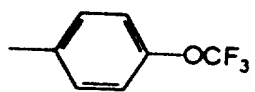
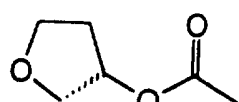
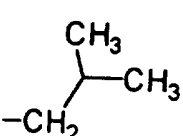
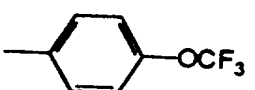
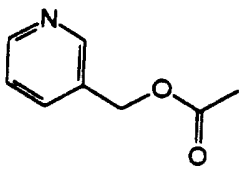
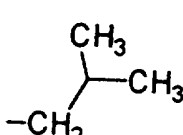
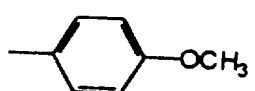
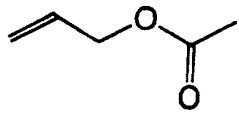
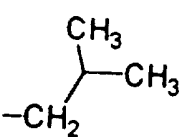
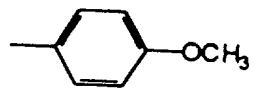
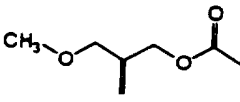
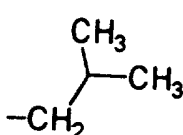
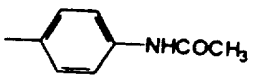
AP000390

132			
133			
134			
135			
136			
137			

138			
139			
140			
141			
142			
143			

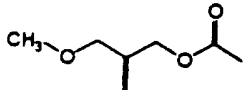
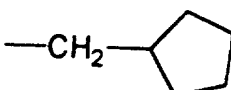
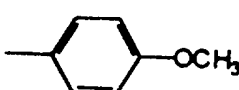
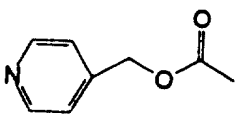
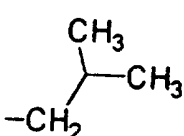
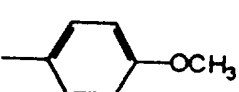
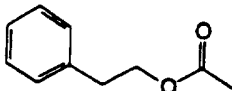
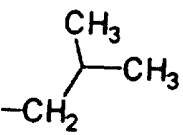
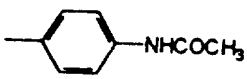
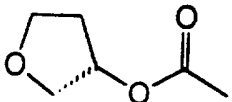
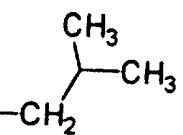
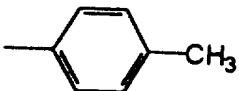
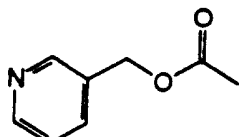
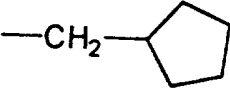
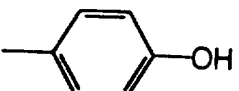
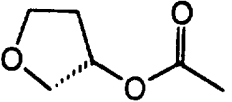
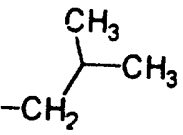
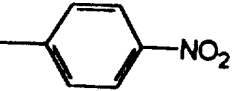
144			
145			
146			
147			
148			
149			

AP0000390

150			
151			
152			
153			
154			
155			

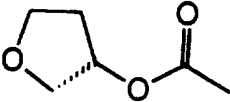
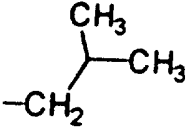
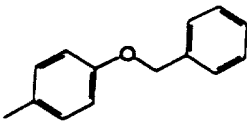
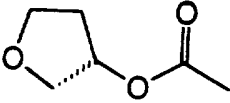
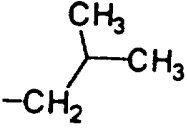
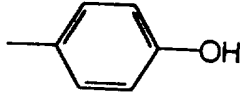
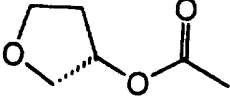
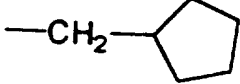
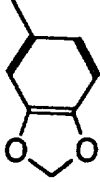
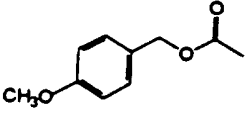
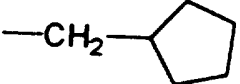
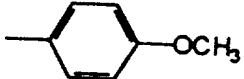
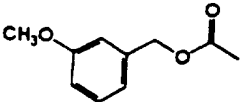
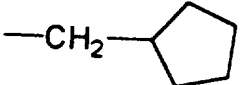
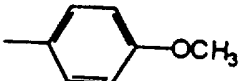
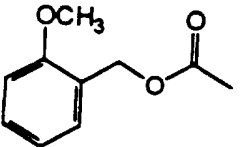
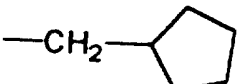
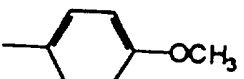
156			
157			
158			
159			
160			
161			

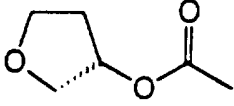
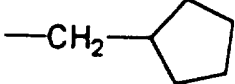
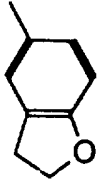
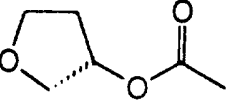
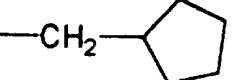
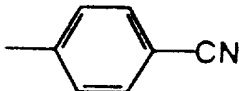
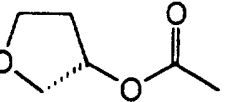
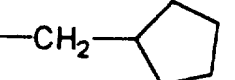
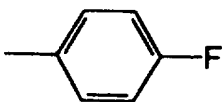
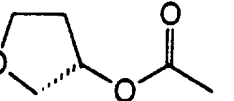
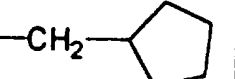
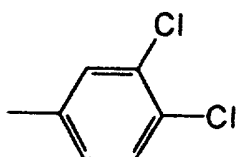
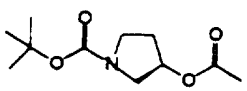
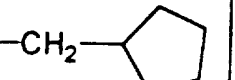
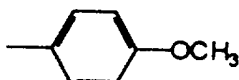
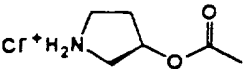
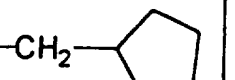
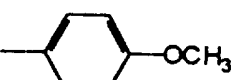
AP 000390

162			
163			
164			
165			
166			
167			

168			
169			
170			
171			
172			
173			

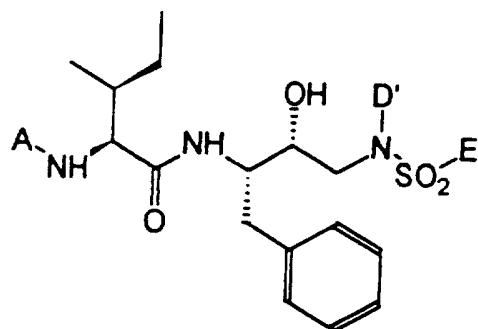
AP 000390

174			
175			
176			
177			
178			
179			

180			
181			
182			
183			
184			
185			

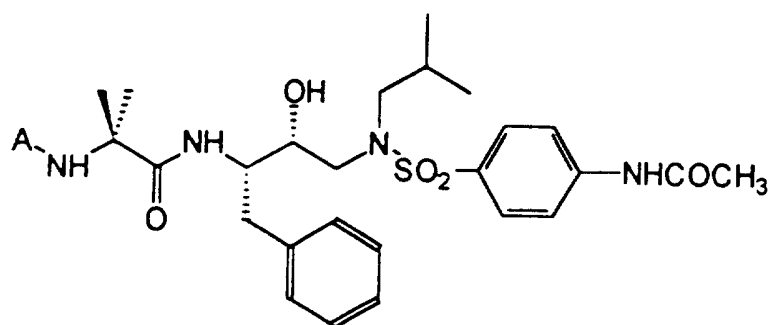
AP 000390

TABLE III



COMPOUND	A	D'	E
186			
187			
188			

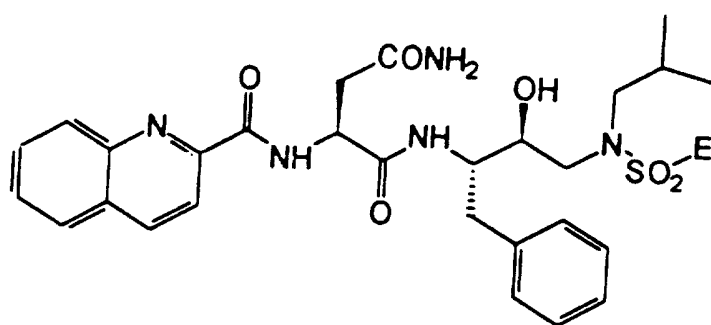
TABLE IV



COMPOUND	A
189	
190	

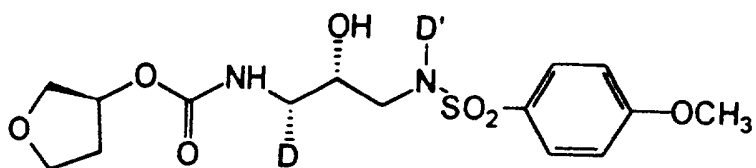
AP 000390

TABLE V



COMPOUND	E
191	<p>(2:1)</p>
192	
193	
194	

TABLE VI



COMPOUND	D	D'
195		
196		

AP0000390

Preferred compounds of this invention are*:

(S)-N-1-(3-((3-Acetylamino-4-fluoro-benzenesulfonyl)-benzyl-amino)-(1S,2 syn)-1-benzyl-2-hydroxy-propyl)-2-((quinoline-2-carbonyl)-amino)-succinamide and (S)-N-1-(3-((4-Acetylamino-3-fluoro-benzenesulfonyl)-benzyl-amino)-(1S,2 syn)-1-benzyl-2-hydroxy-propyl)-2-((quinoline-2-carbonyl)-amino)-succinamide (compounds 2);

(S)-N-1-(3-((5-Acetylamino-3-methyl-thiophene-2-sulfonyl)-benzyl-amino)-(1S,2 syn)-1-benzyl-2-hydroxy-propyl)-2-((quinoline-2-carbonyl)-amino)-succinamide (compound 5);

(S)-N-1-(1-Benzyl-3-(benzyl-(5-isoxazol-3-yl-thiophene-2-sulfonyl)-amino)-(1S,2 syn)-1-benzyl-2-hydroxy-propyl)-2-((quinoline-2-carbonyl)-amino)-succinamide (compound 6);

(S)-N-1-(3-((Benzo(1,2,5)oxadiazole-4-sulfonyl)-benzyl-amino)-(1S,2 syn)-1-benzyl-2-hydroxy-propyl)-2-((quinoline-2-carbonyl)-amino)-succinamide (compound 9);

N-1-(1-(S)-Benzyl-3-(benzyl-(3-sulfamoyl-benzenesulfonyl)-amino)-2-(syn)-hydroxy-propyl)-2-((quinoline-2-carbonyl)-amino)-succinamide (compound 10);

(S)-N-1-(1-(S)-Benzyl-2-(syn)-hydroxyl-3-(isobutyl-(5-pyridin-2-yl-thiophene-2-sulfonyl)-amino)-propyl)-2-((quinoline-2-carbonyl)-amino)-succinamide (compound 12);

* As can be appreciated by those of ordinary skill in the art, many different conventions are used in naming chemical compounds. Because of possible discrepancies in the art of chemical nomenclature, the structures shown in Tables I-VI herein are controlling for the definition of compounds 1-195 of this invention.



(S)-N-1-(3-((4-Benzenesulfonyl-thiophene-2-sulfonyl)-isobutyl-amino)-(1S,2 syn)-1-benzyl-2-hydroxy-propyl)-2-((quinoline-2-carbonyl)-amino)-succinamide (compound 13);

5 (S)-N-1-(1-(S)-Benzyl-3-((4-fluoro-benzenesulfonyl)-isobutyl-amino)-2-(syn)-hydroxy-propyl)-2-((quinoline-2-carbonyl)-amino)-succinamide (compound 14);

10 (S)-N-1-(3-((4-Acetylamino-3-fluoro-benzenesulfonyl)-isobutyl-amino)-(1S,2 syn)-1-benzyl-2-hydroxy-propyl)-2-((quinoline-2-carbonyl)-amino)-succinamide (compound 15);

15 (S)-N-1-(3-((3-Acetylamino-4-fluoro-benzenesulfonyl)-isobutyl-amino)-(1S,2 syn)-1-benzyl-2-hydroxy-propyl)-2-((quinoline-2-carbonyl)-amino)-succinamide (compound 16);

20 (S)-N-1-(1-(S)-Benzyl-3-((4-acetylamino-benzenesulfonyl)-isobutyl-amino)-2-(syn)-hydroxy-propyl)-2-((quinoline-2-carbonyl)-amino)-succinamide (compound 17);

(S)-N-1-(3-((5-Acetylamino-3-methyl-thiophene-2-sulfonyl)-isobutyl-amino)-(1S,2 syn)-1-benzyl-2-hydroxy-propyl)-2-((quinoline-2-carbonyl)-amino)-succinamide (compound 18);

25 (S)-N-1-(3-((3-Acetylamino-benzenesulfonyl)-isobutyl-amino)-(1S,2 syn)-1-benzyl-2-hydroxy-propyl)-2-((quinoline-2-carbonyl)-amino)-succinamide (compound 19);

30 (S)-N-1-(3-((Benzo(1,2,5)oxadiazole-4-sulfonyl)-isobutyl-amino)-(1S,2 syn)-1-benzyl-2-hydroxy-propyl)-2-((quinoline-2-carbonyl)-amino)-succinamide (compound 20);

35 N-1-((1S-2 syn)-1-Benzyl-2-hydroxy-3-(1-isobutyl-3,3-dimethylsulfonylurea)-propyl)-2-((quinoline-2-carbonyl)-amino)-succinamide (compound 21);

AP 000 390



N-1-(3-((4-Acetylamino-benzenesulfonyl)-isobutyl-amino)-(1S,2 syn)-1-benzyl-2-hydroxy-propyl)-2-(pyridin-2-yl-methoxycarbonyl)-succinamide (compound 22);

5 N-1-(3-((4-Acetylamino-benzenesulfonyl)-isobutyl-amino)-(1S,2 syn)-1-benzyl-2-hydroxy-propyl)-2-(pyridin-4-yl-methoxycarbonyl)-succinamide (compound 23);

10 N-1-(3-((4-Fluoro-benzenesulfonyl)-isobutyl-amino)-(1S,2 syn)-1-benzyl-2-hydroxy-propyl)-2-(pyridin-2-yl-methoxycarbonyl)-succinamide (compound 26);

15 4-Fluoro-N-((2 syn,3S)-2-hydroxy-4-phenyl-3-((S)-tetrahydrofuran-3-yloxy-carbonylamino)-butyl)-N-isobutyl-benzenesulfonamide (compound 35);

3,4-Dichloro-N-((2 syn,3S)-2-hydroxy-4-phenyl-3-((S)-tetrahydrofuran-3-yloxy-carbonylamino)-butyl)-N-isobutyl-benzenesulfonamide (compound 37);

20 N-(4-(((2 syn,3S)-2-Hydroxy-4-phenyl-3-(pyridin-3-yl-methoxycarbonylamino)-butyl)-isobutyl-sulfamoyl)-phenyl)-acetamide (compound 44);

2,4-Dimethyl-thiazole-5-sulfonic acid-(1,1-dimethyl-ethoxycarbonylamino)-(2 syn,3S)-2-hydroxy-4-phenyl-butyl)-isobutyl-amide (compound 46);

25 N-(4-(((2 syn,3S)-2-Hydroxy-4-phenyl-3-((S)-tetrahydrofuran-3-yloxy-carbonylamino)-butyl)-isobutyl-sulfamoyl)-phenyl)-acetamide (compound 48);

30 4-Fluoro-N-((2 syn,3S)-2-hydroxy-4-phenyl-3-((R)-tetrahydrofuran-3-yloxy-carbonylamino)-butyl)-N-isobutyl-benzenesulfonamide and 4-Fluoro-N-((2 syn,3S)-2-hydroxy-4-phenyl-3-((R)-tetrahydrofuran-3-yloxy-carbonylamino)-butyl)-N-isobutyl-benzenesulfonamide (compounds 52);

35 Benzo(1,2,5)oxadiazole-5-sulfonic acid ((2 syn,3S)-2-hydroxy-4-phenyl-3-(pyridin-3-yl-



methoxycarbonylamino)-butyl)-isobutylamide (compound 66);

5 N-(4-(((2 syn,3S)-2-Hydroxy-4-phenyl-3-((R)-tetrahydrofuran-3-yloxy-carbonylamino)-butyl)-isobutyl-sulfamoyl-phenyl)-acetamide and N-(4-(((2 syn,3S)-2-Hydroxy-4-phenyl-3-((S)-tetrahydrofuran-3-yloxy-carbonylamino)-butyl)-isobutyl-sulfamoyl)-phenyl)-acetamide (compounds 86);

10 N-(2-Fluoro-5-(((2 syn,3S)-2-hydroxy-4-phenyl-3-((S)-tetrahydrofuran-3-yloxy-carbonylamino)-butyl)-isobutyl-sulfamoyl)-phenyl)-acetamide (compound 88);

N-(3-(((2 syn,3S)-2-Hydroxy-4-phenyl-3-((S)-tetrahydrofuran-3-yloxy-carbonylamino)-butyl)-isobutyl-sulfamoyl)-phenyl)-acetamide (compound 91);

15 4-Fluoro-N-((2 syn,3S)-2-hydroxy-4-phenyl-3-((R)-tetrahydrofuran-3-yloxy-carbonylamino)-butyl)-N-isobutyl-benzenesulfonamide (compound 93);

20 N-(4-(((syn)-2-Hydroxy-(S)-4-phenyl-3-((tetrahydro-furan-(R)-3-yl)-oxy-carbonylamino)-butyl)-isobutyl-sulfamoyl)-phenyl)-acetamide (compound 94);

25 4-Fluoro-N-(2 syn,3S)-2-hydroxy-4-phenyl-3-((tetrahydro-furan-(R)-3-ylmethoxycarbonylamino)-butyl)-N-isobutyl-benzenesulfonamide and 4-Fluoro-N-(2 syn,3S)-2-hydroxy-4-phenyl-3-((tetrahydro-furan-(S)-3-ylmethoxycarbonylamino)-butyl)-N-isobutyl-benzenesulfonamide (compounds 97);

4-Fluoro-N-((2 syn,3S)-2-hydroxy-4-phenyl-3-(pyridin-3-yl-methoxycarbonylamino)-butyl)-N-isobutyl-benzenesulfonamide (compound 98);

30 4-Chloro-N-((2 syn,3S)-2-hydroxy-4-phenyl-3-((S)-tetrahydrofuran-3-yloxy-carbonylamino)-butyl)-isobutyl-benzenesulfonamide (compound 99);

35 N-((2 syn,3S)-2-Hydroxy-4-phenyl-3-((S)-tetrahydrofuran-3-yloxy-carbonylamino)-butyl)-N-isobutyl-4-methoxy-benzenesulfonamide (compound 100);

AP 000390



4-Fluoro-N-(2-(syn)-hydroxy-3-((2-oxazolidon-(S)-4-yl)-methoxycarbonylamino)-4-(S)-phenyl-butyl)-N-isobutyl-benzenesulfonamide (compound 109);

5 Benzene-1,3-disulfonic acid 1-amide 3-((2 syn,3S)-2-hydroxy-4-phenyl-3-(3-(S)-tetrahydrofuran-3-yloxycarbonylamino)-butyl)-isobutyl-amide (compound 112);

10 Furan-3-sulfonic acid (2 syn,3S)-2-hydroxy-4-phenyl-3-((S)-tetrahydrofuran-3-yloxycarbonylamino)-butyl)-isobutyl-amide (compound 113);

N-((3-Allyloxycarbonylamino)-(2 syn,3S)-2-hydroxy-4-phenyl-butyl)-N-cyclopentylmethyl-4-fluoro-benzenesulfonamide (compound 114);

15 N-Cyclopentylmethyl-N-((3-ethoxycarbonylamino)-(2 syn,3S)-2-hydroxy-4-phenyl-butyl)-4-fluoro-benzenesulfonamide (compound 115);

20 4-Chloro-N-cyclopentylmethyl-N-((2 syn,3S)-2-hydroxy-4-phenyl-3-((S)-tetrahydrofuran-3-yloxycarbonylamino)-butyl)-benzenesulfonamide (compound 116);

4-Chloro-N-cyclopentylmethyl-N-((2 syn,3S)-2-hydroxy-4-phenyl-3-(pyridin-3yl-methoxycarbonyl)-butyl)-benzenesulfonamide (compound 118);

25 N-(4-(Cyclopentylmethyl-((2 syn,3S)-2-hydroxy-4-phenyl-3-((S)-tetrahydrofuran-3-yloxycarbonylamino)-butyl)-sulfamoyl)-phenyl)-acetamide (compound 125);

3-Chloro-N-((2 syn,3S)-2-hydroxy-4-phenyl-3-((S)-tetrahydrofuran-3-yloxycarbonylamino)-butyl)-N-isobutyl-benzenesulfonamide (compound 138);

30 4-Chloro-N-cyclopentylmethyl-N-(2-(syn)-hydroxy-3-((2-oxazolidon-4-(S)-yl-methyl)-oxycarbonylamino)-4-phenyl-butyl)-benzenesulfonamide (compound 139);

35 N-cyclopentylmethyl-N-((2 syn,3S)-2-hydroxy-4-phenyl-3-((S)-tetrahydrofuran-3-yloxycarbonylamino)-butyl)-4-methoxy-benzenesulfonamide (compound 140);



N-((3-allyloxycarbonylamino)-(2 syn,3S)-2-hydroxy-4-phenyl-butyl)-N-cyclopentylmethyl-4-methoxy-benzenesulfonamide (compound 141);

5 N-Cyclopentylmethyl-N-((2 syn,3S)-2-hydroxy-4-phenyl-3-(3-pyridin-3-yl-methoxycarbonylamino)-butyl-4-methoxy-benzenesulfonamide (compound 142);

10 Pyridine-3-sulfonic acid ((2 syn,3S)-2-hydroxy-4-phenyl-3-((S)-tetrahydrofuran-3-yloxycarbonylamino)-butyl)-isobutyl-amide, trifluoroacetic acid salt (compound 144);

5-Isioxazol-3-yl-thiophene-2-sulfonic acid ((2 syn,3S)-2-hydroxy-4-phenyl-3-((S)-tetrahydrofuran-3-yloxycarbonylamino)-butyl)-isobutyl-amide (compound 145);

15 N-(4-((3-(Allyloxycarbonylamino)-(2 syn,3S)-2-hydroxy-4-phenyl-butyl)-cyclopentylmethyisulfamoyl)-phenyl)-acetamide (compound 146);

20 N-(4-(Cyclopentylmethyl-((2 syn,3S)-2-hydroxy-4-phenyl-3-(pyridin-3-yl-methoxycarbonylamino)-butyl)-sulfamoyl)-phenyl)-acetamide (compound 147);

N-Cyclopentylmethyl-N-((2 syn,3S)-2-hydroxy-4-phenyl-3-((S)-tetrahydrofuran-3-yloxycarbonylamino)-butyl)-benzenesulfonamide (compound 148);

25 Pyridine-3-sulfonic acid cyclopentylmethyl-((2 syn,3S)-2-hydroxy-4-phenyl-3-((S)-tetrahydrofuran-3-yloxycarbonylamino)-butyl)-amide (compound 149);

Piperidine-1-sulfonic acid ((2 syn,3S)-2-hydroxy-4-phenyl-3-((S)-tetrahydrofuran-3-yloxycarbonylamino)-butyl)-isobutyl-amide (compound 150);

30 N-4-((2-(syn)-Hydroxy-3-((2-methoxymethyl-allyloxycarbonylamino)-4-(S)-phenyl-butyl)-isobutyl-sulfamoyl)-phenyl)-acetamide (compound 155);

35 1-Acetyl-2,3-dihydro-1H-indole-6-sulfonic acid ((allyloxycarbonylamino)-(2 syn,3S)-2-hydroxy-4-phenyl-butyl)-cyclopentylmethyl-amide (compound 156);

AP 000390



1-Acetyl-2,3-dihydro-1H-indole-6-sulfonic acid
cyclopentylmethyl-((2 syn,3S)-2-hydroxy-4-phenyl-3-
((S)-tetrahydrofuran-3-yloxy-carbonylamino)-butyl)-amide
(compound 157);

5 N-Cyclohexylmethyl-N-((2 syn,3S)-2-hydroxy-4-
phenyl-3-((S)-tetrahydrofuran-3-yloxy-carbonylamino)-
butyl)-4-methoxy-benzenesulfonamide (compound 158);

N-Cyclohexylmethyl-4-fluoro-N-((2 syn,3S)-2-
hydroxy-4-phenyl-3-((S)-tetrahydrofuran-3-
10 yloxy-carbonylamino)-butyl)-benzenesulfonamide (compound
159);

N-(4-(Cyclohexylmethyl)-((2 syn,3S)-2-hydroxy-4-
phenyl-3-((S)-tetrahydrofuran-3-yloxy-carbonylamino)-
butyl)-sulfamoyl-phenyl)-acetamide (compound 160);

15 N-((2 syn,3S)-2-Hydroxy-4-phenyl-3-(pyridin-4-yl-
methoxycarbonylamino)-butyl)-N-isobutyl-4-methoxy-
benzenesulfonamide (compound 163);

N-((2 syn,3S)-2-Hydroxy-4-phenyl-3-((syn)-
tetrahydrofuran-3-yloxy-carbonylamino)-butyl)-N-
20 isobutyl-4-methyl-benzenesulfonamide (compound 165);

N-cyclopentylmethyl-4-hydroxy-N-((2 syn,3S)-2-
hydroxy-4-phenyl-3-(pyridin-3-yl-methoxycarbonylamino)-
butyl)-benzenesulfonamide (compound 166);

N-((2 syn,3S)-2-Hydroxy-4-phenyl-3-((S)-
25 tetrahydrofuran-3-yloxy-carbonylamino)-butyl)-N-
isobutyl-4-nitro-benzenesulfonamide (compound 167);

4-Amino-N-((2 syn,3S)-2-Hydroxy-4-phenyl-3-((S)-
tetrahydrofuran-3-yloxy-carbonylamino)-butyl)-N-
isobutyl-benzenesulfonamide (compound 168);

30 N-Cyclopentylmethyl-4-hydroxy-N-((2 syn,3S)-2-
hydroxy-4-phenyl-3-((S)-tetrahydrofuran-3-
yloxy-carbonylamino)-butyl)-benzenesulfonamide (compound
169);



N-Cyclopentylmethyl-N-((2 syn,3S)-2-hydroxy-4-phenyl-3-((S)-tetrahydrofuran-3-yloxy-carbonylamino)-butyl)-4-nitro-benzenesulfonamide (compound 170);

4-Amino-N-cyclopentylmethyl-N-((2syn,3S)-2-hydroxy-4-phenyl-3-((S)-tetrahydrofuran-3-yloxy-carbonylamino)-butyl)-benzenesulfonamide (compound 171);

2,4-Diamino-N-cyclopentylmethyl-N-((2 syn,3S)-2-hydroxy-4-phenyl-3-((S)-tetrahydrofuran-3-yloxy-carbonylamino)-butyl)-benzenesulfonamide (compound 173);

4-Hydroxy-N-((2syn,3S)-2-hydroxy-4-phenyl-3-((S)-tetrahydrofuran-3-yloxy-carbonylamino)-butyl)-N-isobutyl-benzenesulfonamide (compound 175);

N-Cyclopentylmethyl-4-fluoro-N-((2syn,3S)-2-hydroxy-4-phenyl-3-((S)-tetrahydrofuran-3-yloxy-carbonylamino)-butyl)-benzenesulfonamide (compound 182);

3,4-Dichloro-N-cyclopentylmethyl-N-((2 syn,3S)-2-hydroxy-4-phenyl-3-((S)-tetrahydrofuran-3-yloxy-carbonylamino)-butyl)-benzenesulfonamide (compound 183); and

Benzoyloxycarbonyl-(L)-isoleucine-N-(5-((3-amino-(2 syn,3S)-2-hydroxy-4-phenyl-butyl)-isobutyl-sulfamoyl)-2-fluoro-phenyl)-acetamide (compound 187);

N-((2 syn,3S)-4-Cyclohexyl-2-hydroxy-3-((S)-tetrahydrofuran-3-yloxy-carbonylamino)-butyl)-N-cyclopentylmethyl-4-methoxy-benzenesulfonamide (compound 195).

More preferred compounds of this invention are:

(S)-N-1-(1-(S)-Benzyl-2-(syn)-hydroxyl-3-(isobutyl-(5-pyridin-2-yl-thiophene-2-sulfonyl)-amino)-propyl)-2-((quinoline-2-carbonyl)-amino)-succinamide (compound 12);

AP 0 0 0 3 9 0



(S)-N-1-(1-(S)-Benzyl-3-((4-fluoro-benzenesulfonyl)-isobutyl-amino)-2-(syn)-hydroxy-propyl)-2-((quinoline-2-carbonyl)-amino)-succinamide (compound 14);

5 (S)-N-1-(3-((4-Acetylamino-3-fluoro-benzenesulfonyl)-isobutyl-amino)-(1S,2 syn)-1-benzyl-2-hydroxy-propyl)-2-((quinoline-2-carbonyl)-amino)-succinamide (compound 15);

10 (S)-N-1-(3-((Benzo(1,2,5)oxadiazole-4-sulfonyl)-isobutyl-amino)-(1S,2 syn)-1-benzyl-2-hydroxy-propyl)-2-((quinoline-2-carbonyl)-amino)-succinamide (compound 20);

15 N-1-((1S-2 syn)-1-Benzyl-2-hydroxy-3-(1-isobutyl-3,3-dimethylsulfonylurea)-propyl)-2-((quinoline-2-carbonyl)-amino)-succinamide (compound 21);

N-(4-((2 syn,3S)-2-Hydroxy-4-phenyl-3-((S)-tetrahydrofuran-3-yloxy-carbonylamino)-butyl)-isobutyl-sulfamoyl)-phenyl)-acetamide (compound 48);

20 N-((2 syn,3S)-2-Hydroxy-4-phenyl-3-((S)-tetrahydrofuran-3-yloxy-carbonylamino)-butyl)-N-isobutyl-4-methoxy-benzenesulfonamide (compound 100);

25 4-Chloro-N-cyclopentylmethyl-N-((2 syn,3S)-2-hydroxy-4-phenyl-3-((S)-tetrahydrofuran-3-yloxy-carbonylamino)-butyl)-benzenesulfonamide (compound 116);

N-Cyclopentylmethyl-N-((2 syn,3S)-2-hydroxy-4-phenyl-3-((S)-tetrahydrofuran-3-yloxy-carbonylamino)-butyl)-4-methoxy-benzenesulfonamide (compound 140);

30 N-Cyclopentylmethyl-N-((2 syn,3S)-2-hydroxy-4-phenyl-3-(3-pyridin-3-yl-methoxy-carbonylamino)-butyl)-4-methoxy-benzenesulfonamide (compound 142);

N-Cyclopentylmethyl-N-((2 syn,3S)-2-hydroxy-4-phenyl-3-((S)-tetrahydrofuran-3-yloxy-carbonylamino)-butyl)-benzenesulfonamide (compound 148);



N-Cyclohexylmethyl-N-((2 syn,3S)-2-hydroxy-4-phenyl-3-((S)-tetrahydrofuran-3-yloxy-carbonylamino)-butyl)-4-methoxy-benzenesulfonamide (compound 158);

N-(4-(Cyclohexylmethyl)-((2 syn,3S)-2-hydroxy-4-phenyl-3-((S)-tetrahydrofuran-3-yloxy-carbonylamino)-butyl)-sulfamoyl-phenyl)-acetamide (compound 160);

N-cyclopentylmethyl-4-hydroxy-N-((2 syn,3S)-2-hydroxy-4-phenyl-3-(pyridin-3-yl-methoxy-carbonylamino)-butyl)-benzenesulfonamide (compound 166);

4-Amino-N-((2 syn,3S)-2-Hydroxy-4-phenyl-3-((S)-tetrahydrofuran-3-yloxy-carbonylamino)-butyl)-N-isobutyl-benzenesulfonamide (compound 168);

4-Amino-N-cyclopentylmethyl-N-((2syn,3S)-2-hydroxy-4-phenyl-3-((S)-tetrahydrofuran-3-yloxy-carbonylamino)-butyl)-benzenesulfonamide (compound 171);

2,4-Diamino-N-cyclopentylmethyl-N-((2 syn,3S)-2-hydroxy-4-phenyl-3-((S)-tetrahydrofuran-3-yloxy-carbonylamino)-butyl)-benzenesulfonamide (compound 173);

4-Hydroxy-N-(2syn,3S)-2-hydroxy-4-phenyl-3-((S)-tetrahydrofuran-3-yloxy-carbonylamino)-butyl)-N-isobutyl-benzenesulfonamide (compound 175); and

N-((2 syn,3S)-4-Cyclohexyl-2-hydroxy-3-((S)-tetrahydrofuran-3-yloxy-carbonylamino)-butyl)-N-cyclopentylmethyl-4-methoxy-benzenesulfonamide (compound 195).

The sulfonamides of this invention may be synthesized using conventional techniques. Advantageously, these compounds are conveniently synthesized from readily available starting materials.

The compounds of this invention are among the most readily synthesized HIV protease inhibitors known. Previously described HIV protease inhibitors often contain four or more chiral centers, numerous peptide

AP 000390



linkages and/or require air-sensitive reagents (such as organometallic complexes) to effect their synthesis. The relative ease with which the compounds of this invention can be synthesized represents an enormous advantage in the large scale production of these compounds.

In general, sulfonamides of formula I are conveniently obtained from α -amino acid derivatives having the general formula $A-(B)_x-NH-CH(D)-COOH$, wherein A, B, X and D are defined as above for the compounds of formula I. Such α -amino acid derivatives are often commercially available or may be conveniently prepared from commercially available α -amino acid derivatives using known techniques. See, for example, T.W. Greene and P.G.M. Wuts, "Protective Groups in Organic Synthesis", 2nd Ed., John Wiley and Sons (1991). Although this invention envisions the use of racemic mixtures of such starting materials, when $x = 0$, a single enantiomer in the S configuration is preferred.

Using known techniques, the α -amino acid derivative of general formula $A-(B)_x-NH-CH(D)-COOH$ may be readily converted to an amino ketone derivative of general formula $A-(B)_x-NH-CH(D)-CO-CH_2-X$, wherein X is a leaving group which suitably activates the α -carbon (i.e., makes the methylene susceptible to nucleophilic attack). Suitable leaving groups are well known in the art and include halides and sulfonates, such as methanesulfonate, trifluoromethanesulfonate or 4-toluenesulfonate X may also be a hydroxyl which is converted in situ to a leaving group (e.g. by treatment with a trialkyl- or triarylphosphine in the presence of a dialkylazodicarboxylate). Methods for the formation of such amino ketone derivatives also are well known to those of skill in the art (see, for example, S.J.



Pittkau, J. Prakt. Chem., 315, p. 1037 (1973)).

Alternatively, certain amino ketone derivatives are commercially available (e.g., from Bachem Biosciences, Inc., Philadelphia, Pennsylvania).


5 The amino ketone derivative may then be reduced to the corresponding amino alcohol, represented by the formula $A-(B)_x-NH-CH(D)-CH(OH)-CH_2-X$. Many techniques for reduction of amino ketone derivatives such as $A-(B)_x-NH-CH(D)-CO-CH_2-X$ are well known to those
10 of ordinary skill in the art (Larock, R.C. "Comprehensive Organic Transformations", pp. 527-547, VCH Publishers, Inc.© 1989 and references cited therein). A preferred reducing agent is sodium borohydride. The reduction reaction is conducted at a
15 temperature of from about -40°C to about 40°C (preferably, at about 0°C to about 20°C), in a suitable solvent system such as, for example, aqueous or neat tetrahydrofuran or a lower alcohol, such as methanol or ethanol. Although this invention envisions both
20 stereospecific and non-stereospecific reduction of the amino ketone derivative $A-(B)_x-NH-CH(D)-CO-CH_2-X$, stereoselective reduction is preferred. Stereoselective reduction may be accomplished by use of chiral reagents known in the art. In the present
25 invention, stereoselective reduction may be conveniently achieved, for instance, under non-chelating reducing conditions, where chiral induction of the newly formed hydroxyl group is set by the stereochemistry of the D group (i.e., Felkin-Ahn addition of hydride). We particularly prefer
30 stereoselective reductions wherein the resulting hydroxyl is syn to D. We have found that when the hydroxyl group is syn to D, the final sulfonamide product is an HIV protease inhibitor of higher potency
35 than the anti diastereomer.

AP 000 390



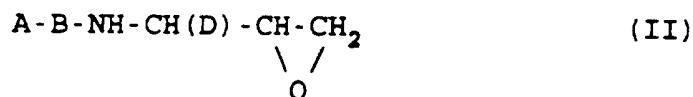
The hydroxyl group of the amino alcohol may optionally be protected by any known oxygen protecting group (such as trialkylsilyl, benzyl, or alkyloxymethyl) to yield a protected amino alcohol having the formula $A-(B)_x-NH-CH(D)-C(OR^6)-CH_2-X$, wherein R^6 is H or any suitable hydroxy protecting group. Several useful protecting groups are described in T.W. Greene and P.G.M. Wuts, Protective Groups in Organic Synthesis, 2d Ed., John Wiley and Sons (1991).

The amino alcohol may then be reacted with a nucleophilic amine compound to form an intermediate of formula III:



wherein D and R^6 are as described above, and L is either D' (as described for compounds of formula I) or hydrogen.

In a particularly advantageous synthetic scheme, simultaneous activation of the methylene and protection of the alcohol may be accomplished by forming an N-protected amino epoxide from the oxygen and its adjacent methylene to give an intermediate of formula II:



wherein A, B and D are as defined above for compounds of formula I. Suitable solvent systems for preparing the N-protected amino epoxide include ethanol, methanol, isopropanol, tetrahydrofuran, dioxane, dimethyl formamide and the like (including mixtures thereof). Suitable bases for producing the epoxide

include alkali metal hydroxides, potassium t-butoxide, DBU and the like. A preferred base is potassium hydroxide.

5 Reaction of the N-protected amino epoxide or
other suitably activated intermediates with an amine is
carried out neat, i.e. in the absence of solvent, or in
the presence of a polar solvent such as lower alkanols,
water, dimethylformamide or dimethylsulfoxide. The
10 reaction can be carried out conveniently between about
0°C and 120°C, preferably between about 20°C and 100°C.
Alternatively, the reaction may be carried out in the
presence of an activating agent, such as activated
alumina in an inert solvent, preferably an ether, such
as diethyl ether, tetrahydrofuran, dioxane, or tert-
15 butyl methyl ether, conveniently from about room
temperature to about 110°C, as described by Posner and
Rogers, J. Am. Chem. Soc., 99, p. 8208 (1977). Other
activating reagents include lower trialkylaluminum
species, such as triethylaluminum, or dialkylaluminum
20 halide species, such as diethylaluminum chloride
(Overman and Flippin, Tetrahedron Letters, p. 195
(1981)). Reactions involving these species are
conveniently carried out in inert solvents such as
dichloromethane, 1,2-dichloroethane, toluene, or
25 acetonitrile between about 0°C and about 110°C.
Further methods of displacing leaving groups, or
opening epoxides with amines or their equivalents such
as azides or trimethylsilyl cyanide (Gassman and
Guggenheim, J. Am. Chem. Soc. 104, p. 5849 (1982)), are
30 known and will be apparent to those of ordinary skill
in the art.

Compounds of formulae II and III, and
functionality-protected derivatives thereof, are useful
as intermediates for the preparation of compounds of
35 formula I. In those cases where L represents D',

AP 000 390



compounds of formula III may be converted to compounds of formula I by reaction with sulfonyl-activated species to form sulfonamides, sulfonyl ureas, thiocarbamates and the like. Methods for preparing such sulfonyl-activated species are well within the ordinary skill of the art. Typically, sulfonyl halides are used to obtain sulfonamides. Many sulfonyl halides are commercially available; others may be easily obtained using conventional synthetic techniques (Gilbert, E.E. "Recent Developments in Preparative Sulfonation and Sulfation" Synthesis 1969: 3 (1969) and references cited therein; Hoffman, R.V. "M-Trifluoromethylbenzenesulfonyl Chloride" Org. Synth. Coll. Vol. VII, John Wiley and Sons (1990); Hartman, G.D. et. al. "4-Substituted Thiophene-and Furan-2-sulfonamides as Topical Carbonic Anhydrase Inhibitors" J. Med. Chem., 35, p. 3822 (1992) and references cited therein. Sulfonyl ureas are usually obtained by the reaction of an amine with sulfonyl chloride or a suitable equivalent such as sulfonyl-bis-imidazole or sulfonyl-bis-N-methyl imidazole. Thiocarbamates are typically obtained by the reaction of an alcohol with sulfonyl chloride or a suitable equivalent such as sulfonyl-bis-imidazole or sulfonyl-bis-N-methyl imidazole.

In the case of compounds of formula III wherein L is hydrogen, conversion of the resultant primary amine to a secondary amine may be carried out by known techniques. Such techniques include reaction with an alkyl halide of alkyl sulfonate, or by reductive alkylation with an aldehyde or carboxylic acid or activated derivative thereof using, for instance, catalytic hydrogenation or sodium cyanoborohydride (Borch et al., J. Am. Chem. Soc., 93, p. 2897 (1971)). Alternatively, the primary amine may be acylated



followed by reduction with borane or another suitable
reducing reagent, for example, as described by Cushman
et al., J. Org. Chem., 56, p. 4161 (1991). This
technique is especially useful in compounds of formula
5 III where B is absent and A represents a protecting
group such as tert-butoxycarbonyl (Boc) or
benzyloxycarbonyl (Cbz).

If variable A of a particular compound
of formula I represents a removable protecting group,
10 removal of that group followed by reaction of the
resulting amine with an appropriate activated reagent
will advantageously yield a different compound of
formula I. For instance, reaction with an activated
carboxylate, such as an acyl halide (e.g., acid fluo-
15 rides, acid chlorides, and acid bromides), an activated
ester such as nitrophenyl ester or 1-
hydroxysuccinimide (HOSu) ester, an anhydride such as
the symmetrical anhydride or isobutyl anhydride, or
mixed carbonic-phosphoric or carbonic-phosphinic anhy-
20 drides, will yield the corresponding amide. Ureas may
be obtained by reaction with isocyanates or amines in
the presence of bis-activated carbonic acid derivatives
such as phosgene or carbonyldiimidazole. Carbamates may
be obtained by reaction with chlorocarbonates, with
25 carbonates esterified with leaving groups such as 1-
hydroxybenzotriazole (HOBT) or HOSu, or with alcohols
in the presence of bis-activated carbonic acid
derivatives such as phosgene or carbonyldiimidazole. It
will be readily recognized that in order to facilitate
30 specific reactions, the protection of one or more
potentially reactive groups followed by subsequent
removal of that group may be required. Such
modification to the reaction schemes outlined above are
within the ordinary skill of the art.

AP 000390



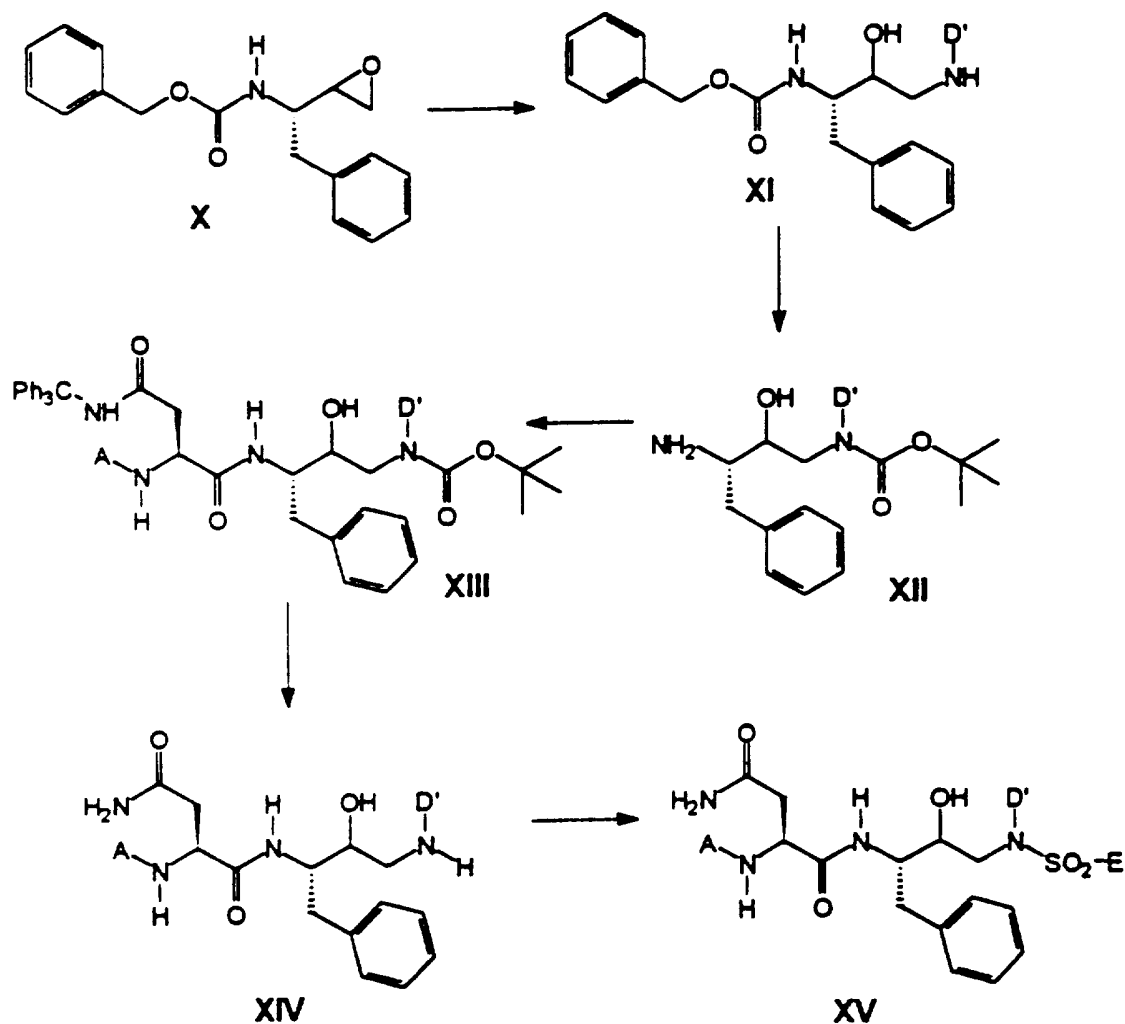
If variable B of a particular compound of formula I is absent and variable A of that compound represents a removable protecting group, removal of A, followed by reaction of the resulting amine with an amino acid or suitably N-protected derivative thereof, followed by a subsequent reaction of the free α -amine if present, as described above, will yield a further compound of formula I. The addition of amino acids and their derivatives is accomplished by well known methods of peptide synthesis. Some of these methods are generally set forth in Bodanszky and Bodanszky, "The Practice of Peptide Synthesis", Springer-Verlag, Berlin, Germany (1984) and in the "The Peptides", Gross and Meinhofer (Eds); Academic Press, 1979, Vols. I-III, which are incorporated herein by reference.

Typically, for solution phase synthesis of peptides, the α -amine of the amino acid to be coupled is protected by Boc, Cbz, allyloxycarbonyl (Alloc) or 9-fluorenylmethoxycarbonyl (Fmoc), while the free carboxyl is activated by reaction with a carbodiimide such as dicyclohexylcarbodiimide (DCC), 1-(3-dimethylaminopropyl)-3-ethylcarbodiimide hydrochloride (EDC), or diisopropylcarbodiimide (DIC), optionally in the presence of a catalyst such as HOBT, HOSu, or dimethylaminopyridine (DMAP). Other methods which proceed through the intermediacy of activated esters, acid halides, enzyme-activated amino acids and anhydrides including N-carboxy-anhydrides, symmetrical anhydrides, mixed carbonic anhydrides, carbonic-phosphinic and carbonic-phosphoric anhydrides are also suitable. After the peptide has been formed, protecting groups may be removed by methods described in the references listed above, such as by hydrogenation in the presence of a palladium, platinum or rhodium catalyst, treatment with sodium in liquid



ammonia, hydrochloric, hydrofluoric, hydrobromic, formic, trifluoromethanesulfonic, or trifluoroacetic acid, secondary amines, fluoride ion, trimethylsilyl halides including bromide and iodide, or alkali.

- 5 One particularly useful synthetic scheme for producing sulfonamides of formula XV is shown below:



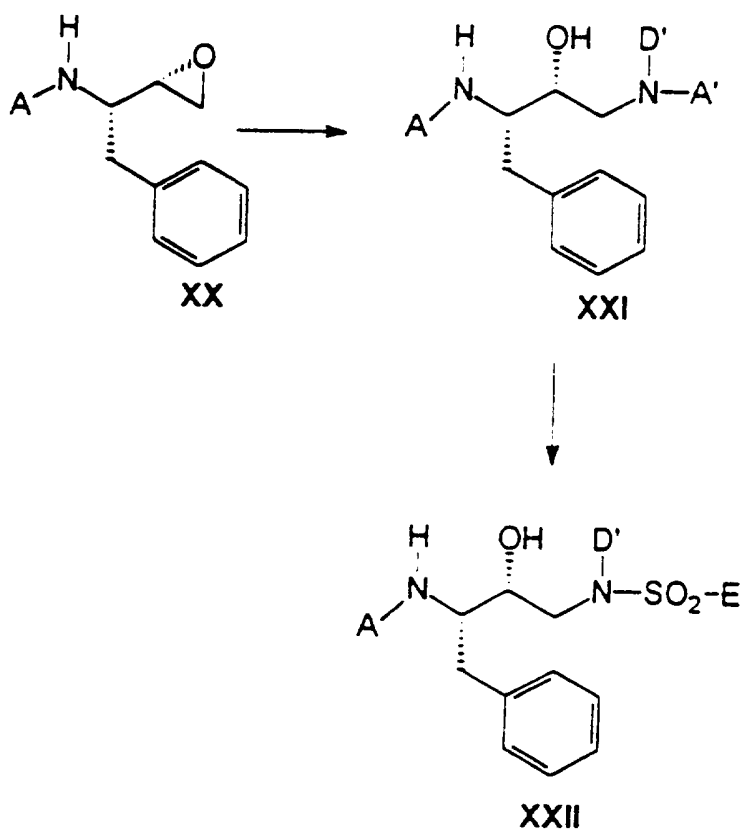
AP000390



Compounds of formula X may be advantageously synthesized from readily available starting materials (see D.P. Getman, J. Med. Chem., 36, p. 288 (1993)). Each step of the above synthetic scheme may be carried out as generally described above.

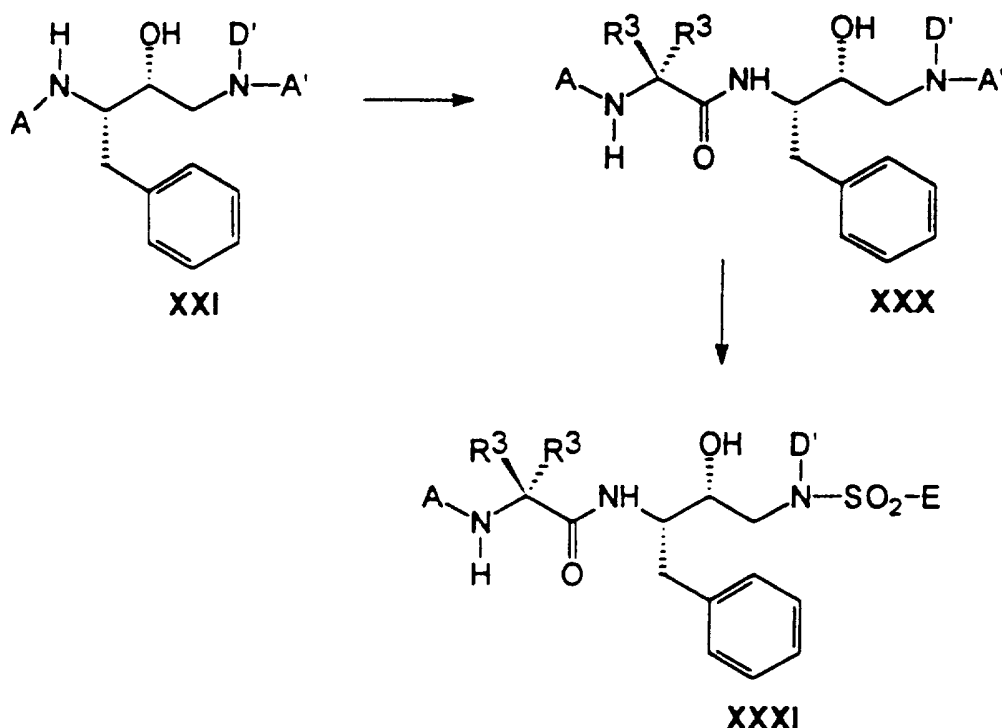
5

A particularly useful synthetic scheme for producing the preferred sulfonamides of formula XXII is shown below:



Compounds of formula XX may be advantageously synthesized from readily available starting materials (see B.E. Evans et al., *J. Org. Chem.*, 50, p. 4615 (1985)). Each step of the above synthetic scheme may be carried out as generally described above.

After converting a compound of formula XX to a compound of formula XXI, as detailed in the previous reaction scheme, the compound of formula XXI may alternatively be reacted with an amino acid or amino acid derivative, as described generally above, to yield a preferred compound of formula XXXI. A particularly useful synthetic scheme utilizing this strategy is set forth below:



AP 000390



As can be appreciated by the skilled artisan, the above synthetic schemes are not intended to comprise a comprehensive list of all means by which the compounds described and claimed in this application may be synthesized. Further methods will be evident to those of ordinary skill in the art.

The compounds of this invention may be modified by appending appropriate functionalities to enhance selective biological properties. Such modifications are known in the art and include those which increase biological penetration into a given biological system (e.g., blood, lymphatic system, central nervous system), increase oral availability, increase solubility to allow administration by injection, alter metabolism and alter rate of excretion.

The compounds of formula I are characterized by a superior ability to inhibit HIV protease activity and viral replication. We believe that this is due to specific steric and electronic interactions between the protease and compounds of formula I. This belief stems from our analysis of the structural basis for the activity of compounds of formula I, in view of the known crystal structures of HIV protease and bound inhibitors, such as the structure reported in Miller et al. "Structure of Complex of Synthetic HIV-1 Protease with a Substrate-Based Inhibitor at 2.3 Å Resolution", Science, vol. 246, pp. 1149-1152 (1989), which is incorporated herein by reference, as well as structures determined in our laboratories. According to these structures, the active site of HIV aspartyl protease is defined by a deep groove containing subpockets for accommodation of various side chains of the protease substrate -- referred to as P_1 - P_n and P_1' - P_n' , according to conventional protease nomenclature. In the center



of the groove, lie two aspartic acid residues (Asp25 and Asp25' according to the numbering system of Miller et al.) in a manner typical of the active site aspartates of known aspartyl proteases, which are
5 believed to be the catalytic residues of the enzyme. The groove is covered by two C₂-symmetrically disposed "flaps" which also make various direct and indirect contacts with bound substrates.

We believe that the substituents A, D, D' and
10 E of the compounds of formula I associate with HIV protease by way of hydrophobic forces in the binding pockets of the enzyme. We also believe that the sulfonamide group hydrogen binds tightly to a water molecule held by hydrogen bonds to the flaps of the
15 protease ("the flap water molecule"; water molecule 511, according to the Miller et al. numbering system).

In view of the above discovery, an alternative embodiment of this invention relates to novel HIV protease inhibitors possessing certain
20 structural and physicochemical features. We have discovered that compounds possessing the following novel combination of features are surprisingly effective HIV protease inhibitors:

(1) a first and a second hydrogen bond
25 acceptor moiety, at least one of which is more highly polarizable than a carbonyl, said moieties being the same or different, and being capable of hydrogen bonding with the hydrogen atoms of the flap water molecule of an HIV aspartyl protease when the compound
30 is bound thereto;

(2) substantially hydrophobic moieties which associate with the P₁ and P₁' binding pockets of said HIV aspartyl protease when the compound is bound thereto;

06000390
AP 0000390



(3) a third hydrogen bonding moiety, which may be either a hydrogen bond donor or acceptor, capable of simultaneously hydrogen bonding to Asp25 and Asp25' of said HIV aspartyl protease when the compound is bound thereto;

(4) an additional occupied volume of space of at least 100 \AA^3 when the compound is bound to the active site of said HIV aspartyl protease, said space overlapping with the volume of space that would be filled by a native substrate of said HIV aspartyl protease or a nonhydrolyzable isostere thereof;

(5) a deformation energy of binding of the compound to said HIV aspartyl protease of not greater than 10 kcal/mole; and

(6) a neutral or favorable enthalpic contribution from the sum of all electrostatic interactions between the compound and the protease when the compound is bound to said HIV aspartyl protease.

Compounds having the above-cited features can be readily identified or designed by one of ordinary skill in the art using a combination of chemical reasoning and computational methods. For example, those of ordinary skill in the art can readily identify or choose hydrogen bonding and hydrophobic moieties or groups required in features (1)-(3), while features (4)-(6) can be ascertained using well known computational methods for determination of structural (e.g. conformational) and energetic properties of molecules.

Furthermore, compounds characterized by features (1) through (6) listed above may be obtained using any conventional technique, including chemical synthesis and natural product isolation. We prefer using the synthetic schemes detailed above for compounds of formula I.



We have discovered that when an HIV protease inhibitor forms hydrogen bonds to the flap water molecule through two hydrogen bonding moieties, at least one of which is more highly polarizable than a carbonyl, the ability of those compounds to inhibit HIV protease activity is dramatically improved, as compared with conventional HIV protease inhibitors.

While not wishing to be bound by theory, we believe that the strong hydrogen bonds that form between the flap water molecule and the two hydrogen bonding moieties, at least one of which is more highly polarizable than a carbonyl, lower the overall binding energy of the inhibitor. Most HIV protease inhibitors known in the art utilize only carbonyl groups for hydrogen bonding to the flap water molecule and are, thus, inferior to those of the present invention. We believe that the increased polarization that results from the large dipole moment of the highly polarizable hydrogen bonding moiety (as compared to the dipole moment of a carbonyl moiety) creates a stronger and tighter hydrogen bond with the flap water molecule. We prefer to utilize tetravalent oxygenated sulfur, hexavalent oxygenated sulfur and pentavalent oxygenated phosphorus as the highly polarizable hydrogen bonding moiety. Tetravalent oxygenated sulfur and hexavalent oxygenated sulfur are more preferred as the highly polarizable hydrogen bonding moiety. Hexavalent oxygenated sulfur ($-\text{SO}_2-$) is most preferred.

We have found that when the highly polarizable hydrogen bonding moiety is a sulfonamide, the overall binding energy of the inhibitor is particularly low. We believe that this increased stability is due to particular conformational characteristics of the sulfonamide S-N bond. Specifically, the sulfonamide S-N bond exists in only

AP 000 390



two low-energy rotamers (see J.B. Nicholas et al., J. Phys. Chem., 95, p. 9803 (1991) and R.D. Bindal et al., J. Am. Chem. Soc., 112, p. 7861 (1990)). This has the effect of locking that portion of the molecule into a favorable conformation wherein one or both of the highly polarized S=O oxygens can be involved in hydrogen bonding interactions with the flap water.

The remaining five structural and physicochemical features recited above (i.e., features (2) through (6)) are generally recognized in the art to improve the ability of a compound to competitively inhibit HIV protease activity. Although there are several other features thought to increase the inhibitory property (such as binding of the inhibitor backbone to the enzyme), we have discovered that the combination of the five above-cited elements alone, together with novel element (1), typifies effective HIV protease inhibitors.

In general, the binding energy of a particular protease inhibitor is lowered when hydrophobic moieties on the inhibitor are located so as to associate with the enzyme's hydrophobic binding pockets. In the case of HIV-1 protease, the location and nature of the P_1 and P_1' binding pockets are known to those of ordinary skill in the art (see, for example, M. Miller et al., cited above). Substantially hydrophobic side chains which fit into the well defined P_1 and P_1' binding pockets are also known to those in the art. Preferred side chains are located within 4 Å of the enzyme when bound to HIV protease. Preferred hydrophobic side chains include those substantially similar to those of hydrophobic natural and unnatural α -amino acids, including alanine, valine, leucine, isoleucine, methionine, phenylalanine, α -amino isobutyric acid, alloisoleucine, tyrosine, and



tryptophan. Insofar as a portion of this side chain is in contact with bulk solvent or protrudes out of the enzyme, it is not considered to be wholly within P_1 or P_1' and may contain polar functionality such as a charged amine at that location.

It has also been established in the art that the presence of a hydroxyl group within hydrogen bond proximity to the two catalytic aspartic acid residues of HIV protease (Asp25 and Asp25') is an important feature of an effective HIV protease inhibitor (see, for example, R. Bone et al., "X-ray Crystal Structure of the HIV Protease Complex with L-700,417, an Inhibitor with Pseudo C_2 Symmetry", J. Am. Chem. Soc., 113, pp. 9382-84 (1991)). It is further understood that the geometry of the Asp-binding hydrogen bonding moiety is of particular importance. Although we prefer to use a hydroxyl group at this position, any hydrogen bonding moiety that is capable of forming hydrogen bonds with the Asp residues is acceptable. Such hydrogen bonding moieties are known to those of skill in the art (e.g., phosphinic acid (D. Grobelny et al., Biochem. Biophys. Res. Commun., 169, p. 1111 (1990))).

It is further understood that binding of competitive inhibitors to HIV protease is optimally accomplished by having the inhibitor traverse a volume overlapping that occupied by the native polypeptide substrate when it is bound to the active site of the enzyme. Effective HIV protease inhibitors typically have a relatively small difference in energy between their bound and free states (i.e., a small deformation energy of binding). The most preferred HIV protease inhibitors of this invention have a deformation energy of binding of not greater than 10 kcal/mole (preferably, not greater than 7 kcal/mole). It should be noted, however, that HIV protease inhibitors may

AP 000390



interact with HIV protease in more than one conformation which is similar in overall binding energy (see K.H.M. Murthy, J. Biol. Chem., 267, (1992)). In those cases, the deformation energy of binding is taken to be the difference between the energy of the free compound and the average energy of the conformations observed when the inhibitor binds to the enzyme.

Furthermore, it is understood that the most effective protease inhibitors also lack repulsive electrostatic interaction with the target protease in their bound state. Such non-complementary (e.g., electrostatic) interactions include repulsive charge-charge, dipole-dipole and charge-dipole interactions. Specifically, in the most preferred HIV protease inhibitors of this invention, the sum of all electrostatic interactions between the compound and the enzyme when the compound is bound to HIV protease makes a neutral or favorable contribution to the enthalpy of binding.

Preferred compounds characterized by the above features (1)-(6) are compounds of formula XL:



wherein:

Q^1 and Q^2 are independently hydrogen bond acceptor moieties capable of binding with the hydrogen atoms of the flap water molecule of an HIV aspartyl protease, with the proviso that at least one of Q^1 or Q^2 is more highly polarizable than a carbonyl;

M is a hydrogen bonding moiety, which may be either a hydrogen bond donor or acceptor, capable of simultaneously hydrogen bonding to Asp25 and Asp25' of said HIV aspartyl protease;

L¹ and L² are independently acyclic or cyclic linker moieties; and

each of Z¹ and Z² may be optionally present and, if present, are independently selected from groups which occupy a volume of space overlapping with the volume of space that would be filled by the native substrate of said HIV aspartyl protease.

More preferred compounds of formula XL contain at least one group Q¹ or Q² comprising -SO₂-. Most preferred compounds of formula XL contain at least one group Q¹ or Q² comprising a substituted sulfonamide.

In one embodiment of this invention, compounds of formula XL may be further constrained by "conformational locks", such as a macrocyclic ring structure. Such constraints are well known in the art of peptidomimetics and may result in compounds with strong biological activity. See, for example, Dhanoa, D.S. et al. "The Synthesis of Potent Macrocyclic Renin Inhibitors" Tetrahedron Lett. 33, 1725 (1992) and Flynn, G.A. et al. "An Acyl-Iminium Ion Cyclization Route to a Novel Conformationally Restricted Dipeptide Mimic: Applications to Angiotensin-Converting Enzyme Inhibition" J. Am. Chem. Soc. 109, 7914 (1989)).

This invention also includes novel methods for accurate identification, design, or prediction of HIV inhibitors characterized by structural and physicochemical features (1) through (6). By virtue of these methods, the skilled artisan can routinely predict and produce particularly effective HIV protease inhibitors.

We have found that the following method for identification, design or prediction of effective HIV protease inhibitors is particularly useful;

AP 000390



(a) selecting a candidate compound of defined chemical structure containing a first and a second hydrogen bond acceptor moiety, at least one of which is more highly polarizable than a carbonyl, said moieties being the same or different; a third hydrogen bonding moiety, which may be either a hydrogen bond donor or acceptor; and at least two substantially hydrophobic moieties;

(b) determining a low-energy conformation for binding of said compound to the active site of an HIV aspartyl protease;

(c) evaluating the capability of said first and second hydrogen bond acceptor moieties to form hydrogen bonds to the flap water molecule of said HIV aspartyl protease when said compound is bound thereto in said conformation;

(d) evaluating the capability of said substantially hydrophobic moieties to associate with the P_1 and P_1' binding pockets of said HIV aspartyl protease when said compound is bound thereto in said conformation;

(e) evaluating the capability of said third hydrogen bonding moiety to form hydrogen bonds to Asp25 and Asp25' of said HIV aspartyl protease when said compound is bound thereto in said conformation;

(f) evaluating the overlap of the occupied volume of said compound when said compound is bound to said HIV aspartyl protease in said conformation and the occupied volume of a native substrate of HIV aspartyl protease or a nonhydrolyzable isostere thereof, when said polypeptide is bound to said HIV aspartyl protease;

(g) evaluating the deformation energy of binding of said compound to said HIV aspartyl protease;



(h) evaluating the enthalpic contribution of the sum of all electrostatic interactions between said compound and said HIV aspartyl protease when said compound is bound thereto in said conformation; and

(i) accepting or rejecting said candidate compound as an HIV protease inhibitor based upon the determinations and evaluations carried out in steps (b) through (h).

Using the novel combination of steps set forth in this screening method, the skilled artisan can advantageously avoid time consuming and expensive experimentation to determine enzymatic inhibition activity of particular compounds. The method is also useful for facilitating rational design of HIV protease inhibitors and anti-HIV viral agents, including therapeutic and prophylactic agents against HIV infection. Accordingly, the present invention relates to such inhibitors and anti-viral agents produced by the screening method described above.

A variety of conventional techniques may be used to carry out each of the above evaluations. Generally, these techniques involve determining the location and binding proximity of a given moiety, the occupied volume of space of a bound compound, the deformation energy of binding of a given compound and electrostatic interaction energies. Examples of conventional techniques useful in the above evaluations include: quantum mechanics, molecular mechanics, molecular dynamics, Monte Carlo sampling, systematic searches and distance geometry methods (G.R. Marshall, Ann. Ref. Pharmacol. Toxicol., 27, p. 193 (1987)). Specific computer software has been developed for use in carrying out these methods. Examples of programs designed for such uses include: Gaussian 92, revision C

AP 000390



(M.J. Frisch, Gaussian, Inc., Pittsburgh, PA ©1992); AMBER, version 3.0 (U.C. Singh, University of California at San Francisco, ©1992); QUANTA/CHARMM (Molecular Simulations, Inc., Burlington, MA ©1992);
5 and Insight II/Discover (Biosym Technologies Inc., San Diego, CA ©1992). These programs may be implemented, for instance, using a Silicon Graphics workstation, IRIS 4D/35 or IBM RISC/6000 workstation model 550. Other hardware systems and software packages will be
10 known and of evident applicability to those skilled in the art.

Additional analysis of the actual detailed interactions of the HIV protease-inhibitor complex can be employed to ascertain more specifically the binding
15 associations between the enzyme and the bound inhibitor. Such analysis may be carried out, for example, by studying a solution of the complex by single- and multi-dimensional NMR techniques. Advantageously, the enzyme and/or the inhibitor may be
20 enriched with stable isotopes such as ^{13}C , ^{15}N and ^2H to more easily determine binding conformation and proximity. Techniques, such as isotope editing, may be used to enhance the resolution with which the interactions are observed.

25 Either as an alternative or a supplemental analysis, the HIV protease-inhibitor complex may be studied by single crystal X-ray diffraction. The process of determining the structures of protein/inhibitor complexes using the X-ray techniques
30 described above is well known and has been used for many different complexes (see T.L. Blundel and L.N. Johnson, Protein Crystallography, Academic Press, (1976) and Methods in Enzymology, volumes 114 and 115, H.W. Wyckoff et al., eds., Academic Press (1985)).



This technique can employ, for instance, a highly purified preparation of HIV protease complexed with an inhibitor of interest in a buffered solution (typically at a pH of between about 4.5 and about 8.0).

5 The complex is allowed to crystallize in the presence of a precipitation agent (such as ammonium sulfate) under conditions which yield single crystals of the complex. Specific conditions for crystallizing HIV protease with various inhibitors have been well
10 documented (see, for example, G.B. Dreyer et al., Biochemistry, 31, p. 6646 (1992)). Application of a concentrated X-ray beam to an appropriately prepared and mounted crystal (preferably, an X-ray beam from a rotating anode X-ray generator or synchrotron) will
15 yield a diffraction pattern from the reflected X-ray beam.

Detection of the diffracted rays may be carried out by visualizing photographic paper exposed to the diffracted X-rays or alternatively, by using a
20 multiwire area detector (such as that manufactured by Siemens Analytical X-Ray Instruments, Inc. (Madison, WI)) or an R-axis II image plate system from Rigaku Corporation (distributed by Molecular Structure Corporation, The Woodlands, TX). Other systems for
25 generating and collecting X-ray diffraction data will be known to those of ordinary skill in the art.

Refinement of the X-ray diffraction data yields a three dimensional structure. Computer software (such as X-PLOR (Yale University, ©1992,
30 distributed by Molecular Simulations, Inc.) has been developed to carry out this refinement.

In general, using the above techniques with an appropriately prepared crystalline complex, a structure may be refined to about 2-3 Å with an R value
35 of about 0.25 or less. As the skilled artisan can

AP 000390



appreciate, these values are adequate to determine the interactions between HIV protease and a given compound such that it will be clear if features (1) through (6) are present and consequently, whether that given
5 compound is an HIV aspartyl protease inhibitor. Thus, additional inhibitors according to this invention may be designed and predicted based on a combination of crystallographic structural information and computational analysis.

10 For example, to predict the binding of a candidate inhibitor according to this invention, the inhibitor is examined to determine whether the molecule contains functionality which is not well represented by the existing forcefield models in CHARMM (Molecular
15 Simulations Incorporated, Burlington, MA) or AMBER (Professor P.A. Kollman, UCSF). If any functionality is not well represented, we then examine all published structural information for molecules containing such functionality, and in some cases perform high-level ab
20 initio calculations on simple molecules containing these functionalities to determine their preferred conformations and the energy differences between various conformations. More accurate parameters describing these functional groups may then be derived
25 for the CHARMM and/or AMBER forcefields and used in subsequent calculations.

Next, the candidate inhibitor is aligned in 3-dimensional space with other, related inhibitors whose bound conformations have previously been
30 determined by x-ray crystallography. Both Van der Waals volume and electrostatic potentials are used to direct the alignment process. The alignment is typically done with software like Quanta (Molecular Simulations) or InsightII (Biosym Technologies, San
35 Diego, CA). This alignment can be done manually within

this software, or more automated alignment procedures within the software (e.g. the "superimpose" option of Quanta or the "APEX" module of InsightII) may be used. The result of this alignment is a first guess of the "bound" conformation of the candidate inhibitor. This inhibitor is then docked in the active site of HIV protease, and the conformation is energy minimized with the enzyme atoms held fixed in space. These minimizations are typically done using the CHARMM or AMBER forcefields.

Because inhibitors can sometimes bind in multiple or unexpected conformations within an active site, we often then carry out further searches of the bound conformation of the enzyme-inhibitor complex. For example, a variety of Monte Carlo search techniques (e.g. as found in the Conformational Search Module of Quanta) may be used, along with high-temperature dynamics and simulated annealing. These search techniques reveal whether there are alternative, reasonable low-energy conformations in which the inhibitor may bind to the enzyme. The effects of solvation and desolvation in the formation of the various enzyme-inhibitor complexes may be estimated with programs such as DELPHI (Biosym), Polaris (Molecular Simulations) and AMSOL (Professor C. Cramer, University of Minnesota). The result of this searching is a set of one or more bound conformations for the candidate inhibitor.

For each of the low-energy conformations, waters may then be added to the active site of the enzyme and the entire system relaxed. Finally, molecular dynamics simulations may be used to study the detailed motions of the enzyme, the inhibitor, and related water molecules.

AP 000390



The final set of remaining low-energy conformations (typically a very small number) represents our predictions of the bound conformation of the candidate inhibitor. Each conformation includes our estimate of the dynamic flexibility of the entire system (inhibitor, enzyme, and waters).

The more advanced methodology is typically applied to the study of the first few compounds in a series, when there are the greatest uncertainties about the possible binding mode(s) in the enzyme active site. For later compounds within a series, the low energy conformers obtained from the searches on earlier compounds provide information about the possible low energy conformers of the inhibitor compounds. In addition, crystallographic information about the conformation of the bound complexes of earlier compounds within a series is often available. This prior computational and structural work advantageously facilitates the prediction of the bound conformation of candidate inhibitor molecules.

To exemplify the above screening method, we have carried out the following evaluation of compound 140 (Table II), a preferred compound of this invention, as described below.

Prediction of Binding Conformation and Energy of Compound 140 to HIV Protease

The forcefield for the benzenesulfonamide portion of compound 140 was derived from ab initio calculations and incorporated into the AMBER forcefield. The latest CHARMM forcefield parameters for this moiety were found to be adequate for energy minimization studies and are used in all Quanta/CHARMM calculations.

The low energy conformers obtained from the conformational searches on earlier compounds in the sulfonamide series (such as compound 16) provided information about the possible low energy conformers of compound 140. These low energy conformers were aligned in 3-dimensional space with other related inhibitors whose bound conformations have previously been determined by x-ray crystallography. This alignment process was carried out manually within Quanta and, in some cases, was assisted with the "conformational search" option of Quanta. The reference crystal structure used in this alignment was the complex of HIV-1 protease with compound 16. This inhibitor structure was energy minimized in the active site of the enzyme using Quanta/CHARM. The enzyme atoms were held fixed during this minimization. Only the flap water was included. Later simulations allowed the enzyme to relax and used a variety of dielectric approximations. A single low-energy conformation which was consistent with all previous conformational simulations and crystallographic data was obtained (see Figure 1). This predicted binding conformation was later found to be essentially in agreement with the results obtained by x-ray crystallography (see Figures 2 and 3).

As discussed above, the novel compounds of the present invention are excellent ligands for aspartyl proteases, particularly HIV-1 and HIV-2 proteases. Accordingly, these compounds are capable of targeting and inhibiting late stage events in HIV replication, i.e., the processing of the viral polyproteins by HIV encoded proteases. Such compounds inhibit the proteolytic processing of viral polyprotein precursors by inhibiting aspartyl protease. Because aspartyl protease is essential for the production of

AP000390



5 mature virions, inhibition of that processing
effectively blocks the spread of virus by inhibiting
the production of infectious virions, particularly from
chronically infected cells. Compounds according to
10 this invention advantageously inhibit the ability of
the HIV-1 virus to infect immortalized human T cells
over a period of days, as determined by an assay of
extracellular p24 antigen -- a specific marker of viral
replication. Other anti-viral assays have confirmed
15 the potency of these compounds.

The compounds of this invention may be
employed in a conventional manner for the treatment of
viruses, such as HIV and HTLV, which depend on aspartyl
proteases for obligatory events in their life cycle.
15 Such methods of treatment, their dosage levels and
requirements may be selected by those of ordinary skill
in the art from available methods and techniques. For
example, a compound of this invention may be combined
with a pharmaceutically acceptable adjuvant for
20 administration to a virally-infected patient in a
pharmaceutically acceptable manner and in an amount
effective to lessen the severity of the viral
infection.

Alternatively, the compounds of this
25 invention may be used in vaccines and methods for
protecting individuals against viral infection over an
extended period of time. The compounds may be employed
in such vaccines either alone or together with other
compounds of this invention in a manner consistent with
30 the conventional utilization of protease inhibitors in
vaccines. For example, a compound of this invention
may be combined with pharmaceutically acceptable
adjuvants conventionally employed in vaccines and
administered in prophylactically effective amounts to
35 protect individuals over an extended period time

against HIV infection. As such, the novel protease inhibitors of this invention can be administered as agents for treating or preventing HIV infection in a mammal.

5 The compounds of formula I, especially those having a molecular weight of less than about 700 g/mole, may be readily absorbed by the bloodstream of mammals upon oral administration. Compounds of formula I having a molecular weight of less than about 600
10 g/mole are most likely to demonstrate oral availability. This surprisingly impressive oral availability makes such compounds excellent agents for orally-administered treatment and prevention regimens against HIV infection.

15 The compounds of this invention may be administered to a healthy or HIV-infected patient either as a single agent or in combination with other anti-viral agents which interfere with the replication cycle of HIV. By administering the compounds of this
20 invention with other anti-viral agents which target different events in the viral life cycle, the therapeutic effect of these compounds is potentiated. For instance, the co-administered anti-viral agent can be one which targets early events in the life cycle of
25 the virus, such as cell entry, reverse transcription and viral DNA integration into cellular DNA. Anti-HIV agents targeting such early life cycle events include, didanosine (ddI), alcitabine (ddC), d4T, zidovudine (AZT), polysulfated polysaccharides, sT4 (soluble CD4),
30 ganiclovir, dideoxycytidine, trisodium phosphonoformate, eflornithine, ribavirin, acyclovir, alpha interferon and trimenotrexate. Additionally, non-nucleoside inhibitors of reverse transcriptase, such as TIBO or nevirapine, may be used to potentiate
35 the effect of the compounds of this invention, as may

AP 000390



viral uncoating inhibitors, inhibitors of trans-activating proteins such as tat or rev, or inhibitors of the viral integrase.

Combination therapies according to this invention exert a synergistic effect in inhibiting HIV replication because each component agent of the combination acts on a different site of HIV replication. The use of such combinations also advantageously reduces the dosage of a given conventional anti-retroviral agent which would be required for a desired therapeutic or prophylactic effect as compared to when that agent is administered as a monotherapy. These combinations may reduce or eliminate the side effects of conventional single anti-retroviral agent therapies while not interfering with the anti-retroviral activity of those agents. These combinations reduce potential of resistance to single agent therapies, while minimizing any associated toxicity. These combinations may also increase the efficacy of the conventional agent without increasing the associated toxicity. In particular, we have discovered that these compounds act synergistically in preventing the replication of HIV in human T cells. Preferred combination therapies include the administration of a compound of this invention with AZT, ddI, ddC or d4T.

Alternatively, the compounds of this invention may also be co-administered with other HIV protease inhibitors such as Ro 31-8959 (Roche), L-735,524 (Merck), XM 323 (Du-Pont Merck) and A-80,987 (Abbott) to increase the effect of therapy or prophylaxis against various viral mutants or members of other HIV quasi species.

We prefer administering the compounds of this invention as single agents or in combination with

retroviral reverse transcriptase inhibitors, such as derivatives of AZT, or other HIV aspartyl protease inhibitors. We believe that the co-administration of the compounds of this invention with retroviral reverse transcriptase inhibitors or HIV aspartyl protease inhibitors may exert a substantial synergistic effect, thereby preventing, substantially reducing, or completely eliminating viral infectivity and its associated symptoms.

The compounds of this invention can also be administered in combination with immunomodulators (e.g., bropirimine, anti-human alpha interferon antibody, IL-2, GM-CSF, methionine enkephalin, interferon alpha, diethyldithiocarbamate, tumor necrosis factor, naltrexone and rEPO); and antibiotics (e.g., pentamidine isethionate) to prevent or combat infection and disease associated with HIV infections, such as AIDS and ARC.

When the compounds of this invention are administered in combination therapies with other agents, they may be administered sequentially or concurrently to the patient. Alternatively, pharmaceutical or prophylactic compositions according to this invention may be comprised of a combination of an aspartyl protease inhibitor of this invention and another therapeutic or prophylactic agent.

Although this invention focuses on the use of the compounds disclosed herein for preventing and treating HIV infection, the compounds of this invention can also be used as inhibitory agents for other viruses which depend on similar aspartyl proteases for obligatory events in their life cycle. These viruses include, as well as other AIDS-like diseases caused by retroviruses, such as simian immunodeficiency viruses, but are not limited to, HTLV-I and HTLV-II. In

AP 000 390



addition, the compounds of this invention may also be used to inhibit other aspartyl proteases, and in particular, other human aspartyl proteases, including renin and aspartyl proteases that process endothelin precursors.

Pharmaceutical compositions of this invention comprise any of the compounds of the present invention, and pharmaceutically acceptable salts thereof, with any pharmaceutically acceptable carrier, adjuvant or vehicle. Pharmaceutically acceptable carriers, adjuvants and vehicles that may be used in the pharmaceutical compositions of this invention include, but are not limited to, ion exchangers, alumina, aluminum stearate, lecithin, serum proteins, such as human serum albumin, buffer substances such as phosphates, glycine, sorbic acid, potassium sorbate, partial glyceride mixtures of saturated vegetable fatty acids, water, salts or electrolytes, such as protamine sulfate, disodium hydrogen phosphate, potassium hydrogen phosphate, sodium chloride, zinc salts, colloidal silica, magnesium trisilicate, polyvinyl pyrrolidone, cellulose-based substances, polyethylene glycol, sodium carboxymethylcellulose, polyacrylates, waxes, polyethylene-polyoxypropylene-block polymers, polyethylene glycol and wool fat.

The pharmaceutical compositions of this invention may be administered orally, parenterally, by inhalation spray, topically, rectally, nasally, buccally, vaginally or via an implanted reservoir. We prefer oral administration or administration by injection. The pharmaceutical compositions of this invention may contain any conventional non-toxic pharmaceutically-acceptable carriers, adjuvants or vehicles. The term parenteral as used herein includes subcutaneous, intracutaneous, intravenous,

intramuscular, intra-articular, intrasynovial, intrasternal, intrathecal, intralesional and intracranial injection or infusion techniques.

5 The pharmaceutical compositions may be in the form of a sterile injectable preparation, for example, as a sterile injectable aqueous or oleaginous suspension. This suspension may be formulated according to techniques known in the art using suitable dispersing or wetting agents (such as, for example, 10 Tween 80) and suspending agents. The sterile injectable preparation may also be a sterile injectable solution or suspension in a non-toxic parenterally-acceptable diluent or solvent, for example, as a solution in 1,3-butanediol. Among the acceptable 15 vehicles and solvents that may be employed are mannitol, water, Ringer's solution and isotonic sodium chloride solution. In addition, sterile, fixed oils are conventionally employed as a solvent or suspending medium. For this purpose, any bland fixed oil may be 20 employed including synthetic mono- or diglycerides. Fatty acids, such as oleic acid and its glyceride derivatives are useful in the preparation of injectables, as are natural pharmaceutically-acceptable oils, such as olive oil or castor oil, 25 especially in their polyoxyethylated versions. These oil solutions or suspensions may also contain a long-chain alcohol diluent or dispersant such as Ph. Helv or a similar alcohol.

30 The pharmaceutical compositions of this invention may be orally administered in any orally acceptable dosage form including, but not limited to, capsules, tablets, and aqueous suspensions and solutions. In the case of tablets for oral use, carriers which are commonly used include lactose and 35 corn starch. Lubricating agents, such as magnesium

AP 000390



stearate, are also typically added. For oral administration in a capsule form, useful diluents include lactose and dried corn starch. When aqueous suspensions are administered orally, the active
5 ingredient is combined with emulsifying and suspending agents. If desired, certain sweetening and/or flavoring and/or coloring agents may be added.

The pharmaceutical compositions of this invention may also be administered in the form of
10 suppositories for rectal administration. These compositions can be prepared by mixing a compound of this invention with a suitable non-irritating excipient which is solid at room temperature but liquid at the rectal temperature and therefore will melt in the
15 rectum to release the active components. Such materials include, but are not limited to, cocoa butter, beeswax and polyethylene glycols.

Topical administration of the pharmaceutical compositions of this invention is especially useful
20 when the desired treatment involves areas or organs readily accessible by topical application. For application topically to the skin, the pharmaceutical composition should be formulated with a suitable ointment containing the active components suspended or
25 dissolved in a carrier. Carriers for topical administration of the compounds of this invention include, but are not limited to, mineral oil, liquid petroleum, white petroleum, propylene glycol, polyoxyethylene polyoxypropylene compound, emulsifying wax and
30 water. Alternatively, the pharmaceutical composition can be formulated with a suitable lotion or cream containing the active compound suspended or dissolved in a carrier. Suitable carriers include, but are not limited to, mineral oil, sorbitan monostearate,
35 polysorbate 60, cetyl esters wax, cetearyl alcohol,

2-octyldodecanol, benzyl alcohol and water. The pharmaceutical compositions of this invention may also be topically applied to the lower intestinal tract by rectal suppository formulation or in a suitable enema formulation. Topically-transdermal patches are also included in this invention.

The pharmaceutical compositions of this invention may be administered by nasal aerosol or inhalation. Such compositions are prepared according to techniques well-known in the art of pharmaceutical formulation and may be prepared as solutions in saline, employing benzyl alcohol or other suitable preservatives, absorption promoters to enhance bioavailability, fluorocarbons, and/or other solubilizing or dispersing agents known in the art.

Dosage levels of between about .01 and about 100 mg/kg body weight per day, preferably between about 0.5 and about 50 mg/kg body weight per day of the active ingredient compound are useful in the prevention and treatment of viral infection, including HIV infection. Typically, the pharmaceutical compositions of this invention will be administered from about 1 to about 5 times per day or alternatively, as a continuous infusion. Such administration can be used as a chronic or acute therapy. The amount of active ingredient that may be combined with the carrier materials to produce a single dosage form will vary depending upon the host treated and the particular mode of administration. A typical preparation will contain from about 5% to about 95% active compound (w/w). Preferably, such preparations contain from about 20% to about 80% active compound.

Upon improvement of a patient's condition, a maintenance dose of a compound, composition or combination of this invention may be administered, if necessary. Subsequently the dosage or frequency of

AP 000390



administration, or both, may be reduced, as a function of the symptoms, to a level at which the improved condition is retained when the symptoms have been alleviated to the desired level, treatment should
5 cease. Patients may, however, require intermittent treatment on a long-term basis upon any recurrence of disease symptoms.

As the skilled artisan will appreciate, lower or higher doses than those recited above may be
10 required. Specific dosage and treatment regimens for any particular patient will depend upon a variety of factors, including the activity of the specific compound employed, the age, body weight, general health status, sex, diet, time of administration, rate of
15 excretion, drug combination, the severity and course of the infection, the patient's disposition to the infection and the judgment of the treating physician.

The compounds of this invention are also useful as commercial reagents which effectively bind to
20 aspartyl proteases, particularly HIV aspartyl protease. As commercial reagents, the compounds of this invention, and their derivatives, may be used to block proteolysis of a target peptide or may be derivatized to bind to a stable resin as a tethered substrate for
25 affinity chromatography applications. These and other uses which characterize commercial aspartyl protease inhibitors will be evident to those of ordinary skill in the art.

In order that this invention be more fully
30 understood, the following examples are set forth. These examples are for the purpose of illustration only and are not to be construed as limiting the scope of the invention in any way.

General Materials and Methods

All temperatures are recorded in degrees Celsius. Thin layer chromatography (TLC) was carried out using 0.25 mm thick E. Merck silica gel 60 F₂₅₄ plates and elution with the indicated solvent system. Detection of the compounds was carried out by treating the plate with an appropriate visualizing agent, such as 10% solution of phosphomolybdic acid in ethanol or a 0.1% solution of ninhydrin in ethanol, followed by heating, and/or by exposure to UV light or iodine vapors when appropriate. Thick layer silica gel chromatography was also carried out using E. Merck 60 F₂₅₄ plates ("prep plates") of 0.5, 1.0, or 2.0 mm thickness. Following development of the plate, the band of silica containing the desired compound was isolated and eluted with an appropriate solvent. Analytical HPLC was carried out using a Water's Delta Pak, 5 μ M silica, C18 reversed-phase column, 3.9 mm ID x 15 cm L with a flow rate of 1.5 mL/min using the following table:

Mobile phase:	A = 0.1% CF ₃ CO ₂ H in H ₂ O
	B = 0.1% CF ₃ CO ₂ H in CH ₃ CN
Gradient:	T = 0 min., A (95%), B (5%)
	T = 20 min., A (0%), B (100%)
	T = 22.5 min., A (0%), B (100%)

Preparative HPLC was also carried out using C₁₈ reversed-phase media. HPLC retention times were recorded in minutes. NMR spectral data was recorded using a Bruker AMX500, equipped with either a reverse or QNP probe, at 500 MHz, and was taken in the indicated solvent.

We have measured the inhibition constants of each compound against HIV-1 protease using the method

AP 000390

described essentially by M.W. Pennington et al.,
Peptides 1990, Gimet, E. and D. Andrew, Eds., Escom;
Leiden, Netherlands (1990).

5 Compounds of formula I were tested for their
antiviral potency in several virological assays. In
the first assay, the compounds were added as a solution
in dimethylsulfoxide (DMSO) to a test cell culture of
CCRM-CEM cells, a strain of CD4⁺ human T-cell lymphoma
10 cells, previously acutely infected with HIV_{111b} using
standard protocols (see Meek, T. D. et al., "Inhibition
of HIV-1 protease in infected T-lymphocytes by
synthetic peptide analogues", Nature, 343, p. 90
(1990). Preferred compounds are those which are able to
inhibit 90% of viral infectivity at a concentration of
15 1 μ M or less. More preferred compounds are those which
are able to inhibit 90% of viral infectivity at a
concentration of 100 nM or less.

The effect of the compounds on inhibiting the
replication of the virus was measured by determining
20 the HIV extracellular p24 antigen concentration using a
commercial enzyme immunoassay (obtained from Coulter
Corporation, Hialeah, FL).

Depending on the cell type and the desired
readout, syncytia formation, reverse-transcriptase (RT)
25 activity, or cytopathic effect as assayed by a dye
uptake method may also be used as readouts of antiviral
activity. See H. Mitsuya and S. Broder, "Inhibition of
the in vitro infectivity and cytopathic effect of human
T-lymphotropic virus type III/lymphadenopathy-
30 associated virus (HTLV-III/LAV) by 2',3'-
dideoxynucleosides", Proc. Natl. Acad. Sci. USA,
vol. 83, pp. 1911-1915 (1986). The effect of compounds
of formula I on clinical isolates of other HIV-1
strains was determined by obtaining low-passaged virus
35 from HIV-infected patients and assaying the effect of



the inhibitors in preventing infection of the HIV virus in freshly prepared human peripheral blood mononuclear cells (PBMCs).

5 Insofar as compounds of formula I are able to inhibit the replication of the HIV virus in human T-cells and furthermore, may be delivered orally to mammals, they are of evident clinical utility for the treatment of HIV infection. These tests are predictive of the compounds ability to inhibit HIV protease in vivo.
10

Example 1

A. Compound XI ((syn)-OH, D' = benzyl). 184 g of Brockman Super I grade neutral alumina was slurried in sufficient diethyl ether to form a thick, stirrable
15 suspension and was treated with 7.48 mL of benzylamine. After stirring for 5 min, 7.28 g of (1S,2S)-1-(N-benzyloxycarbonyl)-amino-2-phenylethyl-oxirane was added and the mixture stirred for 15 h. The mixture was treated with 15.28 g of di-tert-butylpyrocarbonate and
20 4.70 mL of diisopropylethylamine. This mixture was stirred for 3.5 h, then treated with 600 mL of methanol, allowed to stand for 3.5 h, and filtered to yield a yellow oil, which was purified by silica gel chromatography using a gradient of 0.5 to 1.5% methanol
25 in methylene chloride to yield 3.88 g of the desired product as a white solid. Further washing the filter cake with methanol and with 3% ammonium hydroxide in methanol yielded 2.2 g of 4-benzylamino-2-N-benzyloxycarbonylamino-3-hydroxy-1-phenylbutane in
30 several portions. Each of these portions was treated separately, as a solution in methylene chloride, with 1.1 molar equivalents each of di-tert butylpyrocarbonate and diisopropylethylamine, followed

AP000390



by aqueous workup with water, 10% aqueous KHSO_4 , and brine, drying over MgSO_4 , and concentration in vacuo. The combined products of these reactions were purified by silica gel chromatography using a gradient of 5% to 15% diethyl ether in methylene chloride. The resulting pure fractions were collected and combined with the previously purified product to yield 5.49 g of a white solid. TLC: $R_f = 0.56$, 5% methanol/ CH_2Cl_2 ; (^1H)-NMR (CDCl_3) consistent with structure.

10 B. Compound XII ((syn)-OH, $\text{D}' = \text{benzyl}$). A solution of 5.49 g of the resultant compound of Example 1A in 40 mL of ethanol was hydrogenated under a slight positive pressure of hydrogen in the presence of 380 mg of 10% palladium on carbon for 16 h. After filtering and concentrating in vacuo, the desired product was obtained as 4.03 g of a white solid. TLC: $R_f = 0.21$, 95:5:0.5 CH_2Cl_2 /methanol/concentrated NH_4OH .

20 C. Compound XIII ((syn)-OH, $\text{A} = \text{benzyloxycarbonyl}$, $\text{D}' = \text{benzyl}$). A solution of 3.02 g of the resultant compound of Example 1B in 150 mL of methylene chloride was treated with 4.35 g of $\text{N}^\sigma\text{-Cbz-N}^\delta\text{-trityl asparagine}$, 1.16 g of hydroxybenzotriazole hydrate, and 1.64 g of 1-(3-dimethylaminopropyl)-3-ethylcarbodiimide hydrochloride. The mixture was stirred for 16 h, then diluted with 3 volumes of diethyl ether and washed sequentially with water, saturated NaHCO_3 solution, 10% KHSO_4 solution, and brine. After drying over MgSO_4 and concentrating in vacuo, a yellow oil was obtained which was purified by chromatography on a Florisil column using a gradient of 0% to 25% EtOAc in CH_2Cl_2 as eluant to yield 8.00 g of the title compound as a white foam. TLC: $R_f = 0.51$, 5% methanol/ CH_2Cl_2 ; (^1H)-NMR (CDCl_3) consistent with structure.



D. Compound XIV ((syn)-OH, A = H, D' = benzyl). A solution of 7.90 g of the resultant compound of Example 1C in 150 mL of ethanol was hydrogenated under a slight positive pressure of hydrogen in the presence of 550 mg of 10% palladium on carbon for 2.5 h, then ca. 50 mg more 10% palladium on carbon was added, the mixture was then filtered and concentrated in vacuo to give the desired product as 6.66 g of a white solid which was used without subsequent purification. TLC: Rf = 0.26, 95:5:0.5 CH₂Cl₂/methanol/concentrated NH₄OH.

E. Compound XIV ((syn)-OH, A = quinoline-2-carbonyl, D' = benzyl). A suspension of 1.51 g of quinaldic acid and 6.17 g of the resultant compound of Example 1D in 150 mL of acetonitrile was treated with 1.52 mL of diisopropylethylamine and 3.58 g of BOP reagent. The mixture was stirred for 14 h, then concentrated in vacuo. The gummy residue was partitioned between ether and water, and the organic layer was washed sequentially with brine, saturated NaHCO₃ solution, water, 10% KHSO₄ solution, and brine, then dried over MgSO₄ and concentrated in vacuo. Subsequent purification by silica gel chromatography using 0% to 8.5% solvent A in methylene chloride (where solvent A is defined as 90:10:1, methylene chloride/methanol/concentrated ammonium hydroxide) yielded 5.79 g of the title compound as a white foam, along with ca. 600 mg of slightly impure side fractions. TLC: Rf = 0.41, 5% methanol/CH₂Cl₂; (¹H)-NMR (CDCl₃) consistent with structure.

F. Compound 1. A 58 mg portion of the resultant compound of Example 1E was treated with 1 mL of 90% aqueous TFA and allowed to stand for 17 h. The mixture

AP 000390



was concentrated in vacuo and the residue taken up in 3 mL of CH_2Cl_2 , treated with 100 μL of DIEA, and cooled to 0°C . To this solution was added 26 μL of benzenesulfonyl chloride, and the mixture was stirred for 18 h, warming slowly to ambient temperature. After concentration of the mixture in vacuo, the residue was purified by thick layer silica gel chromatography using 5% $\text{MeOH}/\text{CH}_2\text{Cl}_2$ as eluant followed by preparative reversed-phase C_{18} HPLC using a linear gradient of 40% to 100% $\text{CH}_3\text{CN}/\text{H}_2\text{O}$ with 0.1% TFA for elution to obtain 8.3 mg of the title compound. TLC: $R_f = 0.50$, 5% $\text{MeOH}/\text{CH}_2\text{Cl}_2$. HPLC: $R_t = 17.8$ min. NMR ($\text{DMSO}-d_6$) δ 2.62 (dd, 1H); 2.76 9d, 2H); 2.80 (dd, 1H); 3.11, (d, 2H); 3.34 (dd, 1H); 4.59 (br s, 1H); 4.68 (br s, 1H); 3.97 (m, 1H); 4.20 (d, 1H), 4.35 (d, 1H); 4.68 (dd, 1H); 6.39 (d, 1H); 6.74 (t, 1H); 6.81 (t, 2H); 6.93 (d, 2H); 7.12-7.24 (m, 6H); 7.51 (t, 2H); 7.57 (t, 1H); 7.62 (dd, 1H); 7.77 (t, 2H), 7.96 (d, 1H); 8.09 (d, 1H); 8.16 (d, 1H); 8.31 (d, 1H); 8.53 (d, 1H).

Example 2

Compound 2. A 150 mg portion of the resultant compound of Example 1E was dissolved in 1 mL of 90% aqueous TFA and stirred at ambient temperature overnight, then concentrated in vacuo. The crude TFA salt residue was dissolved in 7 mL of dry methylene chloride and the pH of the solution was adjusted to pH 8 with 1N NaOH. 56 mg of a mixture of 4-fluoro-3-acetamidobenzene sulfonylchloride and 3-fluoro-4-acetamidobenzene sulfonylchloride (~1:1) was added and the mixture stirred vigorously for 3 hours after which an additional 25 mg was added and the reaction allowed to continue for an additional 12 hours. The reaction was then diluted with 50 mL of ethylene chloride and the organic layer was washed sequentially with water



and brine, dried over MgSO_4 and concentrated in vacuo. The crude residue was purified using a silica gel flash chromatography column using a gradient of 3% to 5% MeOH in methylene chloride as eluant to yield 60 mg of the title compounds. TLC: R_f = 0.50, 10% MeOH/ CH_2Cl_2 ; HPLC: R_t = 13.93 min. NMR (CDCl_3): δ 9.05 (s, 1H); 8.65 (d, 0.5H); 8.58 (t, 0.5H), 8.20 (dd, 0.5H), 7.85 (d, 1H) 7.75 (m, 0.5H), 7.45-7.63 (m, 1.5H), 7.14-7.25 (m, 6H), 6.78-6.95 (m, 5H), 6.70 (d, 1H), 6.41 (s, 0.5H), 6.25 (s, 0.5H), 6.18 (s, 0.5H), 6.10 (s, 0.5H), 4.88 (m, 0.5H), 4.81 (m, 0.5H), 4.37 (d, 1H), 4.35 (m, 1H), 4.21 (d, 1H), 4.00 (m, 1H), 3.46 (m, 0.5H), 3.35 (m, 0.5H), 3.27 (d, 0.5H), 3.16 (d, 0.5H), 3.14 (d, 1H), 2.45-2.75 (m, 5H); 2.16, 2.20 (2 s, 3H total).

15 Example 3

Compound 3. A 23 mg portion of the resultant compound of Example 1E was treated with 1 mL of 90% aqueous TFA and allowed to stand for 15 h. The mixture was concentrated in vacuo and the residue taken upon in 20 2 mL of CH_2Cl_2 , treated with 6 μL of DIEA, and cooled to 0°C . To this solution was added 23 mg of 3,5-dimethylisoxazole-4-sulfonyl chloride, and the mixture was stirred for 18 h, warming slowly to ambient temperature. After concentration of the mixture 25 in vacuo, the residue was purified by preparative reversed-phase C_{18} HPLC using a linear gradient of 35% to 100% $\text{CH}_3\text{CN}/\text{H}_2\text{O}$ with 0.1% TFA for elution to obtain 1.1 mg of the title compound. TLC: R_f = 0.55, 10% MeOH/ CH_2Cl_2 . HPLC: R_t = 14.5 min; (^1H)-NMR (CDCl_3) 30 consistent with structure.

AP 000390



Example 4

Compound 4. A 33 mg portion of the resultant compound of Example 1E was treated with 1 mL of 90% aqueous TFA and allowed to stand for 15 h. The mixture was concentrated in vacuo and the residue taken up in 3 mL of CH_2Cl_2 , treated with 16 μL of DIEA, and cooled to 0°C . To this solution was added 10 μL of 3-trifluoromethylbenzene sulfonyl chloride, and the mixture was stirred for 18 h, warming slowly to ambient temperature. After concentration of the mixture in vacuo, the residue was purified by preparative reversed-phase C_{18} HPLC using a linear gradient of 35% to 100% $\text{CH}_3\text{CN}/\text{H}_2\text{O}$ with 0.1% TFA for elution to obtain 1.1 mg of the title compound. TLC: $R_f = 0.55$, 10% $\text{MeOH}/\text{CH}_2\text{Cl}_2$. HPLC: $R_t = 14.5$ min; (^1H)-NMR (CDCl_3) consistent with structure.

Example 5

Compound 5. A 20 mg portion of the resultant compound of Example 1E was treated with 1 mL of 90% aqueous TFA and allowed to stand for 18 h. The mixture was concentrated in vacuo and the residue taken up in 1 mL of CH_2Cl_2 , treated with 10 μL of DIEA, and cooled to 0°C . To this solution was added 13 mg of 2-acetamido-4-methyl-5-thiazolesulfonyl chloride, and the mixture was stirred for 17 h, warming slowly to ambient temperature. After concentration of the mixture in vacuo, the residue was purified by preparative reversed-phase C_{18} HPLC using a linear gradient of 35% to 100% $\text{CH}_3\text{CN}/\text{H}_2\text{O}$ with 0.1% TFA for elution to obtain 0.40 mg of the title compound. TLC: $R_f = 0.5$, 10% $\text{MeOH}/\text{CH}_2\text{Cl}_2$. HPLC: $R_t = 13.8$ min; (^1H)-NMR (CDCl_3) consistent with structure.



Example 6

Compound 6. A 33 mg portion of the resultant compound of Example 1E was treated with 1 mL of 90% aqueous TFA and allowed to stand for 16 h. The mixture was concentrated in vacuo and the residue taken up in 2 mL of CH_2Cl_2 , treated with 16 μL of DIEA, and cooled to 0°C. To this solution was added 11 mg of 5-(isoxazol-3-yl)thiophene-2-sulfonyl chloride, and the mixture was stirred for 18 h, warming slowly to ambient temperature. After concentration of the mixture in vacuo, the residue was purified by preparative reversed-phase C_{18} HPLC using a linear gradient of 35% to 100% $\text{CH}_3\text{CN}/\text{H}_2\text{O}$ with 0.1% TFA for elution to obtain 1.5 mg of the title compound. TLC: R_f = 0.7, 10% MeOH/ CH_2Cl_2 . HPLC: R_t = 14.7 min; (^1H)-NMR (CDCl_3) consistent with structure.

Example 7

Compound 7. A 35.5 mg portion of the resultant compound of Example 1E was treated with 1 mL of 90% aqueous TFA and allowed to stand for 18 h. The mixture was concentrated in vacuo and the residue taken up in 3 mL of CH_2Cl_2 , treated with 16 μL of DIEA, and cooled to 0°C. To this solution was added 10 mg of 3-chlorosulfonylbenzoic acid, and the mixture was stirred for 16 h, warming slowly to ambient temperature. After concentration of the mixture in vacuo, the residue was purified by preparative reversed-phase C_{18} HPLC using a linear gradient of 35% to 100% $\text{CH}_3\text{CN}/\text{H}_2\text{O}$ with 0.1% tTFA for elution to obtain 1.6 mg of the title compound. TLC: R_f = 0.7, 10% MeOH/ CH_2Cl_2 . HPLC: R_t = 13.6 min; (^1H)-NMR (CDCl_3) consistent with structure.

AP 000390



Example 8

Compound 8. 0.04 mmol of the resultant compound of Example 10A was converted to the free base by partitioning between EtOAc and sat. NaHCO_3 .

5 Treatment of the resulting compound with an excess of 1% HCl/MeOH and concentration in vacuo yielded the hydrochloride salt as a white solid. This compound was suspended in CH_2Cl_2 and treated with sufficient DIEA to bring the pH to >10 (moist pH paper). The solution was
10 treated with 7 molar equivalents of chlorotrimethylsilane and stirred for 15 h under nitrogen, then treated with 0.06 mmol of methane sulfonyl chloride and stirred for 1 h. The resulting mixture was concentrated to a small volume, applied
15 directly to a thick layer silica gel plate and eluted with 7% $\text{MeOH}/\text{CH}_2\text{Cl}_2$. The primary UV-quenching band was isolated and further purified by preparative reversed-phase HPLC to yield the title compound as a white
20 solid. TLC: $R_f = 0.65$, 10% $\text{CH}_3\text{OH}/\text{CH}_2\text{Cl}_2$, HPLC: $R_t = 12.3$ min; (^1H) -NMR (CDCl_3) consistent with structure.

Examples 9 and 192

A. Compound XIV ((syn, anti-OH, $\Lambda =$ quinoline-2-carbonyl, $D' =$ isobutyl). A solution of 317 mg (0.425 mmol) of the resultant compounds of Example 17B,
25 diastereomer B and 0.11 mL (0.637 mmol) of diisopropylethyl amine in 7 mL of dichloromethane was treated with 139.1 mg (0.637 mmol) of di-tert-butyl dicarbonate. After 24 hours, the mixture was diluted with dichloromethane. The mixture was washed with
30 water, 5% NaHCO_3 , 0.5 N HCl , brine then dried over MgSO_4 , filtered and concentrated in vacuo. The residue was purified by low pressure silica gel column chromatography using a 20% ethyl acetate/dichloromethane as eluent to yield 81.2 mg of
35 the fast moving hydroxyl diastereomer, 65.8 mg of the slower moving hydroxyl diastereomer, and 65.8 mg of the



mixed diastereomers. TLC: $R_f = 0.60, 0.67, 40\%$
EtOAc/ CH_2Cl_2 ; (^1H)-NMR (CDCl_3) consistent with
structure.

5 B. Compounds 9 and 192. A solution of 35.1 mg (0.041
mmol) of the resultant mixed diastereomers (-1:1) of
Example 9/192A in 0.8 mL of dichloromethane was treated
with 0.8 mL of trifluoroacetic acid. After 4 hours,
the mixture was concentrated in vacuo. TLC: $R_f = 0.11$,
10% $\text{CH}_3\text{OH}/\text{CH}_2\text{Cl}_2$. To a solution of the resulting
10 trifluoroacetic acid salt (entire yield) in 1 mL of
dichloromethane was sequentiall added 0.3 mL of
saturated NaHCO_3 , a small amount of solid NaHCO_3 and
11.8 mg (0.054 mmol) of benzofurazan-4-sulphonyl
chloride. After 3 hours, the mixture was diluted with
15 dichloromethane. The two layers were separated and the
aqueous layer was extracted once with dichloromethane.
The combined organic layer was washed with brine then
dried over HgSO_4 , filtered and concentrated in vacuo.
The residue was purified by preparative HPLC to yield
20 2.0 mg of compound 9 as a white solid: TLC: $R_f = 0.20$,
5% $\text{CH}_3\text{OH}/\text{CH}_2\text{Cl}_2$; HPLC, RT 14.2 min. 2.7 mg of
compound 192 was also obtained as a white solid, which
was determined by NMR and HPLC to be contaminated with
-25% of compound 9: TLC: $R_f = 0.20$, 5% $\text{CH}_3\text{OH}/\text{CH}_2\text{Cl}_2$;
25 HPLC, Rt = 14.2 min. (^1H)-NMR consistent with
structure.

Example 10

30 A. Compound XV ((syn)-OH, A = quinoline-2-carbonyl,
D' = benzyl; TFA salt). A 0°C solution of 1.027 g
portion of the resultant compound of Example 1E in 5 mL
of CH_2Cl_2 was treated with 5 mL of TFA and allowed to
stand for 3 h. The mixture was concentrated in vacuo
to yield 0.95 g of the title compound, which was used
without subsequent purification.

AP000390



B. Compound 10. A solution of 30.2 mg of the resultant compound of Example 10A in 3 mL of CH_2Cl_2 was treated with 0.33 mL of DIEA and 31.1 mg of m-benzenedisulfonyl chloride. The mixture was stirred for 2 h, then treated with 2 mL of concentrated aqueous ammonium hydroxide. The biphasic mixture was stirred for an additional 16 h, concentrated in vacuo, and the residue partitioned between ethyl acetate and brine. The organic layer was dried over anhydrous MgSO_4 and concentrated in vacuo, and the residue was purified by preparative thick layer silica gel chromatography using 3% $\text{MeOH}/\text{CH}_2\text{Cl}_2$ as eluant to yield 4.5 mg of the title compound. TLC: R_f = 0.5, 3% $\text{MeOH}/\text{CH}_2\text{Cl}_2$ as eluant to yield 4.5 mg of the title compound. TLC: R_f = 0.5, 3% $\text{MeOH}/\text{CH}_2\text{Cl}_2$. HPLC: R_t = 13.4 min; (^1H)-NMR (CDCl_3) consistent with structure.

Example 11

Compound 11. A solution of 57.9 mg of the resultant compound of Example 10A in 5 mL of CH_2Cl_2 was treated with 30 μL of DIEA and 9.3 μL of dimethylsulfamoyl chloride. The mixture was stirred for 12 h, then treated with an additional 30 μL of DIEA and 9.3 μL of dimethylsulfamoyl chloride and the reaction was allowed to proceed an additional 12 hours. The mixture was then diluted with CH_2Cl_2 and washed with saturated NH_4Cl ; the aqueous layer was washed with CH_2Cl_2 , and the combined organic extracts were dried over MgSO_4 . Filtration and concentration provided a residue which was chromatographed on a silica gel column using 2.5% MeOH/EtOAc as eluent, yielding a slightly impure product which was further purified by preparative HPLC using a linear gradient of 35% to 100% $\text{CH}_3/\text{CN}/\text{H}_2\text{O}$ with 0.1% TFA for elution. HPLC: R_t = 13.0 minutes. NMR (CDCl_3): δ 9.15 (d, 1H), 8.34 (d, 1H),



8.22 (d, 1H), 8.18 (d, 1H), 7.90 (d, 1H), 7.80 (t, 1H),
7.65 (t, 1H), 7.16-7.38 (m, 5H), 7.05 (d, 1H), 6.95 (t,
1H), 6.87 (t, 1H), 5.85 (br s, 1H), 5.62 (br s, 1H),
4.87 (M, 1H), 4.46 (s, 2H), 4.08 (m, 1H), 3.66 (m, 1H),
5 3.30 (m, 2H), 2.59-2.94 (m, 4H), 2.81 (s, 6H).

Example 12

A. Compound XIV ((syn)-OH, A = quinoline-2-carbonyl,
D' = benzyl; trifluoroacetate salt). To a solution of
1.027 g (1.164 mmol) of the resultant compound of
10 Example 1E in CH₂Cl₂ (5 mL) at 0° to 5°C was added
trifluoromethanesulfonic acid (5 mL). After stirring
for 3 h, the reaction mixture was concentrated in vacuo
to provide 0.95 g of light yellow, gummy product,
containing one equivalent of triphenylmethanol, which
15 was used without subsequent purification.

B. Compound 12. To a solution of 30.2 mg
(0.038 mmol) of the resultant compound of Example 12A
in CH₂Cl₂ (3 mL) was added diisopropylethylamine
(0.33 mL, 0.189 mmol), and 2-(pyrid-2-yl)-thiophene-5-
20 sulfonyl chloride 13 mg, (0.249 mmol). After 14 h, the
resulting mixture was diluted with ethyl acetate,
washed with saturated brine, dried over magnesium
sulfate, filtered and concentrated in vacuo. The
residue was purified by preparative reversed-phase
25 chromatography using a 5% to 100% H₂O/acetonitrile
gradient as eluant to yield the title product.

Example 13

Compound 13. To a solution of 30 mg
(0.038 mmol) of the resultant compound of Example 12A
30 in CH₂Cl₂ (3 mL) was added diisopropylethylamine
(0.33 mL, 0.189 mmol), and 2-(3-
phenylsulfonyl)thiophene sulfonyl chloride (0.113

AP 000390



mmol). After stirring for 2 h, the reaction mixture was made biphasic by addition of 30% ammonium hydroxide solution (2 mL). After stirring for an additional 16 h, the resultant mixture was concentrated in vacuo, reconstituted in ethyl acetate, washed with saturated brine, dried over magnesium sulfate, filtered, and re-concentrated in vacuo. Purification by thin layer preparative chromatography yielded the desired compound.

Example 14

Compound 14. The resulting compound of Example 17B, diastereomer B (170 mg) was treated with 1 mL of 90% aqueous TFA and allowed to stand for 12 h. The mixture was concentrated in vacuo and the residue taken up in 5 mL of dry CH_2Cl_2 . To this solution, 3 mL of saturated aqueous sodium bicarbonate and 50 mg of 4-fluorobenzenesulfonyl chloride was added and the mixture stirred for 3 h. The resulting mixture was diluted with CH_2Cl_2 and washed with water, dried over magnesium sulfate and filtered. After concentration of the mixture in vacuo, a portion of the residue was purified by preparative reversed-phase C_{18} HPLC using a linear gradient of 35% to 100% $\text{CH}_3\text{CN}/\text{H}_2\text{O}$ with 0.1% TFA for elution to obtain 3.0 mg of the title compound. TLC: $R_f = 0.25$, 5% CH_3OH in CH_2Cl_2 . HPLC: $R_t = 14.78$ min; (^1H) -NMR (CDCl_3) consistent with structure.

Example 15

Compound 15. A sample of a mixture of 4-fluoro-3-acetamidobenzenesulfonyl chloride and 3-fluoro-4-acetamidobenzenesulfonyl chloride (approx. 1:1; obtained from Maybridge Chemicals) was resolved into its respective regioisomers by silica gel chromatography using 10% isopropyl alcohol/hexane as



eluent. A solution of 4-acetamido-3-fluorobenzenesulfonyl chloride (30 mg) and the resulting compound of Example 17B, diastereomer B (80 mg) in 10 mL of CH₂Cl₂ was reacted in the same manner as described for Example 14. After workup and purification of a portion of the product by preparative reversed-phase C₁₈ HPLC using a linear gradient of 35% to 100% CH₃CN/H₂O with 0.1% TFA as eluent, 1.2 mg of the title compound was obtained as a white solid. TLC: R_f = 0.25, 5% CH₃OH in CH₂Cl₂. HPLC: R_t = 12.91 min; (¹H)-NMR (CDCl₃) consistent with structure.

Example 16

Compound 16. 80 mg of the resulting compound of Example 17B, diastereomer B, was reacted with 45 mg of 3-acetamido-4-fluorobenzenesulfonyl chloride in the same manner as described for Example 14. After workup and purification of a portion of the product by preparative reversed-phase C₁₈ HPLC using a linear gradient of 35% to 100% CH₃CN/H₂O with 0.1% TFA as eluent, 1.4 mg of the title compound was obtained. TLC: R_f = 0.25, 5% CH₃OH in CH₂Cl₂. HPLC: R_t = 12.91 min; (¹H)-NMR (CDCl₃) consistent with structure.

Example 17

A. (2S)-2-((1S, 2R syn, anti)-3-(2-methylpropyl)amino-1-benzyl-2-hydroxypropyl)-N¹-((quinoline-2-carbonyl)-amino)-N⁴-trityl succinamide. A solution of 683.1 mg (0.96 mmol) of the resultant compounds of Example 191D and 1.9 mL (19.2 mmol) of isobutylamine in 10 mL of acetonitrile in a sealed tube was heated at 90-100°C for 24 hours. After cooling to room temperature, the mixture was concentrated in vacuo. The residue was taken up in dichloromethane and washed with water, brine, then dried over MgSO₄,

AP 000390



filtered and concentrated in vacuo to yield 783.8 mg of the mixed diastereomeric products. TLC: $R_f = 0.11$, 10% $\text{CH}_3\text{OH}/\text{CH}_2\text{Cl}_2$; (^1H)-NMR (CDCl_3) consistent with structure.

5 B. Compound XIII, ((syn, anti)-OH, A = quinoline-2-carbonyl, D' = isobutyl). A solution of 583.8 mg of the resultant compounds of Example 17A and 0.2 mL of diisopropylethylamine in 10 mL of dichloromethane was treated with 256 mg of di-tert-butyl dicarbonate.
10 After 24 hours, the mixture was diluted with dichloromethane. The mixture was washed with water, 5% NaHCO_3 , 0.5 N HCl , brine then dried over MgSO_4 , filtered and concentrated in vacuo. The residue was
15 chromatography using a 20% ethyl acetate/dichloromethane as eluent to yield 154.6 mg of the fast moving diastereomer A, later identified as having the anti configuration at the hydroxyl center; 98.8 mg of the slower moving diastereomer B, having the
20 syn configuration at the hydroxyl center, and 204.6 mg of the mixed diastereomers A and B. TLC: $R_f = 0.60$, 0.67, 40% $\text{EtOAc}/\text{CH}_2\text{Cl}_2$.

C. Compound 17. A solution of 64.6 mg of the resultant compounds of Example 17B, diastereomer B, in
25 1.5 mL of dichloromethane was treated with 1.5 mL of trifluoroacetic acid. After 4 hours, the mixture was concentrated in vacuo to yield the amine trifluoroacetate salt. TLC: $R_f = 0.11$, 10% $\text{CH}_3\text{OH}/\text{CH}_2\text{Cl}_2$. To a solution of 17.8 mg of the resultant
30 trifluoroacetate salt in 1 mL of dichloromethane was sequentially added 0.3 mL of saturated NaHCO_3 , a small amount of solid NaHCO_3 and 10.7 mg of 4-acetamidobenzenesulphonyl chloride. After 3 hours, the mixture



was diluted with dichloromethane. The two layers were separated and the aqueous layer was extracted once with dichloromethane. The combined organic layer was washed with brine then dried over MgSO_4 , filtered and concentrated in vacuo. The residue was purified by preparative HPLC to yield 14.4 mg of the title compound as a white solid; TLC: $R_f = 0.54$, 10% $\text{CH}_3\text{OH}/\text{CH}_2\text{Cl}_2$; HPLC, $R_t = 13.58$ min; (^1H) -NMR (CDCl_3) consistent with structure.

10

Example 18

Compound 18. To a solution of 20.8 mg (0.041 mmol) of the crude trifluoroacetate salt obtained as from Example 17B, diastereomer B, in 1 mL of dichloromethane was sequentially added 0.3 mL of saturated NaHCO_3 , a small amount of solid NaHCO_3 and 13.6 mg (0.054 mmol) of 2-acetamido-4-methyl-5-thiazolesulphonyl chloride. After 3 hours, the mixture was diluted with dichloromethane. The two layers were separated and the aqueous layer was extracted once with dichloromethane. The combined organic layer was washed with brine then dried over MgSO_4 , filtered and concentrated in vacuo. The residue was purified by preparative HPLC to yield 4.8 mg of the title compound as a white solid; TLC: $R_f = 0.50$, 10% $\text{CH}_3\text{OH}/\text{CH}_2\text{Cl}_2$; HPLC: $R_t = 13.35$ min; (^1H) -NMR (CDCl_3) consistent with structure.

25

Example 19

A. Sodium 3-acetamidobenzenesulfonate. A solution of 118.6 mg (0.55 mmol) of 3-acetamidobenzenesulfonic acid in 0.5 mL of water was treated with 0.55 mL (0.55 mmol) of 1.0 N NaOH at 0°C . After stirring at room temperature for 4 hours, the mixture was concentrated to dryness and used without subsequent purification.

30

AP 000390



5 B. 3-Acetamidobenzenesulfonyl chloride. The crude mixture from Example 19A was cooled to 0°C and 0.29 g (1.38 mmol) of phosphorus pentachloride was added. The mixture of solid was stirred for 3 hours then 5 mL dichloromethane was added. After 24 hours, the slurry was filtered and concentrated in vacuo to yield 81.4 mg of solid product which was used without subsequent purification. TLC: Rf = 0.50, 40% EtOAc/CH₂Cl₂.

10 C. Compound 19. A solution of 82.7 mg (0.098 mmol) of diastereomer B, obtained in Example 17B, in 2 mL of dichloromethane was treated with 2 mL of trifluoroacetic acid. After 4 hours, the mixture was concentrated in vacuo to yield the amine trifluoroacetate salt which was used without further purification; TLC: Rf = 0.11, 10% CH₃OH/CH₂Cl₂. A solution of this salt (entire yield) in 2 mL of dichloromethane was treated sequentially with 0.5 mL of saturated NaHCO₃, small amount of solid NaHCO₃ and a solution of 81.4 mg (0.046 mmol) of the resultant compound of Example 19B. After 3 hours, the mixture was diluted with dichloromethane. The two layers were separated and the aqueous layer was extracted once with dichloromethane. The combined organic layer was washed with brine then dried over MgSO₄, filtered and concentrated in vacuo. The residue was purified by preparative HPLC to yield 24.7 mg of the title compound as a white solid; TLC: Rf = 0.42, 10% CH₃OH/CH₂Cl₂; HPLC: Rt = 13.8 min; (¹H)-NMR (CDCl₃) consistent with structure.

AP0000390



Example 20

Compound 20. A solution of 209.0 mg (0.24 mmol) of the resultant compound of Example 17B, diastereomer B, in 5 mL of dichloromethane was treated with 5 mL of trifluoroacetic acid. After 4 hours, the mixture was concentrated in vacuo. TLC: $R_f = 0.11$, 10% $\text{CH}_3\text{OH}/\text{CH}_2\text{Cl}_2$. To a solution of this residue in 2 mL of dichloromethane was sequentially added 0.5 mL of saturated NaHCO_3 , a small amount of solid NaHCO_3 and 70.2 mg (0.32 mmol) of benzofurazan-4-sulphonyl chloride. After 3 hours, the mixture was diluted with dichloromethane. The two layers were separated and the aqueous layer was extracted once with dichloromethane. The combined organic layer was washed with brine then dried over MgSO_4 , filtered and concentrated in vacuo. The residue was purified by preparative HPLC to yield 108.0 mg of the title compound as a white solid; TLC: $R_f = 0.60$, 10% $\text{CH}_3\text{OH}/\text{CH}_2\text{Cl}_2$; HPLC: $R_t = 14.95$ min; (^1H) -NMR (CDCl_3) consistent with structure.

Example 21

Compound 21. The resulting compound of Example 17B, diastereomer B, (228 mg, 0.27 mmol) was dissolved in 1:1 $\text{CH}_2\text{Cl}_2/\text{TFA}$ (10 mL), and the reaction mixture stirred for 3.5 hours, then concentrated to dryness to afford the product trifluoroacetate salt as a yellow solid which was used in the next reaction without purification. To a solution of this residue (34.7 mg, 0.05 mmol) in CH_2Cl_2 (3 mL) was added Heunig's base (41 μl , 0.24 mmol) and dimethylsulfamoyl chloride (11 μl , 0.09 mmol), and the reaction was stirred for 17 hours at room temperature. The reaction mixture was then diluted with CH_2Cl_2 and washed with saturated NH_4Cl , and the organic layer was dried over MgSO_4 . Filtration and concentration provided a residue which was

AP000390



chromatographed on a silica gel column using 8%
CH₃OH/CH₂Cl₂ as eluent, yielding the desired compound
which was further subject to purification by
preparative HPLC. HPLC: Rt = 13.8 minutes. TLC: Rf =
0.40, 8% CH₃OH/CH₂Cl₂; (¹H)-NMR (CDCl₃) consistent with
structure.

Example 22

A. N^o-isocyano-L-valine methyl ester. To the HCl
salt of valine methyl ester (2.08 g, 12.40 mmol) in
toluene (20 mL) was added a 20% solution of phosgene in
toluene (32 mL, 62.00 mmol), and the solution was
heated at reflux for 12 hours. The reaction was then
cooled to room temperature and concentrated in vacuo to
give a pale yellow liquid which was used in the
subsequent reaction without purification. TLC: Rf =
0.88, 50% Hexane/EtOAc; (¹H)-NMR (CDCl₃) consistent
with structure.

B. N^o-(2-pyridylmethyl)-oxycarbonyl-L-valine methyl
ester. A mixture of 2-pyridylcarbinol (941 µl,
9.75 mmol) and the resulting compound of Example 22A
(1.28 g, 8.12 mmol) were allowed to stir in CH₂Cl₂
(7 mL) for 12 hours, then the reaction was concentrated
and the residue chromatographed with 50% hexane/EtOAc
to afford 2.03 grams of the title compound as a
colorless oil. TLC: Rf = 0.26, 50% Hexane/EtOAc; (¹H)-
NMR (CDCl₃) consistent with structure.

C. N^o-(2-pyridylmethyl)-oxycarbonyl-L-valine. A
solution of the resulting compound of Example 22B
(634 mg, 2.38 mmol) in a 1/1 mixture of 1N HCl/THF
(6 mL) containing 12 N HCl (0.5 mL) was allowed to stir
at room temperature over 15 hours, but much starting
material was still present by TLC. Hence, more 12 N

AP000390



HCl was added (1 mL), and the reaction stirred an additional 48 hours. The reaction was then concentrated to dryness and diluted with CH₂Cl₂, yielding the desired carboxylic acid as an insoluble resin which was washed with additional CH₂Cl₂, providing 22C which contained minor quantities of 22B. This material was used in the subsequent reaction without further purification. TLC: R_f = 0.11, 8% CH₃OH/CH₂Cl₂; (¹H)-NMR (CDCl₃) consistent with structure.

D. Compound XXX (A = (2-pyridylmethyl)-oxycarbonyl, R³ = isopropyl, R^{3'} = H, D' = isobutyl, A' = tert-butoxycarbonyl). To the resulting compound of Example 21B (277 mg, 0.82 mmol) in CH₂Cl₂ (5 mL) was added 1-(3-dimethylaminopropyl)-3-ethylcarbodiimide hydrochloride (210 mg, 1.10 mmol), the acid 22C (402 mg, 1.10 mmol), and 1-hydroxybenzotriazole hydrate (148 mg, 1.10 mmol). The reaction proceeded for 12 hours at room temperature, then was diluted with CH₂Cl₂ and washed successively with saturated NH₄Cl and NaHCO₃, and the organic layer was dried over MgSO₄. Filtration and concentration provided a residue which was chromatographed on a silica gel column using 17% THF/CH₂Cl₂ as eluent, yielding 396 mg of product. TLC: R_f = 0.26, 17% THF/CH₂Cl₂; (¹H)-NMR (CDCl₃) consistent with structure.

E. Compound 22. The resulting compound of Example 22D (396 mg, 0.69 mmol) was dissolved in 90% aqueous TFA (11 mL), and the reaction mixture stirred for 3 hours at room temperature, then was concentrated to dryness. To a solution of this residue (231 mg, 0.33 mmol) in CH₂Cl₂ (5 mL) was added excess solid NaHCO₃ (approx. 1 gram) and saturated aqueous NaHCO₃ (20 μl),

AP000390



followed by N-acetylsulfanilyl chloride (116 mg, 0.50 mmol), and the reaction proceeded for 12 hours at room temperature. The reaction mixture was then diluted with CH_2Cl_2 and washed with saturated NaHCO_3 , and the organic layer was dried over MgSO_4 . Filtration and concentration provided a residue which was chromatographed on a silica gel column using 8% $\text{CH}_3\text{OH}/\text{CH}_2\text{Cl}_2$ as eluent, yielding the desired compound which was further subject to purification by preparative HPLC (76.1 mg of 3 was obtained). HPLC: $R_t = 12.1$ minutes. TLC: $R_f = 0.46$, 8% $\text{CH}_3\text{OH}/\text{CH}_2\text{Cl}_2$; NMR (CDCl_3): 8.76 (d, 1H), 8.40 (br s, 1H), 8.26 (t, 1H), 7.72 (d, 2H), 7.67 (d, 2H), 7.58 (d, 2H), 7.37 (d, 1H), 7.25 (m, 4H), 7.16 (br d, 1H), 6.47 (d, 1H), 5.65 (d, 1H), 5.26 (d, 1H), 4.32 (m, 1H), 3.91 (t, 1H), 3.83 (m, 1H), 3.23 (d, 1H), 3.05 (m, 2H), 2.68-3.10 (m, 3H), 2.22 (m, 3H), 2.0 (m, 1H), 1.82 (m, 1H), 0.85 (d, 3H), 0.80 (d, 3H), 0.71 (d, 3H), 0.65 (d, 3H).

Example 23

Compound 23. Prepared by the same route as described for Example 22, except 4-pyridylcarbinol was utilized for reaction with the product of Example 22A. HPLC: $R_t = 12.0$ minutes. TLC: $R_f = 0.50$ (8% $\text{CH}_3\text{OH}/\text{CH}_2\text{Cl}_2$); (^1H)-NMR (CDCl_3) consistent with structure.

Example 24

Compound 24. A solution of the resulting compound of the trifluoroacetic acid deprotection of Example 22D (as described in Example 22E; 215 mg, 0.31 mmol) in CH_2Cl_2 at room temperature was treated with diisopropylethylamine (214 μl , 1.23 mmol) and dimethylsulfamoyl chloride (40 μl , 0.37 mmol) in CH_2Cl_2 at room temperature in CH_2Cl_2 at room temperature for

AP000390



12 hours. The reaction mixture was concentrated and chromatographed on a silica gel column with 5% CH₃OH/CH₂Cl₂ as eluent, yielding the desired compound which was further subject to purification by preparative HPLC (9.5 mg obtained). HPLC: Rt = 14.4 minutes. TLC: Rf = 0.88, 11% CH₃OH/CH₂Cl₂; (¹H)-NMR (CDCl₃) consistent with structure.

Example 25

Compound 25. This compound was prepared by the route described for Example 22, except that 3-pyridylcarbinol was utilized for reaction with the compound produced in Example 22A, and in the reaction corresponding to 22E, the trifluoroacetate-deprotected material was reacted with benzofurazan-4-sulphonyl chloride. HPLC: Rt = 9.4 minutes. TLC: Rf = 0.10, 11% CH₃OH/CH₂Cl₂; (¹H)-NMR (CDCl₃) consistent with structure.

Example 26

Compound 26. A solution of the resulting compound from the trifluoroacetic acid deprotection of Example 22D (as described in Example 22E; 27 mg, 0.14 mmol) in CH₂Cl₂ was treated with excess solid NaHCO₃ (approx. 1 gram) and saturated aqueous NaHCO₃ (7 μl), then stirred vigorously at room temperature for 3 hours. The reaction mixture was decanted from the solids, concentrated, then the residue was purified directly by preparation HPLC (3.0 mg of white solid obtained). HPLC: Rt = 14.7 minutes; (¹H)-NMR (CDCl₃) consistent with structure.

Example 27

Compound 27. A solution of 33 mg of the resultant compound of Example 40A in CH₂Cl₂ was treated

AP000390



sequentially, at ambient temperature under an atmosphere of nitrogen, with 20 mg of N,N-diisopropylethylamine and 9.3 mg of allyl chloroformate. The mixture was stirred for 3 h and then concentrated in vacuo. The residue was taken up in ethyl acetate and washed with 0.5 N HCl and saturated NaCl then dried over MgSO₄, filtered, and concentrated in vacuo. The residue was purified by preparative thin layer silica gel chromatography using a 2:1 mixture of (5:10:85 NH₄OH/CH₃OH/CH₂Cl₂):diethyl ether to yield 24 mg of the title compound as a white solid. TLC: R_f = 0.53, 5:10:85 NH₄OH/CH₃OH/CH₂Cl₂. HPLC: R_t = 14.53 min; (¹H)-NMR (CDCl₃) consistent with structure.

Example 28

Compound 28. A solution of 47.5 mg of the resultant compound of Example 40A in CH₂Cl₂ was treated sequentially, at ambient temperature under an atmosphere of nitrogen, with 28.7 mg of N,N-diisopropylethylamine and 15.2 mg of isobutyl chloroformate. The mixture was stirred 3 h and then concentrated in vacuo. The residue was taken up in ethyl acetate and washed with 0.5 N HCl and saturated NaCl then dried over MgSO₄, filtered, and concentrated in vacuo. The residue was purified by preparative thin layer silica gel chromatography using a 2:1 mixture of (5:10:85 NH₄OH/CH₃OH/CH₂Cl₂):diethyl ether to yield 45 mg of the title compound as a white solid. TLC: R_f = 0.60, 5:10:85 NH₄OH/CH₃OH/CH₂Cl₂. HPLC: R_t = 15.58 min; (¹H)-NMR (CDCl₃) consistent with structure.

Example 29

Compound 29. A solution of 35.6 mg of the resultant compound of Example 40A in CH₂Cl₂ was treated

AP000390



sequentially, at ambient temperature under an atmosphere of nitrogen, with 21.5 mg of N,N-diisopropylethylamine and 0.083 nL of 1.0 M isopropyl chloroformate. The mixture was stirred 3 h and then concentrated in vacuo. The residue was taken up in ethyl acetate and washed with 0.5 N HCl and saturated NaCl then dried over MgSO_4 , filtered, and concentrated in vacuo. The residue was purified by preparative thin layer silica gel chromatography using a 2:1 mixture of 5:10:85 $\text{NH}_4\text{OH}/\text{CH}_3\text{OH}/\text{CH}_2\text{Cl}_2$:diethyl ether to yield 33.2 mg of the title compound as a white solid. TLC: $R_f = 0.56$, 5:10:85 $\text{NH}_4\text{OH}/\text{CH}_3\text{OH}/\text{CH}_2\text{Cl}_2$. HPLC: $R_t = 14.81$ min; (^1H) -NMR (CDCl_3) consistent with structure.

Example 30

A. (2-Pyrrolidinonyl-hydroxyethyl-N-hydroxysuccinimdy)l carbonate. A solution of 572 mg of 1-(2-hydroxyethyl)-2-pyrrolidinone and 1.70 g of N,N'-disuccinimidy)l carbonate in acetonitrile was treated, at ambient temperature under an atmosphere of nitrogen, with 1717 mg of N,N-diisopropylethylamine. The mixture was stirred for 14 h and concentrated in vacuo. The residue was taken up in ethyl acetate and washed with saturated NaHCO_3 , saturated NaCl, then dried over MgSO_4 , filtered, and concentrated in vacuo to yield 200 mg of a white solid. TLC: $R_f = 0.56$, 10% isopropanol in CH_2Cl_2 ; (^1H) -NMR (CDCl_3) consistent with structure.

B. Compound 30. A solution of 68 mg of the resultant compound of Example 30A in CH_2Cl_2 was added, at ambient temperature under an atmosphere of nitrogen, to a solution of 32 mg of the resultant compound of Example 40A and 39 mg N,N-diisopropylethylamine in CH_2Cl_2 . The mixture was stirred for 4 h, diluted with CH_2Cl_2 .

AP000390



washed with saturated NaHCO_3 and saturated NaCl , then dried over MgSO_4 , filtered, and concentrated in vacuo. The residue was subjected to preparative thin layer silica gel chromatography using a 2:1 mixture of 5:10:85 $\text{NH}_4\text{OH}/\text{CH}_3\text{OH}/\text{CH}_2\text{Cl}_2$:diethyl ether to yield 45 mg of residue. About 20 mg of this residue was purified by preparative HPLC to yield 13.5 mg of the title compound as a white solid. TLC: $R_f = 0.47$, 5:10:85 $\text{NH}_4\text{OH}/\text{CH}_3\text{OH}/\text{CH}_2\text{Cl}_2$. HPLC: $R_t = 12.79$ min; (^1H) -NMR (CDCl_3) consistent with structure.

Example 31

Compound 31. A solution of 39.7 mg of the resultant compound of Example 40A in CH_2Cl_2 was treated sequentially, at ambient temperature under an atmosphere of nitrogen, with 24 mg of N,N -diisopropylethylamine and 14.5 mg of phenyl chloroformate. The mixture was stirred for 3 h and then concentrated in vacuo. The residue was taken up in ethyl acetate and washed with 0.5 N HCl and saturated NaCl then dried over MgSO_4 , filtered, and concentrated in vacuo. The residue was purified by preparative thin layer silica gel chromatography using a 2:1 mixture of 5:10:85 $\text{NH}_4\text{OH}/\text{CH}_3\text{OH}/\text{CH}_2\text{Cl}_2$:diethyl ether to yield 39.7 mg of the title compound. TLC: $R_f = 0.53$, 5:10:85 $\text{NH}_4\text{OH}/\text{CH}_3\text{OH}/\text{CH}_2\text{Cl}_2$. HPLC: $R_t = 15.22$ min; (^1H) -NMR (CDCl_3) consistent with structure.

Example 32

Compound 32. A solution of 391 mg of the resultant compound of Example 39A in 4:1 CH_2Cl_2 /saturated aqueous NaHCO_3 was treated sequentially, at ambient temperature under an atmosphere of nitrogen, with 271 mg of 4-fluorobenzenesulfonyl chloride and 117 mg of sodium

AP000390



bicarbonate. The mixture was stirred for 14 h, diluted with CH_2Cl_2 , washed with saturated NaCl then dried over MgSO_4 , filtered, and concentrated in vacuo. The residue was purified by low pressure silica gel chromatography using 5% diethyl ether in CH_2Cl_2 as eluent to yield 420 mg of the title compound as a white solid. TLC: $R_f = 0.20$, 5% diethyl ether in CH_2Cl_2 . HPLC: $R_t = 17.41$ min; (^1H) -NMR (CDCl_3) consistent with structure.

Example 33

Compound 33. A solution of 30 mg of the resultant compound of Example 40A in CH_2Cl_2 was treated sequentially, at ambient temperature under an atmosphere of nitrogen, with 18.1 mg of N,N-diisopropylethylamine and 9.3 mg of benzyl isocyanate. The mixture was stirred 14 h and then concentrated in vacuo. The residue was taken up in ethyl acetate and washed with 0.5 N HCl and saturated NaCl then dried over MgSO_4 , filtered, and concentrated in vacuo. The residue was purified by preparative thin layer silica gel chromatography using a mixture of 5:10:85 $\text{NH}_4\text{OH}/\text{CH}_3\text{OH}/\text{CH}_2\text{Cl}_2$ to yield 30.2 mg of the title compound as a white solid. TLC: $R_f = 0.56$, 5:10:85 $\text{NH}_4\text{OH}/\text{CH}_3\text{OH}/\text{CH}_2\text{Cl}_2$. HPLC: $R_t = 14.36$ min; (^1H) -NMR (CDCl_3) consistent with structure.

Example 34

Compound 34. A solution of 55 mg of the resultant compound of Example 40A in CH_2Cl_2 was treated sequentially, at ambient temperature under an atmosphere of nitrogen, with 33.3 mg of N,N-diisopropylethylamine and 17.8 mg of 2-methoxyethyl chloroformate. The mixture was stirred for 3 h and then concentrated in vacuo. The residue was taken up

AP000390



in ethyl acetate and washed with 0.5 N HCl and saturated NaCl then dried over MgSO_4 , filtered, and concentrated in vacuo. The residue was purified by preparative thin layer silica gel chromatography using a 2:1 mixture of (5:10:85 $\text{NH}_4\text{OH}/\text{CH}_3\text{OH}/\text{CH}_2\text{Cl}_2$):diethyl ether to yield 48.1 mg of the title compound as a white solid. TLC: $R_f = 0.56$, 5:10:85 $\text{NH}_4\text{OH}/\text{CH}_3\text{OH}/\text{CH}_2\text{Cl}_2$. HPLC: $R_t = 13.43$ min; (^1H)-NMR (CDCl_3) consistent with structure.

Example 35

A. Compound XXI ($\text{D}' = \text{isobutyl}$, $\text{A}' = 4\text{-fluorophenyl}$, hydrochloride salt). A solution of 398 mg of the resultant compound of Example 32 in ethyl acetate was treated at -20°C with HCl gas. The HCl was bubbled through the mixture for 20 min over which time the temperature was allowed to warm to 20°C . Nitrogen was then bubbled through the mixture for 15 min and solvent removed in vacuo to yield 347 mg of the title compound as a white solid. TLC: $R_f = 0.82$, 5:10:85 $\text{NH}_4\text{OH}/\text{CH}_3\text{OH}/\text{CH}_2\text{Cl}_2$; (^1H)-NMR (CDCl_3) consistent with structure.

B. Compound 35. A solution of 111 mg of the resultant compound of Example 35A in CH_2Cl_2 was added, at ambient temperature under an atmosphere of nitrogen, to a solution of 118 mg of the resultant compound of Example 48A and 133 mg N,N -diisopropylethylamine in CH_2Cl_2 . The mixture was stirred for 14 h, diluted with CH_2Cl_2 , washed with saturated NaHCO_3 and saturated NaCl, then dried over MgSO_4 , filtered, and concentrated in vacuo. The residue was subjected to preparative thin layer silica gel chromatography using 5% CH_3OH in CH_2Cl_2 to yield 98.8 mg of the title compound as a white solid. TLC: $R_f = 0.48$, 5% CH_3OH in CH_2Cl_2 . HPLC:

AP000390



Rt = 15.18 min; (^1H)-NMR (CDCl_3) consistent with structure.

Example 36

Compound 36. A solution of 48 mg of the
5 resultant compound of Example 40A in CH_2Cl_2 was treated
sequentially, at ambient temperature under an
atmosphere of nitrogen, with 29.0 mg of N,N-
diisopropylethylamine and 15.1 mg of 3-butenyl
chloroformate. The mixture was stirred for 3 h and
10 then concentrated in vacuo. The residue was taken up
in ethyl acetate and washed with 0.5 N HCl and
saturated NaCl then dried over MgSO_4 , filtered, and
concentrated in vacuo. The residue was purified by
preparative thin layer silica gel chromatography using
15 a 2:1 mixture of (5:10:85 $\text{NH}_4\text{OH}/\text{CH}_3\text{OH}/\text{CH}_2\text{Cl}_2$):diethyl
ether to yield 43.8 mg of the title compound as a white
solid. TLC: Rf = 0.83, 5:10:85 $\text{NH}_4\text{OH}/\text{CH}_3\text{OH}/\text{CH}_2\text{Cl}_2$; Rf =
0.24, 5% diethyl ether in CH_2Cl_2 . HPLC: Rt = 14.76
min; (^1H)-NMR (CDCl_3) consistent with structure.

20

Example 37

Compound 37. A solution of 99 mg of the
resultant compound of Example 51D in 4:1
 CH_2Cl_2 /saturated aqueous NaHCO_3 was treated
sequentially, at ambient temperature under an
25 atmosphere of nitrogen, with 83.2 mg of 3,4-
dichlorobenzenesulfonyl chloride and 29 mg of sodium
bicarbonate. The mixture was stirred for 14 h, diluted
with CH_2Cl_2 , washed with saturated NaCl then dried over
 MgSO_4 , filtered, and concentrated in vacuo. The
30 residue was subjected to operative thin layer silica
gel chromatography using 5% CH_3OH in CH_2Cl_2 to yield
107 mg of the title compound as a white solid. TLC: Rf

AP 000390



= 0.35 (5% CH₃OH in CH₂Cl₂). HPLC: Rt = 17.27 min;
(¹H)-NMR (CDCl₃) consistent with structure.

Example 38

Compound 38. To a solution of 32 mg of the
5 resultant compound of Example 35A in CH₂Cl₂ was added,
at ambient temperature under an atmosphere of nitrogen,
14 mg of benzyl chloroformate and 21 mg N,N-
diisopropylethylamine. The mixture was stirred for 4
h, diluted with CH₂Cl₂, washed with saturated NaHCO₃ and
10 saturated NaCl, then dried over MgSO₄, filtered, and
concentrated in vacuo. The residue was purified by
preparative thin layer silica gel chromatography using
10% diethyl ether in CH₂Cl₂ as eluent to yield 33 mg of
product. TLC: R_f = 0.62, 10% diethyl ether in CH₂Cl₂.
15 HPLC: Rt = 17.27 min. (¹H)-NMR (CDCl₃) consistent with
structure.

Example 39

A. Compound XXI (D' = isobutyl, A = tert-butoxy
carbonyl, A' = H). A solution of 4.1 g of epoxide XX
20 (A=Boc) in 30 mL of ethanol was treated with 22.4 mL of
isobutylamine and heated under reflux for 1 h. The
mixture was concentrated to yield the title compound as
a white solid which was used without subsequent
purification. NMR (CDCl₃): δ 0.91 (d, 3H); 0.93 (d,
25 3H); 1.37 (s, 9H); 1.68 (br s, 2H); 2.40 (d, 2H); 2.68
(d, 2H); 2.87 (dd, 1H); 2.99 (dd, 1H); 3.46 (dd, 1H);
3.75 (br s, 1H); 3.80 (br s, 1H); 4.69 (d, 1H); 7.19-
7.32 (m, 4H).

B. Compound 39. To a solution of 514.1 mg of the
30 resultant compound of Example 39A in dichloromethane
(10 mL) was added aqueous sodium bicarbonate (5 mL) and
N-acetylsulfanilyl chloride (428.4 mg). After 14 h,
the resulting mixture was diluted with ethyl acetate,

AP000390



washed with sodium bicarbonate, saturated brine, dried over magnesium sulfate, filtered and concentrated in vacuo. The residue was purified by low pressure silica gel column chromatography using 20% ethyl acetate in dichloromethane eluent to yield 714.4 mg of the title product. TLC: R_f = 0.63, 60% ethyl acetate/dichloromethane, HPLC: R_t = 15.3 min; (¹H)-NMR (CDCl₃) consistent with structure.

Example 40

10 A. Compound XXII (D' = isobutyl, A = H, E = 4-acetamidophenyl), hydrochloride salt. To a solution of 691.4 mg (1.296 mmol) of the resultant compound of Example 39B in ethyl acetate (20 mL) at -20°C was bubbled anhydrous HCl gas for 10 min. The ice bath was removed and after an additional 15 min., the reaction mixture was sparged with nitrogen then concentrated in vacuo to provide 610 mg of title product which was used without subsequent purification.

20 B. Compound 40. A solution of 41.5 mg of the resultant crude compound of Example 40A in 5 mL of dichloromethane was treated sequentially, at ambient temperature under an atmosphere of nitrogen, with 18.1 mg of L- dihydroorotic acid, 0.031 mL (0.176 mmol) diisopropylethylamine, 15.5 mg (0.115 mmol) of 1-hydroxybenzotriazole hydrate, 22 mg (0.115 mmol) EDC. After 1 h, the slurry was treated with 1 mL of dimethylformamide. The mixture was stirred for 16 h and then concentrated in vacuo. The residue was taken up in ethyl acetate and washed with water and saturated brine, dried over magnesium sulfate, filtered and concentrated in vacuo. The residue was purified by thin layer preparative chromatography using (1/2/17 v/v/v/ 30% ammonium hydroxide/methanol/dichloromethane)

AP000390



eluent to provide 34.2 mg of the title product. TLC: $R_f = 0.33$, 1/2/17 v/v/v/ 30% ammonium hydroxide/methanol/dichloromethane). HPLC: $R_t = 11.3$ min; (1H)-NMR ($CDCl_3$) consistent with structure.

5

Example 41

Compound 41. To a solution of 42.8 mg of the resultant compound of Example 40A in 5 mL dichloromethane was added sequentially, at ambient temperature under an atmosphere of nitrogen, 17.2 mg of N-tert-butyl glyoxalic acid, 0.032 mL diisopropylethylamine, 16 mg of 1-hydroxybenzotriazole hydrate, 22.6 mg EDC. The mixture was stirred for 16 h and then concentrated in vacuo. The residue was taken up in ethyl acetate and washed with water, 0.5 N hydrochloric acid, washed with sodium bicarbonate, saturated brine, dried over magnesium sulfate, filtered and concentrated in vacuo. The residue was purified by thin layer preparative chromatography using 40% ethyl acetate/dichloromethane eluent to provide 14.9 mg of the title product. TLC: $R_f = 0.47$, 40% ethyl acetate/dichloromethane, HPLC: $R_t = 15.2$ min; (1H)-NMR ($CDCl_3$) consistent with structure.

10

15

20

Example 42

Compound 42. To a solution of 43.5 mg of the resultant crude compound of Example 40A in 5 mL dichloromethane was added sequentially at ambient temperature, under an atmosphere of nitrogen, 13.0 mg of succinamic acid, 0.024 mL diisopropylethylamine, 15.0 mg of 1-hydroxybenzotriazole hydrate, and 21.3 mg EDC. The mixture was stirred for 16 h and then concentrated in vacuo. The residue was taken up in ethyl acetate and washed with sodium bicarbonate, saturated brine, dried over magnesium sulfate, filtered

25

30

AP000390



and concentrated in vacuo. The residue was purified by thin layer preparative chromatography using (1/2/11 v/v/v/ 30% ammonium hydroxide/methanol/dichloromethane) eluent to provide 35.3 mg of the title product. TLC: R_f = 0.25, 1/2/11 v/v/v/ 30% ammonium hydroxide/methanol/dichloromethane, HPLC: R_t = 11.6 min; (¹H)-NMR (CDCl₃) consistent with structure.

Example 43

Compound 43. To a solution of 42.8 mg of the resultant compound of Example 40A in 5 mL dichloromethane was added sequentially, at ambient temperature under an atmosphere of nitrogen, with 14.1 mg of L-pyroglutamic acid, 0.024 mL diisopropylethylamine, 14.8 mg of 1-hydroxybenzotriazole hydrate, 20.9 mg EDC. The mixture was stirred for 16 h and then concentrated in vacuo. The residue was taken up in ethyl acetate and washed with water, 0.5 N hydrochloric acid, washed with sodium bicarbonate, saturated brine, dried over magnesium sulfate, filtered and concentrated in vacuo. The residue was purified by thin layer preparative chromatography using (1/2/11 v/v/v/ 30% ammonium hydroxide/methanol/dichloromethane) eluent to provide 29.9 mg of the title product. TLC: R_f = 0.33, 1/2/11 v/v/v/ 30% ammonium hydroxide/ methanol/ dichloromethane, HPLC: R_t = 11.7 min; (¹H)-NMR (CDCl₃) consistent with structure.

Example 44

A. 3-Pyridylmethyl-N-hydroxysucchinimdy carbonat. To a solution of 181.0 mg of 3 pyridinecarbinol in 5 mL acetonitrile was added sequentially at ambient temperature under an atmosphere of nitrogen, with 0.72 mL diisopropylethylamine and 354.1 mg of N,N'-

AP000390



disuccinimidyl carbonate. After 4 h, the resultant mixture was concentrated in vacuo to provide a yellow solid which was used without subsequent purification.

5 B. Compound 44. To a solution of 58.1 mg of the resultant crude compound of Example 40A in 3 mL of dichloromethane was added sequentially, at ambient temperature under an atmosphere of nitrogen, 0.075 mL diisopropylethylamine and 46.3 mg of the resultant compound of Example 20A. The mixture was stirred for 10 16 h and then concentrated in vacuo. The residue was taken up in diethyl ether and extracted into 3 x 25 mL of 0.5N HCl. The combined aqueous extracts were adjusted to pH 8 with solid sodium bicarbonate and extracted into 3 x 25 mL ethyl acetate. The combined 15 organic extracts were washed with saturated brine, dried over magnesium sulfate, filtered, and concentrated in vacuo. The residue was purified by thin layer preparative chromatography using (1/2/17/20 v/v/v/ 30% ammonium hydroxide/methanol/dichloromethane/ 20 diethyl ether) eluent to provide 10.3 mg of the title product. TLC: R_f = 0.4, 1/2/17/20 v/v/v/ 30% ammonium hydroxide/methanol/dichloromethane/diethyl ether, HPLC: R_t = 11.8 min; (¹H)-NMR (CDCl₃) consistent with structure.

25 Example 45

30 Compound 45. To a solution of 28.3 mg of the resultant compound of Example 39A in 4 mL of dichloromethane was added 1 mL saturated aqueous sodium bicarbonate solution, 9.2 mg sodium bicarbonate, and 0.013 mL of benzenesulfonyl chloride. After 14 h, the resulting mixture was diluted with ethyl acetate, washed with saturated brine, dried over magnesium sulfate, filtered and concentrated in vacuo. The

AP000390



residue was purified by thin layer preparative chromatography using 10% diethyl ether/dichloromethane eluent to provide 19.3 mg of the title product. TLC: R_f = 0.84, 25% diethyl ether/dichloromethane, HPLC: R_t = 17.2 min; (¹H)-NMR (CDCl₃) consistent with structure.

Example 46

Compound 46. To a solution of 47.0 mg (0.140 mmol) of the resultant compound of Example 39A in 4 mL of dichloromethane was added 1 mL saturated aqueous sodium bicarbonate solution, 17.6 mg of solid sodium bicarbonate, and 41.4 mg of 2,4 dimethylthiazole-5-sulfonyl chloride. After 14 h, the resulting mixture was diluted with ethyl acetate, washed with saturated brine, dried over magnesium sulfate, filtered and concentrated in vacuo. The residue was purified by thin layer preparative chromatography using 25% ethyl acetate/dichloromethane eluent to provide 34.6 mg of the title product. TLC: R_f = 0.44, 25% diethyl ether/dichloromethane, HPLC: R_t = 16.4 min; (¹H)-NMR (CDCl₃) consistent with structure.

Example 47

Compound 47. To a solution of 50.7 mg of the resultant compound of Example 39A in 4 mL of dichloromethane was added 1 mL saturated aqueous sodium bicarbonate solution, 15.2 mg of solid sodium bicarbonate, and 2-fluorobenzenesulfonyl chloride 35.2 mg. After 14 h, the resulting mixture was diluted with ethyl acetate, washed with saturated brine, dried over magnesium sulfate, filtered and concentrated in vacuo. The residue was purified by thin layer preparative chromatography using 10% diethyl ether/dichloromethane eluent to provide 40.5 mg of the title product. TLC: R_f = 0.44, 25% diethyl ether/

AP000390



dichloromethane, HPLC: R_t = 17.2 min; (^1H)-NMR (CDCl_3) consistent with structure.

Example 48

A. N-succinimidyl- (S)-3-tetrahydrofuryl carbonate.

5 To a solution of 12.5 mL of 1.93 M phosgene in toluene at 0-5°C was added 1.3 g of (S)-(+)-3-hydroxy-tetrahydrofuran. After stirring for 2 h, the reaction mixture was sparged with nitrogen and then concentrated to dryness in vacuo to provide 1.486 g of crude
10 chloroformate. This material was taken up in 10 mL of acetonitrile and treated sequentially at ambient temperature under an atmosphere of nitrogen with 1.17 g of N-hydroxysuccinimide and 1.41 mL of triethylamine. After stirring for 14 h, the reaction mixture was
15 concentrated in vacuo to provide 3.44 g of the title product as a white solid.

B. Compound 48. To a solution of 87.2 mg of the resultant compound of Example 40A in 5 mL of
20 dichloromethane was added sequentially, at ambient temperature under an atmosphere of nitrogen, 0.113 mL diisopropylethylamine and 68 mg of the resultant compound of Example 48A. The mixture was stirred for 16 h and then concentrated in vacuo. The residue was taken up in ethyl acetate and washed with water, 0.5 N
25 HCl, saturated sodium bicarbonate, saturated brine, dried over magnesium sulfate, filtered, and concentrated in vacuo. The residue was purified by silica gel chromatography using (3/6/20/65 v/v/v/v/ 30% ammonium hydroxide/methanol/diethyl
30 ether/dichloromethane) eluent followed by crystallization from a mixture of dichloromethane, diethyl ether, and hexanes to provide 58 mg of the title product. TLC: R_f = 0.17, 75% ethyl acetate/dichloromethane, HPLC:

AP000390



Rt = 13.1 min.; (¹H)-NMR (CDCl₃) consistent with structure.

Example 49

Compound 49. Following the procedure described in Example 83, a solution of the resultant compound of Example 39A in CH₂Cl₂ is reacted with 2,4-difluorobenzenesulfonyl chloride in the presence of water and NaHCO₃. Following dilution with additional CH₂Cl₂ and aqueous workup, the resultant product is dried over MgSO₄, filtered, and concentrated in vacuo. The residue is then purified by silica gel chromatography using an appropriate solvent system to yield the title product.

Example 50

Compound 50. A solution of 30 mg of the resulting compound of Example 58 and 9 μL of dimethylsulfamoyl chloride in 10 mL of CH₂Cl₂ was reacted in the same manner as described for Example 14. After workup and purification by preparative reversed-phase C₁₈ HPLC using a linear gradient of 35% to 100% CH₃CN/H₂O with 0.1% TFA as eluent, 6.5 mg of the title compound was obtained. TLC: R_f = 0.2, 3% CH₃OH in CH₂Cl₂. HPLC: Rt = 15.96 min; (¹H)-NMR (CDCl₃) consistent with structure.

Example 51

A. Compound XXI (A = tert-butoxycarbonyl, D' = isobutyl, A' = benzyloxycarbonyl). To a solution of the resultant compound of Example 39A (2.5g, 7.43 mmol) in CH₂Cl₂ (50mL) was added triethylamine (2.1 mL, 14.9 mmol) followed by addition of benzyl chloroformate (1.2 mL, 8.1 mmol). The mixture was allowed to stir at ambient temperature for 6 h. The solution was diluted

AP000390



with 1 L of CH_2Cl_2 and washed with water. The organics were dried over anhydrous MgSO_4 , concentrated under reduced pressure, then purified via silica gel chromatography. Gradient solvent system: CH_2Cl_2 followed by 3:97 methanol/ CH_2Cl_2 . The title compound (2.97 g, was obtained as a colorless oil. TLC: $R_f=0.14$, 3:97 methanol/ CH_2Cl_2 ; (^1H)-NMR (CDCl_3) consistent with structure.

B. Compound XXI (A = H, D' = isobutyl, A' = benzyloxycarbonyl, hydrochloride salt). To a solution of 1.5 g (3.187 mmol) of the resultant compound of Example 51A in ethyl acetate (25 mL) at -20°C was bubbled anhydrous HCl gas for 10 min. The ice bath was removed and after an additional 15 min. the reaction mixture was sparged with nitrogen, then concentrated in vacuo to provide 1.29 g of title product as a white solid which was used directly for ensuing reaction. TLC: $R_f = 0.14$, 10% methanol/ CH_2Cl_2 .

C. Compound XXI (A = (S)-3-tetrahydrofuryloxycarbonyl, D' = isobutyl, A' = benzyloxycarbonyl). To a solution of 1.077 g of the resultant crude compound of Example 51B (2.647 mmol) in acetonitrile (10 mL) was added sequentially at ambient temperature under an atmosphere of nitrogen, 1.61 mL (9.263 mmol) of diisopropylethylamine and 910 mg (3.97 mmol) of the resultant compound of Example 48A. After stirring for 3 h, an additional 223 mg (0.973 mmol) of the resultant compound of Example 48A was added. The mixture was stirred for 16 h and then concentrated in vacuo. The residue was taken up in ethyl acetate and washed with water, 0.5 N HCl, saturated sodium bicarbonate, saturated brine, dried over magnesium sulfate, filtered, and concentrated in vacuo. The

AP000390



residue was purified by low pressure silica gel column chromatography using a gradient 10% to 25% ethyl acetate in CH_2Cl_2 eluent to yield 1.025 g of the title product as a white solid. TLC: R_f = 0.10, 10% ethyl acetate/ CH_2Cl_2 ; (^1H)-NMR (CDCl_3) consistent with structure.

D. Compound XXI (A=(S)-3-tetrahydrofuryloxycarbonyl, D' = isobutyl, A' = H). A solution of 872 mg (1.799 mmol) of the resultant compounds of Example 51C in (10 mL) of ethyl alcohol was added, at ambient temperature under a nitrogen atmosphere, to a slurry of 87 mg (10% by weight) of 10% palladium on carbon in (5 mL) ethyl alcohol and hydrogenated for 16 h under a slight positive pressure of hydrogen. The mixture was filtered and concentrated in vacuo to yield 553.2 mg of the title product as a colorless glass which was used directly for ensuing reaction. TLC: R_f = 0.46, 10% methanol/ CH_2Cl_2 .

E. Compound 51. To a solution of 72.7 mg (0.207 mmol) of the resultant compound of Example 51D in CH_2Cl_2 (4 mL) was added aqueous sodium bicarbonate (1 mL), solid sodium bicarbonate 22.6 mg (0.27 mmol), and 2-(pyrid-2-yl)-thiophene-5-sulfonyl chloride 64.6 mg, (0.249 mmol). After 14 h, the resulting mixture was diluted with ethyl acetate, washed with saturated brine, dried over magnesium sulfate, filtered and concentrated in vacuo. The residue was purified by thin layer preparative chromatography using 15 to 30% ethyl acetate/ CH_2Cl_2 eluent to provide 53 mg of the title product as a white solid. TLC; R_f = 0.25, 25% ethyl acetate/ CH_2Cl_2 , HPLC: R_t = 15.3 min; (^1H)-NMR (CDCl_3) consistent with structure.

AP000390



Example 52

5 A. N-hydroxysuccinimidyl- (RS)-3-hydroxy-
tetrahydrofuryl carbonate. The title compound was
prepared as described in Example 48A starting with
1.0 g of (RS)-3-hydroxy-tetrahydrofuran and yielding
2.33 g of a white solid.

10 B. Compound 52. To a solution of 105 mg of the
resultant compound of Example 35A in CH_2Cl_2 was added,
at ambient temperature under an atmosphere of nitrogen,
112 mg of the resultant compound of Example 52A and 126
mg N,N-diisopropylethylamine. The mixture was stirred
for 4 h, diluted with CH_2Cl_2 , washed and saturated
15 NaHCO_3 and saturated NaCl , then dried over MgSO_4 ,
filtered, and concentrated in vacuo. The residue was
purified by low pressure silica gel chromatography
using 5% CH_3OH in CH_2Cl_2 as eluent to yield 101.4 mg of
product. TLC: R_f = 0.52, 5% CH_3OH in CH_2Cl_2 . HPLC: R_t
= 15.05 min. (^1H)-NMR (CDCl_3) consistent with
structure.

20

Example 53

Compound 53. To a solution of 72.3 mg
(0.19 mmol) of the resultant compound of Example 51D in
 CH_2Cl_2 (4 mL) was added aqueous sodium bicarbonate
(1 mL), solid sodium bicarbonate 19.2 mg (0.228 mmol),
25 and 4-acetamido-3-chlorobenzene sulfonyl chloride
61.1 mg, (0.228 mmol). After 14 h, the resulting
mixture was diluted with EtOAc, washed with saturated
brine, dried over magnesium sulfate, filtered and
concentrated in vacuo. The residue was purified by low
30 pressure silica gel column chromatography using 20% to
45% EtOAc/ CH_2Cl_2 eluent to provide 49.1 mg of the title
product. TLC: R_F = 0.29, 50% EtOAc/ CH_2Cl_2 , HPLC: R_t =
13.9 min; (^1H)-NMR (CDCl_3) consistent with structure.

AP 000390



Example 54

Compound 54. A solution of 260 mg of the resulting Compound of 39A and 45 mg of 3-acetamido-4-fluorobenzenesulfonyl chloride in 10 mL of CH_2Cl_2 was
5 reacted in the same manner as described for Example 14. After workup and purification by preparative reversed-phase C_{18} HPLC using a linear gradient of 35% to 100% $\text{CH}_3\text{CN}/\text{H}_2\text{O}$ with 0.1% TFA as eluent, 1.4 mg of the title compound was obtained. TLC: $R_f = 0.25$, 5% CH_3OH in
10 CH_2Cl_2 . HPLC: $R_t = 15.63$ min; (^1H)-NMR (CDCl_3) consistent with structure.

Example 55

Compound 55. 35.0 mg of the resulting compound of Example 54 was treated with 1 mL of 90%
15 aqueous TFA and allowed to stand for 12 h. The mixture was concentrated in vacuo and the residue taken up in 10 mL of dry CH_2Cl_2 , treated with 34 μL of DIEA (0.23 mmoles) and 20 mg of 1-benzyl-3-tert-butyl-1H-pyrazole-5-carbonyl chloride. The mixture was stirred for
20 1.5 h, then diluted with in CH_2Cl_2 , and washed with 1 N HCl. After drying over MgSO_4 and concentrating in vacuo, a portion of the mixture was purified by preparative reversed-phase C_{18} HPLC using a linear gradient of 35% to 100% $\text{CH}_3\text{CN}/\text{H}_2\text{O}$ with 0.1% TFA for
25 elution to obtain 1.1 mg of the title compound. TLC: $R_f = 0.8$, 5% CH_3OH in CH_2Cl_2 . HPLC: $R_t = 18.25$ min; (^1H)-NMR (CDCl_3) consistent with structure.

Example 56

A. S(-)-1-phenylethyl-N-hydroxysuccinimidyl carbonate.
30 The title compound was prepared from 9.5 μL of S(-)-1-phenylethanol and 30 m of N,N-disuccinimidyl carbonate as described in Example 44A. The resulting material

AP000390



was used without subsequent purification; (^1H)-NMR (CDCl_3) consistent with structure.

5 B. Compound 56. 45.0 mg Of the resulting compound of Example 58 was treated with 1 mL of 90% aqueous TFA and allowed to stand for 12 h. The mixture was concentrated in vacuo and the residue taken up in 15 mL of dry CH_2Cl_2 , treated with the above mixed anhydride and 65 μL of triethylamine. The mixture was stirred for 14 h then diluted with ethyl acetate and washed with saturated sodium bicarbonate solution and saturated brine, dried over magnesium sulfate, filtered and concentrated in vacuo. A portion of the mixture was purified by preparative reversed-phase C_{18} HPLC using a linear gradient of mixture was purified by preparative reversed-phase C_{18} HPLC using a linear gradient of 35% of 100% $\text{CH}_3\text{CN}/\text{H}_2\text{O}$ with 0.1% TFA for elution to obtain 1.1 mg of the title compound. TLC: R_f = 0.5, 3% CH_3OH in CH_2Cl_2 . HPLC: R_t = 17.44 min; (^1H)-NMR (CDCl_3) consistent with structure.

Example 57

20 Compound 57. 30 mg of the resultant compound of Example 58 was treated with 1 mL of 90% aqueous TFA and allowed to stand for 12 h. The mixture was concentrated in vacuo and the residue taken up in 25 mL of dry CH_2Cl_2 , washed and saturated sodium bicarbonate solution, dried over magnesium sulfate, filtered and concentrated in vacuo. A solution of 14 mg of the resultant free amine in 10 mL of CH_2Cl_2 was treated with 6 μL of phenoxyacetyl chloride and 12 μL of triethylamine. The mixture was stirred under an inert atmosphere for 1 h, then diluted in CH_2Cl_2 and washed with 1 N HCl. After drying over MgSO_4 and concentrating in vacuo. A portion of the mixture was

AP000390



purified by preparative reversed-phase C₁₈ HPLC using a linear gradient of 35% to 100% CH₃CN/H₂O with 0.1% TFA as eluant to obtain 16.5 mg of the title compound.

TLC: R_f = 0.25, 3% MeOH in CH₂Cl₂. HPLC: R_t = 16.6 min; (¹H)-NMR (CDCl₃) consistent with structure.

Example 58

Compound 58. A solution of 500 mg of the resulting compound of Example 39A and 370 mg of benzofurazan-4-sulfonyl chloride in 10 mL of CH₂Cl₂ was reacted in the same manner as described for Example 14. After workup, the title compound was obtained by crystallization from hot ethanol. Further purification of this material by preparative reversed-phase C₁₈ HPLC using a linear gradient of 35% to 100% CH₃CN/H₂O with 0.1% TFA as eluent gave 2.0 mg of the title compound. TLC: R_f = 0.35, 3% CH₃OH in CH₂Cl₂. HPLC: R_t = 17.00 min; (¹H)-NMR (CDCl₃) consistent with structure.

Example 59

A. R(+)-1-phenylethyl-N-hydroxysuccinimidyl carbonate. The title compound was prepared from R(+)-1-phenylethanol as described in Example 56A to yield a white solid. The resulting material was used directly for subsequent reaction; (¹H)-NMR (CDCl₃) consistent with structure.

B. Compound 59. A 36 mg portion of the resultant compound of Example 58 and 0.21 μmol of the resulting compound of 59A were reacted in the manner described in example 56B. After workup and purification by preparative reversed-phase C₁₈ HPLC using a linear gradient of 35% to 100% CH₃CN/H₂O with 0.1% TFA as eluant, 1.0 mg of the title compound was obtained as a white solid. TLC: R_f = 0.45, 3% MeOH in CH₂Cl₂. HPLC:

AP000390



Rt = 17.34 min; ^1H -NMR (CDCl_3) consistent with structure.

Example 60

Compound 60. To a solution of 70 mg of the resultant compound of Example 51D in 10 mL of CH_2Cl_2 was added 3 mL of saturated aqueous sodium bicarbonate solution, 50 mg of sodium bicarbonate, and 53 mg of benzofurazan-4-sulfonyl chloride. The mixture was stirred vigorously for 4 h, then the resulting mixture was diluted with CH_2Cl_2 , washed with saturated brine, dried over magnesium sulfate and filtered. After concentration of the mixture in vacuo, the residue was purified by thick layer silica gel chromatography using 5% MeOH/ CH_2Cl_2 as eluant to obtain 80 mg of the title compound as a white solid. TLC: Rf = 0.80, 5% MeOH in CH_2Cl_2 . HPLC: Rt = 14.96 min; ^1H -NMR (CDCl_3) consistent with structure.

Example 61

Compound 61. To a solution of 35.5 mg (0.076 mmol) of the resultant compound of Example 16 in 1 mL of dichloromethane was sequentially added 27.6 μL (0.159 mmol) of diisopropylethyl amine and 12 μL (0.083 mmol) of benzyl chloroformate. After 1 hour, the mixture was concentrated in vacuo. The residue was purified by preparative thin layer chromatography with 50% ethyl acetate/dichloromethane as an eluent to yield 38.7 mg of the title compound as a white solid; TLC: Rf = 0.63, 50% ethyl acetate/dichloromethane; HPLC: Rt = 15.45 min; ^1H -NMR (CDCl_3) consistent with structure.

AP000390



Example 62

A. Benzofurazan-4-sulfonic acid. To a solution of 252.0 mg (1.05 mmol) of o-nitroaniline-m-sulfonic acid sodium salt in 1 mL of water was added 0.52 mL of 2.0 N HCl. After 1/2 h, 0.68 mL (1.05 mmol) of tetrabutylammonium hydroxide (40% in water) was added. After 2 hours, the mixture was concentrated in vacuo. A solution of the residue in 7 mL of acetic acid was treated with 488.5 mg (1.10 mmol) of lead tetraacetate. After 24 hours, the precipitate was filtered and washed with small amount of acetic acid. The solid was further dried in vacuo to yield 267.9 mg of product. TLC: Rf = 0.09, 10% CH₃OH/CH₂Cl₂.

B. Benzofurazan-4-sulfonyl chloride. To a solution of 137.0 mg (0.522 mmol) of triphenylphosphine in 0.5 mL of dichloromethane was slowly added 47 µL (0.594 mmol) of sulfuric chloride at 0°C. The ice-water bath was removed and the crude resultant compound of Example 62A in 0.5 mL of dichloromethane was added slowly. After 3 hours, the mixture was treated with 30 mL of 50% ether/hexane. The supernatant was decanted into a dry flask and concentrated in vacuo. The residue was purified by filtering through a plug of silica gel with 25% ethyl acetate as an eluent to yield 23 mg of product. TLC: Rf = 0.6, 10% CH₃OH/CH₂Cl₂; ¹H-NMR (CDCl₃) consistent with structure.

C. Compound 62. To a solution of 55.7 mg (0.166 mmol) of the resultant compound of Example 39A in 1 mL of dichloromethane was sequentially added 0.5 mL of saturated NaHCO₃, a small amount of solid NaHCO₃ and the resultant compound of Example 62B. After 3 hours, the mixture was diluted with dichloromethane. The two layers were separated and the aqueous layer was

AP 000390



5 extracted once with dichloromethane. The combined organic layer was washed with brine then dried over MgSO_4 , filtered and concentrated in vacuo. The residue was purified by preparative HPLC to yield 5.3 mg of the title compound as a white solid; TLC: $R_f = 0.40$, 50% ethyl acetate/dichloromethane; HPLC $R_t = 16.5$ min; ^1H -NMR (CDCl_3) consistent with structure.

Example 63

10 A. A solution of 3.0 mg (0.0058 mmol) of the resultant title compound of Example 62 in 2 mL ethyl acetate was treated with HCl gas (moderate stream) for 3 minutes. The mixture was concentrated in vacuo to yield the crude amine hydrochloride salt. TLC: $R_f = 0.20$, 10% $\text{CH}_3\text{OH}/\text{CH}_2\text{Cl}_2$.

15 B. Compound 63. To a solution of the crude resultant compound of Example 63A in 1 mL of dichloromethane was sequentially added 2.1 μL (0.0121 mmol) of diisopropyl ethyl amine and 0.9 μL (0.0064 mmol) of benzyl chloroformate. After 1 hour, the mixture was
20 concentrated in vacuo. The residue was purified by preparative thin layer chromatography with 90% dichloromethane/methanol as an eluent to yield 2.6 mg of the title compound as a white solid; TLC: $R_f = 0.34$, 50% ethyl acetate/dichloromethane; HPLC, $R_t = 17.1$ min;
25 ^1H -NMR (CDCl_3) consistent with structure.

Example 64

30 A. 5-(Dimethylamino)thioxomethoxy)-benzofurazan. To a solution of 500 mg (3.67 mmol) of 5-hydroxybenzofurazan in 10 mL of DMF was added 140 mg (4.59 mmol) of NaH in small portions. The resulting mixture was stirred at room temperature until no more gas evolved. The flask was then immersed in a cold

AP000390



water bath and 540 mg (4.41 mmol) of dimethylthiocarbamoyl chloride (from Aldrich) was added. After 5 minutes, the water bath was removed the mixture was heated to 80°C for 1 hour. After being
5 cooled to room temperature, the mixture was poured into 20 mL of 0.5 N NaOH three times and water three times. The solid was dried in vacuum to yield 580 mg of product that was used in the next reaction without further purification; TLC: Rf = 0.20, 20% ethyl
10 acetate/hexane; (¹H)-NMR (CDCl₃) consistent with structure.

B. 5-((Dimethylamino)carbonyl)thio)-benzofurazan. The crude product, 510 mg (2.28 mmol), from Example 64A was heated to 190°C in a sealed tube. After 5 hours,
15 it was cooled to room temperature and ethyl acetate was added. The solution was filtered through a plug of a silica and concentrated in vacuo to yield 360 mg of product which was again used in the next reaction without further purification. TLC: Rf = 0.20, 20%
20 ethyl acetate/hexane.

C. 5-Mercaptobenzofurazan. To a solution of 357.4 mg (1.60 mmol) of the resultant compound of Example 64B in 2 mL of methanol was added 7 mL of 6 N NaOH. The mixture was heated to 90°C for 2 hours. The mixture
25 was poured into 100 mL ice and acidified with concentrated HCl. The slurry was filtered and rinsed three times with water. The residue was dried in vacuo to yield 145.6 mg of product; TLC: Rf = 0.70, 20% ethyl acetate/hexane; (¹H)-NMR (CDCl₃) consistent with
30 structure.

D. Benzofurazan-5-sulfonyl chloride. Chlorine gas was bubbled through a solution of 39.9 mg (0.26 mmol)

AP000390



of the resultant compound of Example 64C in a mixture of 1 mL of ethyl acetate and 0.5 mL of water for 3 minutes. The mixture was then washed repeatedly with brine until no more precipitate formed. The organic layer was dried over MgSO_4 , filtered and concentrated to yield 30 mg of the product (52%). TLC: R_f = 0.22, 20% ethyl acetate/hexane.

E. Compound 64. A solution of the resultant compounds of Examples 52D and 39A (total yields) in a mixture of 1 mL of dichloromethane, 0.3 mL of saturated NaHCO_3 and a small amount of solid NaHCO_3 was stirred at room temperature for 2 hours. The solution was diluted with 30 mL of dichloromethane and the two layers were separated. The aqueous layer was extracted once with dichloromethane chloride. The combined organic layer was washed with brine, dried over MgSO_4 and concentrated. The residue was purified by preparative thin layer chromatography with 90% dichloromethane/ether as an eluent to yield 30 mg of the title product as a white solid; TLC: R_f = 0.46, 10% $\text{Et}_2\text{O}/\text{CH}_2\text{Cl}_2$, HPLC R_t = 17.6 min; (^1H) -NMR (CDCl_3): δ 8.45 (s), 1H; 7.96(d), 1H; 7.65 (d), 1H; 7.25(m), 5H; 4.65(d), 1H; 3.85(m), 1H; 3.78(m), 1H; 3.30(d), 2H; 3.10(m), 2H; 2.90(m), 2H; 1.90(m), 1H; 1.40(s), 9H; 0.90 (d), 6H.

Example 65

Compound 65. A solution of 13.1 mg (0.025 mmol) of the resultant compound of Example 64E in 1.5 mL of ethyl acetate was treated with gaseous HCl (moderate stream) at 0°C for 3 minutes. The solvent was removed to yield a solid residue which was used in the next reaction without further purification; TLC: R_f = 0.52, 10% $\text{CH}_3\text{OH}/\text{CH}_2\text{Cl}_2$. A solution of this

AP000390



hydrochloride salt (entire yield) in 1 mL of dichloromethane was treated sequentially with 9.2 μ L (0.053 mmol) of diisopropyl ethyl amine and 4.0 μ L (0.028 mmol) of benzyl chloroformate. After 3 hours, the mixture was concentrated and purified by preparative thin layer chromatography with 90% dichloromethane/ether as an eluent to yield 11.7 mg of the title compound as a white solid; TLC: Rf = 0.65, 10% Et₂O/CH₂Cl₂; HPLC Rt = 17.6 min; (¹H)-NMR (CDCl₃): δ 8.45(s), 1H; 7.96(d), 1H; 7.65(d), 1H; 7.25(m), 10H; 5.00, (m), 2H; 4.85(d), 1H; 3.86(m), 2H; 3.60(bs), 1H; 3.25(m), 12H; 3.05(d), 2H; 2.96(m), 1H; 2.98(m), 1H; 1.88(m), 1H; 0.90(dd), 6H.

Example 66

Compound 66. A solution of 100 mg (0.46 mmol) of the resultant compound of Example 64D and 101 mg (0.286 mmol) of the resultant compound of Example 48A in a mixture of 2 mL of dichloromethane, 0.5 mL of saturated NaHCO₃ and small amount of solid NaHCO₃ was stirred at room temperature for 2 hours. The solution was diluted with 50 mL of dichloromethane and the two layers were separated. The aqueous layer was extracted once with dichloromethane. The combined organic layer was washed with brine, dried over MgSO₄ and concentrated. The residue was purified by preparative thin layer chromatography with 20% ethyl acetate/hexane as an eluent to yield 82 mg of the title product as a slightly impure pale yellow solid. The material was further purified by preparative HPLC with a linear gradient solvent system of 35% to 80% of acetonitrile/water (0.1% TFA) over 80 min. Upon removal the solvents 50 mg of white solid was obtained. TLC: Rf = 0.46, 10% Et₂O/CH₂Cl₂; HPLC, Rt = 17.6 min; (¹H)-NMR (CDCl₃): δ 8.45 (s), 1H; 7.96 (d), 1H; 7.65

AP000390



(d), 1H; 7.25 (m), 5H; 5.15 (m), 1H; 4.85 (d), 1H; 3.82 (m), 4H; 3.68 (d), 1H; 3.20 (m), 2H; 3.05 (d), 2H; 2.96 (m), 1H; 2.88 (m), 1H; 2.14 (m), 1H; 1.92 (m), 2H; 1.50 (bs), 1H; 0.90 (dd), 6H.

5

Example 67

Compound 67. Following the procedure described in Example 40B, a solution of the resultant compound of Example 40A in CH_2Cl_2 is treated with bis-((carboxamido)-amino)-acetic acid, diisopropylethylamine, HOBT, and EDC in a 1:1:1:1:1 molar ratio. the mixture is stirred for 16 h at ambient temperature while protected from moisture, then diluted with additional CH_2Cl_2 and washed sequentially with H_2O , saturated NaHCO_3 solution and brine, then dried over MgSO_4 and concentrated in vacuo. The residue is purified by silica gel chromatography using an appropriate eluant to yield the title product.

10

15

Example 68

Compound 68. This compound was prepared by the route described in Example 26, except that the reacting amine used was the resulting compound of Example 39A (146 mg, 0.43 mmol) and the acylating agent was 4-fluorophenyl sulphonyl chloride (27 mg, 0.14 mmol). After chromatographic purification on a silica gel column using 8% $\text{CH}_3\text{OH}/\text{CH}_2\text{Cl}_2$ as eluent, 92.8 mg of the title compound was obtained. HPLC: R_t = 15.9 minutes. TLC: R_f = 0.54, 8% $\text{MeOH}/\text{CH}_2\text{Cl}_2$; (^1H) -NMR (CDCl_3) consistent with structure.

20

25

Example 69

A. The resulting compound of Example 68 (72.1 mg, 0.167 mmol) was dissolved in 90% aqueous TFA (3.3 mL),

30

AP000390



and the reaction mixture stirred for 3 hours at room temperature, then was concentrated to dryness. TLC: Rf = 0.29, 8% MeOH/CH₂Cl₂.

5 B. Compound 69. To a solution of the resulting compound of Example 69A (41.7 mg, 0.09 mmol) in CH₂Cl₂ (2 mL) was added diisopropylethylamine (47 µl, 0.27 mmol) and the resulting compound of Example 48A (33 mg, 0.15 mmol), and the reaction proceeded for 14 hours at room temperature. The reaction mixture was then
10 concentrated, and the residue was chromatographed on a silica gel column using 8% THF/CH₂Cl₂ as eluent, yielding the desired compound which was further subjected to purification by preparative HPLC, yielding 7.8 mg of a white solid. HPLC: Rt = 13.5 minutes.
15 TLC: Rf = 0.36, 8% THF/CH₂Cl₂; (¹H)-NMR (CDCl₃) consistent with structure.

Example 70

Compound 70. A solution of 30 mg of the resulting compound of Example 54 and 17.6 mg of 3-acetamido-4-
20 fluorobenzenesulfonyl chloride in 10 mL of CH₂Cl₂ was reacted in the same manner as described for Example 14. After workup and purification by preparative reversed-phase C₁₈ HPLC using a linear gradient of 35% to 100% CH₃CN/H₂O with 0.1% TFA as eluent, 2.0 mg of the title
25 compound was obtained. TLC: Rf = 0.5, 10% CH₃OH in CH₂Cl₂. HPLC: Rt = 13.74 min; (¹H)-NMR (CDCl₃) consistent with structure.

Example 71

Compound 71. A 30 mg portion of the
30 resultant compound of Example 58 was deprotected with trifluoroacetic acid and the resulting compound reacted with 9 µL of dimethylsulfamoyl chloride in 10 mL of

AP000390



CH₂Cl₂ was reacted in the manner described in Example 14. After workup and purification by preparative reversed-phase C₁₈ HPLC using a linear gradient of 35% to 100% CH₃CN/H₂O with 0.1% TFA as eluant, 6.5 mg of the title compound was obtained. TLC: R_f = 0.2, 3% MeOH in CH₂Cl₂. HPLC: R_t = 15.96 min; (¹H)-NMR (CDCl₃) consistent with structure.

Example 72

Compound 72. A solution of the resulting compound from the trifluoroacetic acid deprotection of Example 69A (31 mg, 0.07 mmol) in CH₂Cl₂ (2 mL) was added diisopropylethylamine (47 µl, 0.27 mmol) and dimethylsulfamoyl chloride (22 µl, 0.20 mmol), and the reaction proceeded for 16 hours at room temperature. The reaction mixture was then concentrated, and the residue was chromatographed on a thick layer silica gel plate (1.0 mm) using 5% THF/CH₂Cl₂ as eluent, yielding the desired compound which was further subjected to purification by preparative HPLC to yield 7.8 mg of a white solid. HPLC: R_t = 14.8 minutes. TLC: R_f = 0.44, 5% THF/CH₂Cl₂.

Example 73

Compound 73. A 43 mg portion of the resultant compound of Example 54 was treated with 1 mL of 90% aqueous TFA and allowed to stand for 12 h. The mixture was concentrated in vacuo and the residue taken up in 5 mL of CH₂Cl₂. To this solution, 3 mL saturated aqueous sodium bicarbonate and 25 mg of 2,5-dimethoxybenzenesulfonyl chloride was added, and the mixture was stirred for 12 h, warming slowly to ambient temperature. After concentration of the mixture in vacuo, the residue was purified by thick layer silica gel chromatography using 3% MeOH/CH₂Cl₂ as

AP000390



eluant followed by preparative reversed-phase C₁₈ HPLC using a linear gradient of 35% to 100% CH₃CN/H₂O with 0.1% TFA as eluant to obtain 5.5 mg of the title compound. TLC: R_f = 0.20, 3% MeOH/CH₂Cl₂. HPLC: R_t = 15.15 min; (¹H)-NMR (CDCl₃) consistent with structure.

Example 74

A. Compound XXI (A = tert-butoxycarbonyl, D' = cyclopropylmethyl, A' = H). To a solution of compound XX (A = tert-butoxycarbonyl) (0.8 g, 2.67 mmol) in ethanol (30 mL) was added a solution of KOH (0.18 g, 3.2 mmol) in ethanol (20 mL) and the mixture stirred for 45 min at room temperature. In a separate flask, a solution of cyclopropylmethyl-amine hydrochloride (1.44 g, 13.3 mmol) in ethanol (20 mL) was added KOH (0.75 g, 13.3 mmol). The mixture was stirred 30 min at room temperature. The solutions were combined and heated at 85°C for 3 h. The solution was concentrated under reduced pressure and the residue slurried in diethyl ether and filtered. The ethereal layer was concentrated to give 0.32 g of a white solid; (¹H)-NMR (CDCl₃) consistent with structure.

B. Compound 74. To a solution of the resulting compound of Example 74A (0.1 g, 0.30 mmol) in CH₂Cl₂ (20 mL) was added a saturated solution of sodium bicarbonate, followed by addition of solid sodium bicarbonate (30 mg, 0.36 mmol), then 4-fluorobenzenesulfonyl chloride (0.07 g, 0.36 mmol). The mixture was allowed to stir at room temperature for 4 h. The organics were extracted into 250 mL CH₂Cl₂, dried over anhydrous MgSO₄, concentrated under reduced pressure then purified via medium pressure liquid chromatography using a gradient system of CH₂Cl₂ followed by 0.5:99.5 methanol/CH₂Cl₂ followed by 1:99

AP000390



methanol/ CH_2Cl_2 . The title compound was obtained as 35 mg of a colorless foam. HPLC: R_t = 16.8 min. TLC: R_f = 0.32, 3:97 methanol/ CH_2Cl_2 ; (^1H)-NMR (CDCl_3) consistent with structure.

Example 75

A. Compound XXI (A = tert-butoxycarbonyl, D' = isopropyl, A' = H). To a solution of Compound XX (A = tert-butoxycarbonyl) (1.67 mmol) in ethanol (10 mL) was treated with isopropylamine (10 mL). The solution was heated to 85°C for 72 h. The solution was filtered then concentrated under reduced pressure to give 0.56 g of the title compound which was used without subsequent purification. (^1H)-NMR (CDCl_3) consistent with structure.

B. Compound 75. To a solution of the resultant compound of Example 75A (0.2 g, 0.65 mmol) in CH_2Cl_2 (10 mL) was added a saturated solution of sodium bicarbonate (3 mL), followed by addition of solid sodium bicarbonate (0.11 g, 1.31 mmol), then p-fluorobenzenesulfonyl chloride (0.25 g, 1.28 mmol). The mixture was stirred overnight at ambient temperature. The organics were extracted into 100 mL CH_2Cl_2 , dried over anhydrous MgSO_4 , concentrated under reduced pressure then purified via medium pressure silica gel chromatography using a gradient system of CH_2Cl_2 followed by 1:99 methanol/ CH_2Cl_2 . The title compound was obtained as a colorless foam 200 mg. TLC: R_f = 0.22, 3:97 methanol/ CH_2Cl_2 , HPLC: R_t = 16.48 min; (^1H)-NMR (CDCl_3) consistent with structure.

AP0000390



Example 76

5 A. Compound XXI (A = tert-butoxycarbonyl, D' = morpholinyl, A' = H). To a solution of compound XX (A = Boc) in ethanol is added 3 molar equivalents of N-
amino morpholine. The mixture is heated under reflux
for 12 h, cooled, and the mixture concentrated in
vacuo. The residue is purified by preparative
reversed-phase chromatography using a linear gradient
of 5% to 100% acetonitrile/H₂O as eluant to yield the
10 title compound.

15 B. Compound 76. Following the procedure described in Example 81, a solution of the resultant compound of Example 76A in CH₂Cl₂ is reacted with 4-
fluorobenzenesulfonyl chloride in the presence of water
and NaHCO₃. Following dilution with additional CH₂Cl₂
and aqueous workup, the resultant product is dried over
MgSO₄, filtered, and concentrated in vacuo. The
residue is then purified by silica gel chromatography
using an appropriate solvent system to yield the title
20 product.

Example 77

25 A. Compound XXI (A = tert-butoxycarbonyl, D' = 4-N,N-dimethylamino)-benzyl, A' = H). To a solution of compound XX (A = Boc) in ethanol is added 3 molar
equivalents of 4-aminomethyl-(N,N-dimethyl)-aniline.
The mixture is heated under reflux for 12 h, cooled,
and the mixture concentrated in vacuo. The residue is
purified by silica gel chromatography using an
appropriate solvent system as eluant to yield the title
30 product.

B. Compound 77. Following the procedure described in Example 81, a solution of the resultant compound of

AP000390



Example 77A in CH_2Cl_2 is reacted with 4-fluorobenzenesulfonyl chloride in the presence of water and NaHCO_3 . Following dilution with additional CH_2Cl_2 and aqueous workup, the resultant product is dried over MgSO_4 , filtered, and concentrated in vacuo. The residue is then purified by silica gel chromatography using an appropriate solvent system to yield the title product.

Example 78

10 A. Compound XXI (A = tert-butoxycarbonyl, D' = cyclopentyl, A' = H). To a solution of compound XX (A = Boc) in ethanol is added 10 molar equivalents of cyclopentylamine. The mixture is heated under reflux for 12 h, cooled, and the mixture concentrated in
15 vacuo. The residue is used without subsequent purification.

B. Compound 78. Following the procedure described in Example 81, a solution of the resultant compound of Example 78A in CH_2Cl_2 is reacted with 4-
20 fluorobenzenesulfonyl chloride in the presence of water and NaHCO_3 . Following dilution with additional CH_2Cl_2 and aqueous workup, the resultant product is dried over MgSO_4 , filtered, and concentrated in vacuo. The residue is then purified by silica gel chromatography
25 using an appropriate solvent system to yield the title product.

Example 79

30 A. Compound XXI (A = tert-butoxycarbonyl, D' = 2-(4-pyridyl)ethyl, A' = H). To a solution of compound XX (A = Boc) in ethanol is added 3 molar equivalents of 4-aminoethylpyridine. The mixture is heated under reflux for 12 h, cooled, and the mixture concentrated in

AP 000390



vacuo. The residue is purified by preparative reversed-phase chromatography using a linear gradient of 5% to 100% acetonitrile/H₂O as eluant to yield the title product.

5 B. Compound 79. Following the procedure described in Example 81, a solution of the resultant compound of Example 79A in CH₂Cl₂ is reacted with 4-fluorobenzenesulfonyl chloride in the presence of water and NaHCO₃. Following dilution with additional CH₂Cl₂
10 and aqueous workup, the resultant product is dried over MgSO₄, filtered, and concentrated in vacuo. The residue is then purified by silica gel chromatography using an appropriate solvent system to yield the title product.

15 Example 80

A. 4-Cyanotetrahydro-4H-pyran. Following essentially the procedure of Yoneda, R. "Cyanophosphate: An Efficient intermediate for Conversion of Carbonyl compounds to Nitriles," Tetrahedron Lett., 30, 3681
20 (1989), a solution of tetrahydro-4H-pyran-one (9.9 g, 97.8 mmol) in dry THF (50 mL) is reacted with lithium cyanide (9.7 g, 294 mmol) and diethylcyanophosphonate (24 g, 146 mmol). The mixture is stirred for 24 h at ambient temperature. The reaction is quenched by the
25 addition of 100 mL H₂O. The product is extracted into 1.5 L of diethyl ether, dried over anhydrous MgSO₄, then concentrated under reduced pressure. The residue is dissolved in dry THF (30 mL) and tert-butyl alcohol (7.25 g, 97.8 mmol). This solution is added slowly to
30 75 mL of a 1 M solution of SmI₂. The mixture is stirred for 15 h at ambient temperature. The reaction is quenched by addition of 100 mL of saturated aqueous NH₄Cl. The resulting mixture is extracted with diethyl

AP 000390



ether and the organic layers dried over anhydrous MgSO_4 and concentrated under reduced pressure. Purification by silica gel chromatography gives the title compound.

B. 4-(aminomethyl)tetrahydro-4H-pyran

5 To a solution of the compound of the Example 80A (10 g, 89.9 mmol) in absolute ethanol (200mL) is added Raney Nickel (2.0 g, 50% slurry in water). The mixture is stirred for 24 hours at ambient temperature under 40
10 psig of hydrogen. The solution is filtered through celite and the solution concentrated under reduced pressure. The residue is taken up in ether (2L) washed with brine, dried in anh. MgSO_4 , then concentrated under reduced pressure to give the title compound.

15 C. (1S,2R)-N-(1-Benzyl-3-(N-(4-(aminomethyl)tetrahydro-4H-pyran))-2-hydroxypropyl)-tert butoxycarbonylamine.

To a solution of the compound of Example 80B (5g, 48.5 mmol) in absolute ethanol (20mL) is added the compound XX (A=Boc) (2.55 g, 9.7 mmol). The mixture is stirred
20 for 24 hours at ambient temperature. The solution is concentrated under reduced pressure and the crude product is puffed via column chromatography to give the title compound.

AP 000390

25 D. Compound XXII (A=Boc, D'=(4-tetrahydro-4H-pyranyl)methyl, A'=H). To a solution of compound XX (A=Boc) in ethanol is added 3 molar equivalents of the resulting compound of Example 80C. The mixture is heated under reflux for 12 h, cooled, and the mixture concentrated in vacuo. The residue is purified by
30 preparative reversed-phase chromatography using a linear gradient of 5% to 100% acetonitrile/ H_2O as eluant to yield the title compound.



To a solution of compound XX(A=Boc) in ethanol is added 3 molar equivalents of N-amino morpholine. The mixture is heated under reflux for 12 h, cooled, and the mixture concentrated in vacuo. The residue is purified by preparative reversed-phase chromatography using a linear gradient of 5% to 100% acetonitrile/H₂O as eluant to yield the title compound.

E. Compound 80. Following the procedure described in Example 81, a solution of the resultant compound of Example 80D in CH₂Cl₂ is reacted with 4-fluorobenzenesulfonyl chloride in the presence of water and NaHCO₃. Following dilution with additional CH₂Cl₂ and aqueous workup, the resultant product is dried over MgSO₄, filtered, and concentrated in vacuo. The residue is then purified by silica gel chromatography to yield the title product.

Example 81

A. Compound XXII (A = tert-butoxycarbonyl, D' = isobutyl, E = 3,4-dichlorophenyl). A solution of 316 mg of the resultant compound of Example 39A in 4:1 CH₂Cl₂/saturated aqueous NaHCO₃ was treated sequentially, at ambient temperature under an atmosphere of nitrogen, with 276 mg of 3,4-dichlorobenzenesulfonyl chloride and 95 mg of sodium bicarbonate. The mixture was stirred for 14 h, diluted with CH₂Cl₂, washed with saturated NaCl then dried over MgSO₄, filtered, and concentrated in vacuo. The residue was purified by low pressure silica gel chromatography using 5% diethyl ether/CH₂Cl₂ as eluent to yield 490 mg of product. TLC: R_f = 0.26, 5% diethyl ether in CH₂Cl₂. HPLC: R_t = 18.92 min. (¹H)-NMR (CDCl₃) consistent with structure.

AP000390



5 B. Compound XXII (A = H, D' = isobutyl, E = 3,4-dichlorophenyl, hydrochloride salt). A solution of 467 mg of the resultant compound of Example 81A in ethyl acetate was treated at -20°C with HCl gas. The HCl was bubbled through the mixture for 20 min over which time the temperature was allowed to warm to 20°C. Nitrogen was then bubbled through the mixture for 15 min and solvent removed in vacuo to yield 412 mg of product as a white solid which was used without subsequent purification.

15 C. Compound 81. A solution of 91 mg of the resultant compound of Example 81B in CH_2Cl_2 was treated sequentially, at ambient temperature under an atmosphere of nitrogen, with 25 mg of allyl chloroformate and 52 mg N,N-diisopropylethylamine. The mixture was stirred for 4 h and then concentrated in vacuo. The residue was taken up in ethyl acetate and washed with 0.5 N HCl and saturated NaCl then dried over MgSO_4 , filtered, and concentrated in vacuo to yield 89 mg of the title product as a white solid. TLC: R_f = 0.53, 5% diethyl ether in CH_2Cl_2 . HPLC: R_t = 17.95 min. (^1H)-NMR (CDCl_3) consistent with structure.

Example 82

25 A. (3-Pyridyl)-methyl-4-nitrophenyl-carbonate. To a solution of 3.65 g of bis-(nitrophenyl) carbonate in 25 mL of CH_2Cl_2 at 0°C was added sequentially 0.97 mL of 3-pyridyl carbinol and 1.3 mL of 4-methyl morphine. After stirring at room temperature for 24 hours, the resultant mixture was diluted with 100 mL of CH_2Cl_2 , washed with saturated sodium bicarbonate, water and brine, dried over magnesium sulfate, filtered and concentrated in vacuo. The residue was purified by filtration through a plug of silica gel, using 0-40%

AP000390



EtOAc/CH₂Cl₂ as eluent to provide 1.68 g of the title product. TLC: Rf = 0.19, 50% EtOAc/hexane.

5 B. Compound XXII (A = tert-butoxycarbonyl, D' = isobutyl, E = 3,4-benzofurazan). To a solution of 498.6 mg of the resultant compound of Example 39A in 10 mL of CH₂Cl₂ was added sequentially, 2 mL of saturated sodium bicarbonate, a small amount of solid sodium bicarbonate and 518.4 mg of the resultant compound of Example 64D. After stirring at room
10 temperature for 3 hours, the resultant mixture was diluted with 60 mL of CH₂Cl₂, washed with saturated sodium bicarbonate and brine, dried over magnesium sulfate, filtered and concentrated in vacuo. The residue was purified by silica gel chromatography using
15 5% diethyl ether/hexane as eluent to yield 300 mg of white solid. TLC: Rf = 0.80, 50% EtOAc/hexane.

C. Compound XXII (A = H, D' = isobutyl; E = 3,4-benzofurazan, hydrochloride salt.). A solution of 60.3 mg of the resultant compound of Example 82B in
20 3 mL of EtOAc at -20°C was treated with anhydrous HCl gas for 5 min. The ice bath was removed and after an additional 10 min. The reaction mixture was sparged with nitrogen then concentrated in vacuum and the resulting white solid used without subsequent
25 purification for subsequent reaction.

D. Compound 82. To a solution of the resultant compound of Example 82C (entire yield) in 2 mL of CH₂Cl₂ was added sequentially, 45 µL of diisopropylethylamine and 35.1 mg of the resultant
30 compound of Example 82A. The mixture was stirred for 24 hours and then concentrated in vacuo. The residue was purified by preparative thin layer chromatography

AP000390



using 60% ether/ CH_2Cl_2 as eluent followed by preparative reversed-phase C_{18} HPLC using a linear gradient of 40% to 100% $\text{CH}_3\text{CN}/\text{H}_2\text{O}$ with 0.1% TFA as eluant. The resultant TFA salt of the title compound was washed with saturated sodium bicarbonate to yield 6.5 mg of the title compound. TLC: $R_f = 0.15$, 20% EtOAc/ CH_2Cl_2 . HPLC: $R_t = 13.52$ min. (^1H)-NMR (CDCl_3) consistent with structure.

Example 83

- 10 A. Compound XXII (A = tert-butoxycarbonyl, D' = isobutyl, E = 4-acetamido-3-chlorophenyl). A solution of 339 mg of the resultant compound of Example 39A in 4:1 CH_2Cl_2 /saturated aqueous NaHCO_3 was treated sequentially, at ambient temperature under an atmosphere of nitrogen, with 324 mg of 4-acetamido-3-chlorobenzenesulfonyl chloride and 102 mg of sodium bicarbonate. The mixture was stirred for 14 h, diluted with CH_2Cl_2 , washed with saturated NaCl then dried over MgSO_4 , filtered, and concentrated in vacuo. The residue was purified by low pressure silica gel chromatography using 20% diethyl ether in CH_2Cl_2 as eluent to yield 498 mg of product. TLC: $R_f = 0.27$ (20% diethyl ether in CH_2Cl_2). HPLC: $R_t = 16.20$ min. (^1H)-NMR (CDCl_3) consistent with structure.
- 25 B. Compound XXII (A = H, D' = isobutyl, E = 4-acetamido-3-chlorophenyl, hydrochloride salt). A solution of 474 mg of the resultant compound of Example 83A in ethyl acetate was treated at -20°C with HCl gas. The HCl was bubbled through the mixture for 20 min over which time the temperature was allowed to warm to 20°C . Nitrogen was then bubbled through the mixture for 15 min and the solvent was removed in vacuo to yield 421

AP000390



mg of product as a white solid which was used without subsequent purification.

C. Compound 83. A solution of 92 mg of the resultant compound of Example 83B in CH_2Cl_2 was treated sequentially, at ambient temperature under an atmosphere of nitrogen, with 24 mg of allyl chloroformate and 52 mg N,N-diisopropylethylamine. The mixture was stirred for 4 h and then concentrated in vacuo. The residue was taken up in ethyl acetate and washed with 0.5 N HCl and saturated NaCl, then dried over MgSO_4 , filtered, and concentrated in vacuo to yield 106 mg of the title product as a white solid. TLC: R_f = 0.38 (20% diethyl ether in CH_2Cl_2). HPLC: R_t = 15.28 min. (^1H)-NMR (CDCl_3) consistent with structure.

Example 84

Compound XXII (A = tert-butoxycarbonyl, D' = isobutyl, E = 3,4-dichlorophenyl). To a solution of the resultant compound of Example 51D (220 mg, 0.61 mmol) in CH_2Cl_2 (10 mL) was added the 3,4-dichlorobenzenesulfonyl chloride (300 mg, 1.22 mmol) followed by the addition of a saturated solution of sodium bicarbonate (3 mL) followed by addition of 0.1g of solid sodium bicarbonate. The mixture was stirred at ambient temperature overnight. The solution was diluted with 100 mL CH_2Cl_2 , the organics separated, dried over anhydrous, MgSO_4 , and the organics concentrated under reduced pressure to obtain 0.17 g of crude product. The crude product was purified via medium pressure liquid chromatography using CH_2Cl_2 followed by 0.5:99.5 methanol/ CH_2Cl_2 followed by a 1:99 methanol/ CH_2Cl_2 solution as the solvent system to give 103 mg of the title compound as a white solid. TLC:

AP000390



Rf = 0.56 (3:97 methanol/CH₂Cl₂), HPLC: Rt = 19.78 min, (¹H)-NMR (CDCl₃) consistent with structure.

Example 85

5 A. (3-Tetrahydrofuryl)-methyl-4-nitrophenyl-carbonate. To a solution of 1.21 g of p-nitrophenyl chloroformate in 20 mL of CH₂Cl₂ 0°C was added sequentially, 0.51 g of tetrahydro-3-furanmethanol and 0.66 mL of 4-methyl morpholine. After stirring at room temperature for 2 hours. The mixture was stirred for 10 2 hours and concentrated in vacuo. The residue was purified by filtering through a plug of silica gel, using 0-50% EtOAc/CH₂Cl₂ as eluent to provide 1.17 g of the title product as a pale yellow solid. TLC: Rf = 0.20, 50% EtOAc/hexane.

15 B. Compound 85. To a solution of 70 mg of the resultant compound of Example 81B in 1 mL of THF was added sequentially, 56 µL of diisopropylethylamine and a solution of 46.6 mg of the resultant compound of Example 85A in 1 mL of THF. The mixture was stirred 20 for 24 hours and then concentrated in vacuo. The residue was diluted with 60 mL of CH₂Cl₂, washed with 5% sodium bicarbonate and brine, dried over magnesium sulfate, filtered and concentrated in vacuo to yield 120 mg of crude product. The residue was purified by 25 preparative thin layer chromatography using 20% EtOAc/CH₂Cl₂ as eluent to yield 82 mg of the title compound. TLC: Rf = 0.4, 20% EtOAc/CH₂Cl₂. HPLC: Rt = 17.08 min. (¹H)-NMR (CDCl₃) consistent with structure.

Example 86

30 Compound 86. A solution of 42 mg of the resultant compound of Example 40A in CH₂Cl₂ was treated sequentially, at ambient temperature under an

AP000390



atmosphere of nitrogen, with 41 mg of the product of Example 52A and 46 mg N,N-diisopropylethylamine. The mixture was stirred 14 h, diluted with CH_2Cl_2 , washed with saturated NaHCO_3 and saturated NaCl , then dried
5 over MgSO_4 , filtered, and concentrated in vacuo. The residue was purified by preparative thin layer silica gel chromatography using ethyl acetate as eluent to yield 43 mg of product. TLC: $R_f = 0.44$ (20% ethyl acetate). HPLC: $R_t = 13.14$ min. (^1H)-NMR (CDCl_3)
10 consistent with structure.

Example 87

A. Compound XXII (A = H, D' = isobutyl, E = 4-acetamido, 3-fluoro). A solution of 25 mg of the resultant compound of Example 54 in EtOAc (10 mL) at
15 0°C was treated with anhydrous hydrogen chloride gas for 10 min., and allowed to stand for 12 h while warming to ambient temperature. The resultant mixture was then concentrated in vacuo to yield compound as a white solid which was used without subsequent
20 purification for ensuing reaction.

B. Compound 87. A 0.045 mmol portion of the resultant compound of Example 87A was taken up in 5 mL of CH_2Cl_2 . To this solution, 40 μL of diisopropylethylamine and 6 μL of allyl chloroformate
25 were added at 0°C and the mixture was stirred for 12 h, while warming slowly to ambient temperature. The resulting mixture was diluted with CH_2Cl_2 , washed with saturated brine, dried over magnesium sulfate and filtered. After concentrated in vacuo, the residue was
30 purified by preparative reversed-phase C_{18} HPLC using a linear gradient of 35% to 100% $\text{CH}_3\text{CN}/\text{H}_2\text{O}$ with 0.1% TFA as eluant to obtain 11.6 mg of the title compound.

AP000390



TLC: R_f = 0.20, 5% MeOH/ CH_2Cl_2 . HPLC: R_t = 14.6 min;
(^1H)-NMR (CDCl_3) consistent with structure.

Example 88

5 Compound 88. A 0.033 mmol portion of the
resultant compound of Example 87A was taken up in 5 mL
of CH_2Cl_2 . To this solution, 26 μL of triethylamine
and 12 mg of the resultant compound of Example 48A were
added and stirred for 12 h. The resulting mixture was
10 diluted with CH_2Cl_2 , washed with saturated sodium
bicarbonate solution and saturated brine, dried over
magnesium sulfate and filtered. After concentration of
the mixture in vacuo, the residue was purified by thick
layer silica gel chromatography using 5% MeOH/ CH_2Cl_2 as
eluant followed by preparative reversed-phase C_{18} HPLC
15 using a linear gradient of 35% to 100% $\text{CH}_3\text{CN}/\text{H}_2\text{O}$ with
0.1% TFA as eluant to obtain 7.5 mg of the title
compound. TLC: R_f = 0.30, 5% MeOH/ CH_2Cl_2 . HPLC: R_t =
13.38 min; (^1H)-NMR (CDCl_3) consistent with structure.

Example 89

20 Compound 89. A solution of 28 mg of the resultant
compound of Example 81B in CH_2Cl_2 was treated
sequentially, at ambient temperature under an
atmosphere of nitrogen, with 8 mg of n-propyl
chloroformate and 17 mg N,N-diisopropylethylamine. The
25 mixture was stirred for 3 h and then concentrated
in vacuo. The residue was taken up in ethyl acetate
and washed with 0.5 N HCl and saturated NaCl then dried
over MgSO_4 , filtered, and concentrated in vacuo to
yield 31 mg of the title product as a white solid.
30 TLC: R_f = 0.35 (5% diethyl ether in CH_2Cl_2). HPLC: R_t =
18.12 min. (^1H)-NMR (CDCl_3) consistent with structure.

AP000390



Example 90

Compound 90. A solution of 28 mg of the resultant compound of Example 83B in CH_2Cl_2 was treated sequentially, at ambient temperature under an atmosphere of nitrogen, with 7 mg of n-propyl chloroformate and 15 mg N,N-diisopropylethylamine. The mixture was stirred for 3 h and then concentrated in vacuo. The residue was taken up in ethyl acetate and washed with 0.5 N HCl and saturated NaCl then dried over MgSO_4 , filtered, and concentrated in vacuo to yield 30 mg of the title product as a white solid. TLC: $R_f = 0.47$ (20% diethyl ether in CH_2Cl_2). HPLC: $R_t = 15.41$ min. (^1H)-NMR (CDCl_3) consistent with structure.

Example 91

A. 3-Acetamidobenzene sulfonic acid. A solution of 1.48 g of 3-aminobenzene sulfonic acid in 1:1 tetrahydrofuran/water was treated at 0°C with 1.43 g of sodium bicarbonate. After 5 min, 1.30 g of acetic anhydride was added dropwise and the reaction allowed to warm to ambient temperature under an atmosphere of nitrogen over 14 h. The reaction mixture was passed through a column of Amberlyst 15 ion exchange resin, eluted with water, and concentrated in vacuo to yield an oil which upon treatment with benzene and azeotropic removal of water in vacuo yielded 1.8 g of the title product as a white crystalline solid. (^1H)-NMR (CDCl_3) consistent with structure.

B. 3-Acetamidobenzene sulfonic acid, sodium salt. The resultant compound of Example 91A in water was treated at 0°C with 8.5 mL of 1 N sodium hydroxide. The mixture was stirred for 3 h and concentrated in vacuo to yield an oil which upon treatment with

AP000390



benzene and azeotropic removal of water in vacuo yielded the title product as a tan solid which was used directly in the next reaction.

5 C. 3-Acetamidobenzenesulfonyl chloride. The resultant compound of Example 91B in CH_2Cl_2 was treated at 0°C with 4.5 g of phosphorous pentachloride under an atmosphere of nitrogen. The mixture was stirred 14 h, extracted with CH_2Cl_2 , and concentrated in vacuo to yield 1.7 g of the title product as a brown oil. TLC: 10 $R_f = 0.21$ (1:1 toluene/diethyl ether). (^1H) -NMR (CDCl_3) consistent with structure.

15 D. Compound XXII (A = tert-butoxycarbonyl, D' = isobutyl, E = 3-acetamidophenyl). A solution of 280 mg of the resultant compound of Example 39A in 4:1 CH_2Cl_2 /saturated aqueous NaHCO_3 was treated sequentially, at ambient temperature under an atmosphere of nitrogen, with 252 mg of the resultant compound of Example 91C and 105 mg of sodium bicarbonate. The mixture was stirred for 60 h, diluted 20 with CH_2Cl_2 , washed with saturated NaCl then dried over MgSO_4 , filtered and concentrated in vacuo. The residue was purified by low pressure silica gel chromatography using 20% diethyl ether in CH_2Cl_2 as eluent to yield 156 mg of the title product. TLC: $R_f = 0.14$ (20% diethyl ether in CH_2Cl_2 was). HPLC: $R_t = 15.39$ min. (^1H) -NMR (CDCl_3) consistent with structure. 25

30 E. Compound XXII (A = H, D' = isobutyl, E = 3-acetamidophenyl, hydrochloride salt). A solution of 123 mg of the resultant compound of Example 91D in ethyl acetate was treated at -20°C with HCl gas. The HCl was bubbled through the mixture for 20 min, over which time the temperature was allowed to warm to 20°C .

AP000390



Nitrogen was then bubbled through the mixture for 15 min and solvent removed in vacuo to yield 118 mg of the title product as a white solid which was used directly in subsequent reactions.

5 F. Compound 91. A solution of 49 mg of the resultant compound of Example 91E in CH_2Cl_2 was added, at ambient temperature under an atmosphere of nitrogen, to a solution of 48 mg of the resultant compound of Example 48A and 54 mg N,N-diisopropylethylamine in CH_2Cl_2 . The
10 mixture was stirred for 14 h, diluted with CH_2Cl_2 , washed with saturated NaHCO_3 and saturated NaCl , then dried over MgSO_4 , filtered and concentrated in vacuo. The residue was subjected to preparative thin layer silica gel chromatography using 5% CH_3OH in CH_2Cl_2 to
15 yield 42 mg of product. TLC: R_f = 0.32 (5% CH_3OH in CH_2Cl_2). HPLC: R_t = 13.27 min. (^1H)-NMR (CDCl_3) consistent with structure.

Example 92

20 Compound 92. To a solution of 63.5 mg of the resultant compound of Example 17B, diastereomer B in 1 mL of THF was added sequentially, 52 μL of diisopropylethylamine and a solution of 43.3 mg of the resultant compound of Example 85A in 1 mL of THF. The mixture was stirred for 24 hours and then concentrated
25 in vacuo. The residue was diluted with 60 mL of CH_2Cl_2 , washed with 5% sodium bicarbonate and brine, dried over magnesium sulfate, filtered and concentrated in vacuo to yield 70.7 mg of crude product. The residue was purified by preparative reversed-phase C_{18}
30 HPLC using a linear gradient of 30% to 100% $\text{CH}_3\text{CN}/\text{H}_2\text{O}$ with 0.1% TFA as eluant to obtain 43.9 mg of the title compound. TLC: R_f = 0.29, 100% EtOAc. HPLC: R_t = 13.24 min; (^1H) NMR (CDCl_3) consistent with structure.

AP000390



Example 93

5 A. N-hydroxysuccinimidyl-(R)-3-hydroxytetrahydrofuryl carbonate. The title compound was prepared as described in Example 48A starting with 81 mg of (R)-3-hydroxytetrahydrofuran to yield 56 mg of the title product as a white solid. (¹H)-NMR (CDCl₃) consistent with structure.

10 B. Compound 93. To a solution of 43 mg of the resultant compound of Example 35A in CH₂Cl₂ was added, at ambient temperature under an atmosphere of nitrogen, 27 mg of the resultant compound of Example 93A and 39 mg N,N-diisopropylethylamine. The mixture was stirred for 14 h, diluted with CH₂Cl₂, washed with saturated NaHCO₃ and saturated NaCl, then dried over MgSO₄,
15 filtered, and concentrated in vacuo. The residue was purified by preparative thin layer silica gel chromatography using 2% CH₃OH in CH₂Cl₂ as eluent to yield 45 mg of the title product as a white solid. TLC: R_f = 0.52 (5% CH₃OH CH₂Cl₂). HPLC: R_t = 14.94 min.
20 (¹H)-NMR (CDCl₃) consistent with structure.

Example 94

25 Compound 94. A solution of 47 mg of the resultant compound of Example 40A in CH₂Cl₂ was treated sequentially, at ambient temperature under an atmosphere of nitrogen, with 28 mg of the product of Example 93A and 39 mg N,N-diisopropylethylamine. The mixture was stirred for 14 h, diluted with CH₂Cl₂, washed with saturated NaHCO₃ and saturated NaCl, then dried over MgSO₄, filtered, and concentrated in vacuo.
30 The residue was purified by preparative thin layer silica gel chromatography using 5% methanol in CH₂Cl₂ as eluent to yield 40 mg of the title product as a white

AP000390



solid. TLC: Rf = 0.38 (ethyl acetate). HPLC: Rt = 13.09 min. (¹H)-NMR (CDCl₃) consistent with structure.

Example 95

Compound 95. To a solution of 72.0 mg (0.189 mmol) of the resultant compound of Example 51D in CH₂Cl₂ (4 mL), was added aqueous sodium bicarbonate (1 mL), solid sodium bicarbonate 19.1 mg (0.227 mmol), and 2,3-dichlorothiophenesulfonyl chloride 57.1 mg, (0.227 mmol). After 14 h, the resulting mixture was diluted with EtOAc, washed with saturated brine, dried over magnesium sulfate, filtered and concentrated in vacuo. The residue was purified by low pressure silica gel column chromatography using 5 to 12% EtOAc/CH₂Cl₂ eluent to provide 49.1 mg of the title product. TLC: Rf = 0.62 25% EtOAc/CH₂Cl₂, HPLC: Rt = 17.3 min; (¹H)-NMR (CDCl₃) consistent with structure.

Example 96

A. (4-Acetamido)-phenylmethyl-4-nitrophenyl-carbonate. To a solution of 242.8 mg of p-nitrophenyl chloroformate in 5 mL of acetonitrile at 0°C was added sequentially, 165.2 mg of 4-acetamidobenzyl alcohol and 0.13 mL of 4-methyl morpholine. The mixture was stirred for 24 hours and concentrated in vacuo. The residue was taken up in CH₂Cl₂ and washed with 5% sodium bicarbonate and brine, dried over magnesium sulfate, filtered and concentrated in vacuo to yield 320 mg of the title compound. TLC: Rf = 0.23, 50% EtOAc/hexane.

B. Compound 96. To solution of the resultant compound of Example 40A in 1 mL of THF was added sequentially, 56 µL of diisopropylethylamine and 63 mg of the resultant compound of Example 96A. The mixture

AP0000390



was stirred for 24 hours and then concentrated in vacuo. The residue was purified by preparative thin layer chromatography using 10% methanol/CH₂Cl₂ as eluent followed by preparative reversed-phase C₁₈ HPLC using a linear gradient of 30% to 100% CH₃CN/H₂O with 0.1% TFA as eluant to yield 50.2 mg of the title compound. TLC: R_f = 0.43, 10% methanol/CH₂Cl₂. HPLC: R_t = 13.54 min. (¹H)-NMR (CDCl₃) consistent with structure.

Example 97

Compound 97. To solution of 60 mg of the resultant compound of Example 35A in 1 mL of THF was added sequentially, 54 µL of diisopropylethylamine and a solution of 48.9 mg of the resultant compound of Example 85A in 1 mL THF. The mixture was stirred for 24 hours and then concentrated in vacuo. The residue was diluted with 60 mL of CH₂Cl₂, washed with 5% sodium bicarbonate and brine, dried over magnesium sulfate, filtered and concentrated in vacuo. The residue was purified by preparative thin layer chromatography using 20% EtOAc/CH₂Cl₂ as eluent to yield 46.9 mg of the title compound. TLC: R_f = 0.31, 20% EtOAc/CH₂Cl₂. HPLC: R_t = 15.18 min. (¹H)-NMR (CDCl₃) consistent with structure.

Example 98

Compound 98. To a solution of 61.0 mg of the resultant compound of Example 35A in 1 mL of THF was added sequentially, 49 µL of diisopropylethylamine and a solution of 44 mg of the resultant compound of Example 82A in 1 mL THF. The mixture was stirred for 24 hours and then concentrated in vacuo. The residue was purified by preparative thin layer chromatography using 5% methanol/CH₂Cl₂ as eluent to yield 61.0 mg of

AP000390



a white solid. TLC: $R_f = 0.19$, 5 methanol/ CH_2Cl_2 .
HPLC: $R_t = 13.28$ min; 13.28 min. (^1H)-NMR (CDCl_3)
consistent with structure.

Example 99

5 Compound 99. A solution of 75 mg of the
resultant compound of Example 51D and 45 mg of 4-
chlorobenzenesulfonyl chloride were reacted in the
manner described in Example 60. After workup and
10 purification by preparative reversed-phase C_{18} HPLC
using a linear gradient of 35% to 100% $\text{CH}_3\text{CN}/\text{H}_2\text{O}$ with
0.1% TFA as eluant, 24.6 mg of the title compound was
obtained. TLC: $R_f = 0.3$, 4% $\text{MeOH}/\text{CH}_2\text{Cl}_2$. HPLC: $R_t =$
15.87 min; (^1H)-NMR (CDCl_3) consistent with structure.

Example 100

15 Compound 100. A solution of 40 mg of the
resultant compound of Example 51D and 45 mg of 4-
methoxybenzenesulfonyl chloride were reacted in the
manner described in Example 60. After workup and
purification by preparative reversed-phase C_{18} HPLC
20 using a linear gradient of 35% to 100% $\text{CH}_3\text{CN}/\text{H}_2\text{O}$ with
0.1% TFA as eluant, 21.4 mg of the title compound was
obtained as a white solid. TLC: $R_f = 0.2$, 4%
 $\text{MeOH}/\text{CH}_2\text{Cl}_2$. HPLC: $R_t = 14.85$ min; (^1H)-NMR (CDCl_3)
consistent with structure.

Example 101

25 Compound 101. This compound was prepared
from the resultant compound of Example 128 by treatment
with hydrogen chloride gas and subsequent reaction with
the resultant compound of Example 48A in the manner
30 described in Example 132. After workup and
purification by preparative reversed-phase C_{18} HPLC
using a linear gradient of 35% to 100% $\text{CH}_3\text{CN}/\text{H}_2\text{O}$ with

AP000390



0.1% TFA as eluant on a portion of the crude mixture, 4.2 mg of the title compound was obtained as a white solid. TLC: R_f = 0.2, 4% MeOH/ CH_2Cl_2 . HPLC: R_t = 11.53 min; (^1H)-NMR (CDCl_3) consistent with structure.

5

Example 102

Compound 102. A solution of 36 mg of the resultant compound of Example 40A in CH_2Cl_2 was treated sequentially, at ambient temperature under an atmosphere of nitrogen, with 8 mg of methyl chloroformate and 22 mg N,N-diisopropylethylamine. The mixture was stirred for 3 h and then concentrated in vacuo. The residue was taken up in ethyl acetate and washed with 0.5 N HCl and saturated NaCl then dried over MgSO_4 , filtered, and concentrated in vacuo. The residue was purified by low pressure silica gel chromatography using 30% diethyl ether in CH_2Cl_2 as eluent to provide 27 mg of the title product as a white solid. TLC: R_f = 0.10 (30% diethyl ether in CH_2Cl_2). HPLC: R_t = 13.49 min. (^1H)-NMR (CDCl_3) consistent with structure.

20

Example 103

Compound 103. A solution of 29 mg of the resultant compound of Example 81B in CH_2Cl_2 was treated sequentially, at ambient temperature under an atmosphere of nitrogen, with 6 mg of methyl chloroformate and 17 mg N,N-diisopropylethylamine. The mixture was stirred for 3 h and then concentrated in vacuo. The residue was taken up in ethyl acetate and washed with 0.5 N HCl and saturated NaCl then dried over MgSO_4 , filtered, and concentrated in vacuo. The residue was purified by low pressure silica gel chromatography using 5% diethyl ether/ CH_2Cl_2 as eluent to provide 29 mg of the title product as a white solid.

25

30

AP000390



TLC: R_f = 0.24 (5% diethyl ether in CH_2Cl_2). HPLC: R_t = 17.07 min. (^1H)-NMR (CDCl_3) consistent with structure.

Example 104

Compound 104. A solution of 31 mg of the resultant compound of Example 35A in CH_2Cl_2 was treated sequentially, at ambient temperature under an atmosphere of nitrogen, with 8 mg of methyl chloroformate and 21 mg N,N -diisopropylethylamine. The mixture was stirred for 3 h and then concentrated in vacuo. The residue was taken up in ethyl acetate and washed with 0.5 N HCl and saturated NaCl then dried over MgSO_4 , filtered, and concentrated in vacuo. The residue was purified by low pressure silica gel chromatography using 5% diethyl ether/ CH_2Cl_2 as eluent to provide 24 mg of the title product as a white solid. TLC: R_f = 0.23 (5% diethyl ether in CH_2Cl_2). HPLC: R_t = 15.41 min. (^1H)-NMR (CDCl_3) consistent with structure.

Example 105

A. N -hydroxysuccinimidyl methallyl carbonate. To a solution of 2.9 mL of 1.93 M phosgene in toluene at -10°C was added 857 mg of methallyl alcohol. The mixture was stirred for 2 h at -10°C to produce a 1.9 M solution of the title compound which was used directly in subsequent reactions.

B. Compound 105. A solution of 39 mg of the resultant compound of Example 40A in CH_2Cl_2 was treated sequentially, at ambient temperature under an atmosphere of nitrogen, with 0.05 mL of the resultant compound of Example 105A and 24 mg N,N -diisopropylethylamine. The mixture was stirred for 3 h and then concentrated in vacuo. The residue was taken up in ethyl acetate and washed with 0.5 N HCl and

AP000390



5 saturated NaCl then dried over MgSO_4 , filtered, and concentrated in vacuo. The residue was purified by preparative thin layer silica gel chromatography using ethyl acetate as eluent to yield 18 mg of the title product as a white solid. TLC: $R_f = 0.67$ (ethyl acetate). HPLC: $R_t = 14.97$ min. (^1H)-NMR (CDCl_3) consistent with structure.

Example 106

10 Compound 106. A solution of 31 mg of the resultant compound of Example 81B in CH_2Cl_2 was treated sequentially, at ambient temperature under an atmosphere of nitrogen, with 0.04 mL of the resultant compound of Example 105A and 18 mg N,N-diisopropylethylamine. The mixture was stirred for 3 h
15 and then concentrated in vacuo. The residue was taken up in ethyl acetate and washed with 0.5 N HCl and saturated NaCl then dried over MgSO_4 , filtered, and concentrated in vacuo. The residue was purified by low
20 pressure silica gel chromatography using 5% diethyl ether/ CH_2Cl_2 as eluent to provide 19 mg of the title product as a white solid. TLC: $R_f = 0.34$ (5% diethyl ether/ CH_2Cl_2). HPLC: $R_t = 18.24$ min. (^1H)-NMR (CDCl_3) consistent with structure.

Example 107

25 Compound 107. A solution of 28 mg of the resultant compound of Example 35A in CH_2Cl_2 was treated sequentially, at ambient temperature under an atmosphere of nitrogen, with 0.05 mL of the resultant compound of Example 105A and 19 mg N,N-diisopropylethylamine. The mixture was stirred for 3 h
30 and then concentrated in vacuo. The residue was taken up in ethyl acetate and washed with 0.5 N HCl and saturated NaCl then dried over MgSO_4 , filtered, and

AP 000390



concentrated in vacuo. The residue was purified by low pressure silica gel chromatography using 5% diethyl ether in CH_2Cl_2 as eluent to provide 18 mg of the title product as a white solid. TLC: $R_f = 0.25$ (5% diethyl ether in CH_2Cl_2). HPLC: $R_t = 16.68$ min. (^1H)-NMR (CDCl_3) consistent with structure.

Example 108

Compound 108. To a solution of 62.5 mg of 124B in 1 mL of THF was added sequentially 56 μL of diisopropylethylamine and a solution of 49.6 mg of the resultant compound of Example 82A in 1 mL THF. The mixture was stirred for 24 hours and then concentrated in vacuo. The residue was purified by preparative thin layer chromatography using 50% EtOAc/ CH_2Cl_2 as eluent followed by preparative reversed-phase C18 HPLC using a linear gradient of 30% to 100% $\text{CH}_3\text{CN}/\text{H}_2\text{O}$ with 0.1% TFA as eluant on a portion of the crude mixture, 4.2 mg of the title compound was obtained as a white solid. TLC: $R_f = 0.16$, 10% methanol/ CH_2Cl_2 . HPLC: $R_t = 13.67$ min. (^1H) NMR (CDCl_3) consistent with structure.

Example 109

A. (S)-4-Methoxycarbonyl-oxazolidin-2-one. To a solution of 4.88 g of serine methyl ester hydrochloride in 25 mL of water was added 6.94 g of potassium carbonate. The mixture was cooled to 0°C and 19.5 mL of phosgene was added dropwise. After stirring at 0°C for 3 hours, water was removed to yield a white solid which was washed with copious of CH_2Cl_2 . The organic solution was then dried over magnesium sulfate, filtered and concentrated to yield 3.26 g of the title product as a clear oil. (^1H) NMR (D_2O): $\delta = 3.82$ (s, 3H), 4.43 (dd, 1H), 4.53 (dd, 1H), 4.67 (t, 1H), 6.29 (s, 1H).

AP000390



B. (S)-4-Hydroxymethyl-oxazolidin-2-one. To a solution of 3.26 g of the resultant compound of Example 109A in 20 mL of ethanol at 0°C was added 0.85 g of sodium borohydride in small portions. The ice bath was removed and after additional 3 hours, 20 mL of 2.0 N hydrogen chloride was added to the mixture, which was then concentrated to yield an oil. The residue was extracted with EtOAc and the organic solution was dried over magnesium sulfate, filtered and concentrated to yield 2.50 g of the title compound. (¹H) NMR (CDCl₃): δ = 2.48 (s, 1H), 3.69 (dd, 1H), 4.08 (m, 1H), 4.31 (t, 1H), 4.57 (t, 1H).

C. 4-Nitrophenyl-((S)-4-oxazolidin-2-onyl)-methyl carbonate. To a solution of 1.04 g of p-nitrophenyl chloroformate in 20 mL of CH₂Cl₂ at 0°C was added sequentially, 0.5 g of the resultant compound of Example 109B and 0.6 mL of 4-methyl morpholine. The mixture was stirred for 2 hours at ambient temperature and then concentrated in vacuo. The residue was purified by low pressure silica gel column chromatography using 20% EtOAc in CH₂Cl₂ eluent to yield 0.57 g of the title compound. TLC: R_f = 0.10, 50% EtOAc/hexane.

D. Compound 109. To a solution of 60 mg of the resultant compound of Example 35A in 1 mL of THF was added sequentially, 56 µL of diisopropylethylamine and a solution of 51.1 mg of the resultant compound of Example 109C in 1 mL acetonitrile. The mixture was stirred for 24 hours and then concentrated in vacuo. The residue was purified by preparative thin layer chromatography using 5% methanol/CH₂Cl₂ as eluent to yield 60.4 mg of the title compound. TLC: R_f = 0.38,

AP000390



5% methanol/ CH_2Cl_2 . HPLC: R_t = 14.11 min. (^1H) NMR (CDCl_3) consistent with structure.

Example 110

Compound 110. To a solution of 60 mg of the resultant compound of Example 40A in 1 mL of acetonitrile was added sequentially, 51 μL of diisopropylethylamine and a solution of 46.8 mg of the resultant compound of Example 109C in 1 mL acetonitrile. The mixture was stirred for 48 hours and then concentrated in vacuo. The residue was purified by preparative thin layer chromatography using 10% methanol/ CH_2Cl_2 eluent followed by preparative reversed-phase C18 HPLC using a linear gradient of 30% to 100% $\text{CH}_3\text{CN}/\text{H}_2\text{O}$ with 0.1% TFA as eluant to yield 16 mg of the title compound. TLC: R_f = 0.28, 50% EtOAc/ CH_2Cl_2 . HPLC: R_t = 12.47 min. (^1H) NMR (CDCl_3) consistent with structure.

Example 111

A solution of 0.067 mmol of the resultant compound of Example 114D in 5 mL of tetrahydrofuran was added 20 μL of diisopropylethylamine followed dropwise by a solution of the resultant compound of Example 82A in 5 mL of tetrahydrofuran during one hour. The mixture was stirred 16 h and then concentrated in vacuo. The crude residue was purified by thick layer silica gel chromatography using 5% MeOH/ CH_2Cl_2 as eluant to obtain 21.8 mg of the title compound. TLC: R_f = 0.45, 5% MeOH/ CH_2Cl_2 ; (^1H)-NMR (CDCl_3) consistent with structure.

AP000390



Example 112

5 A. Compound XXII (A = tert-butoxycarbonyl, D' = isobutyl, E = 3-sulfonamidophenyl). To a solution of 96.6 mg (0.287 mmol) of the resultant compound of Example 39A in CH_2Cl_2 (4 mL) was added aqueous sodium bicarbonate (1 mL), solid sodium bicarbonate 36.2 mg (0.431 mmol), and m-benzene disulfonylchloride 86.9 mg, (1.08 mmol). After stirring for 1 h, 30% ammonium hydroxide (10 mL) was added. After 14 h the resulting mixture was diluted with CH_2Cl_2 , washed with saturated brine, dried over magnesium sulfate, filtered and concentrated in vacuo. The residue was purified by flash chromatography using 0% to 10% methanol/ CH_2Cl_2 eluent to provide 49.3 mg of the title product. 10
15 (^1H)-NMR (CDCl_3) consistent with structure.

20 B. Compound XXII (A = H, D' = isobutyl, E = 3-sulfonamidophenyl, hydrochloride salt). A solution of 49.3 mg (0.089 mmol) of the resultant compound of Example 112A in EtOAc (10 mL) at -20°C was treated with anhydrous HCl gas for 10 min. The ice bath was removed and after an additional 15 min., the reaction mixture was sparged with nitrogen then concentrated in vacuo to provide 53.1 mg of title product as the HCl salt. (^1H)-NMR (CDCl_3) consistent with structure.

25 C. Compound 112. To a solution of 53.1 mg of the resultant compound of Example 112B (0.089 mmol) in CH_2Cl_2 (3 mL) was treated sequentially at ambient temperature under an atmosphere of nitrogen, with 0.031 mL (0.177 mmol) diisopropylethylamine and 24.3 mg (0.106 mmol) of the resultant compound of Example 48A. 30
The mixture was stirred 16 h and then concentrated in vacuo. The residue was taken up in CH_2Cl_2 and washed

AP000390



with saturated brine, dried over magnesium sulfate, filtered, and concentrated in vacuo. The residue was purified by low pressure silica gel column chromatography using a gradient 5% to 20% EtOAc in CH_2Cl_2 as eluent to yield 10.8 mg of the title product. TLC: R_F = 0.4 25% EtOAc in CH_2Cl_2 . HPLC: R_t = 13.3 min; (^1H) NMR (CDCl_3) consistent with structure.

Example 113

A. 3-Furansulfonyl chloride. In flame dried glassware under a nitrogen atmosphere to a solution of 428 mg (2.909 mmol) of 3 bromofuran in anhydrous tetrahydrofuran at -78°C was added 2.0 mL n-butyl lithium (3.2 mmol at 1.6 molar in hexane). After 45 minutes the resultant solution was added via cannula to a 20°C solution of sulfonyl chloride in diethyl ether (5 mL plus a 2 mL rinse). After 1 h, the reaction was quenched with 0.5 N hydrochloric acid and extracted into diethyl ether. The ethereal extracts were washed with saturated brine, dried over magnesium sulfate, filtered and concentrated in vacuo to provide 158 mg of the title product. (^1H) NMR (CDCl_3) consistent with structure.

B. Compound XXII (A = tert-butoxycarbonyl, D' = isobutyl, E = 3-furyl). To a solution of 289.7 mg (0.861 mmol) of the resultant compound of Example 39A in CH_2Cl_2 (8 mL) was added aqueous sodium bicarbonate (2 mL), solid sodium bicarbonate 108 mg (1,292 mmol), and the resultant product from Example 113A 157.8 mg, (1.08 mmol). After stirring for 1 h 30% ammonium hydroxide (10 mL) was added. After 14 h, the resulting mixture was diluted with CH_2Cl_2 , washed with saturated brine, dried over magnesium sulfate, filtered and concentrated

AP000390



in vacuo. The residue was purified by flash chromatography using 1% to 15% EtOAc/CH₂Cl₂.

5 C. Compound XXII (A = H, D' = isobutyl, E = 3-furyl, hydrochloride salt). A solution of 217.3 mg (0.581 mmol) of the resultant compound of Example 113B in EtOAc (15 mL) at -20°C was treated with anhydrous HCl gas for 10 min. The ice bath was removed and after an additional 15 min. the reaction mixture was sparged with nitrogen then concentrated in vacuo to provide 228
10 mg of title product as the HCl salt. TLC: R_f = 0.52 10% methanol/CH₂Cl₂.

15 D. Compound 113. To a solution of 65.3 mg of the resultant compound of Example 113C (0.162 mmol) in CH₂Cl₂ (3 mL) was treated sequentially at ambient temperature under an atmosphere of nitrogen, with 0.056 mL (0.324 mmol) diisopropylethylamine and 44.6 mg (0.194 mmol) of the resultant compound of Example 48A. The mixture was stirred 16 h and then concentrated in vacuo. The residue was taken up in CH₂Cl₂ and washed
20 with saturated brine, dried over magnesium sulfate, filtered, and concentrated in vacuo. The residue was purified by low pressure silica gel column chromatography using a gradient 3% to 20% EtOAc in CH₂Cl₂ eluent to yield 10.8 mg of the title product.
25 TLC: R_f = 0.6, 25% EtOAc/CH₂Cl₂. HPLC: R_t = 13.9 min; (¹H) NMR (CDCl₃) consistent with structure.

Example 114

30 A. Aminomethylcyclopentane. To a solution of LiAlH₄ (38 g, 1.0 mole) in diethyl ether (2 L) was added cyclopentanecarbonitrile (73.2 g, 0.77 mol) as a solution in 250 mL ether. The solution was stirred overnight at ambient temperature and then quenched by

AP 000 390



addition of the organics to 3 L of a saturated potassium, sodium tartrate solution. The amine was extracted into 3 L of ether, dried over anhydrous K_2CO_3 , then concentrated by distillation to approximately 400 mL total volume. The crude product was purified via distillation to give 58.2 g of the title compound as a colorless oil. (1H)-NMR ($CDCl_3$) consistent with structure.

B. Compound XXI (A = tert-butoxycarbonyl, D' = cyclopentylmethyl, A' = H). To the resultant compound of Example 114A (20 g, 0.2 mol) was added compound XX (A = Boc) (5.84 g) and the mixture was stirred for 24 h at ambient temperature. The solution was concentrated by distillation under reduced pressure. The residue was triturated with hexane and the solid collected by suction filtration and washed with hexane to give 7.08 g of a white solid which was used without further purification. TLC: R_f = 0.59 (1:10:90 concentrated NH_4OH /methanol/ CH_2Cl_2), (1H)-NMR ($CDCl_3$) consistent with structure.

C. Compound XXII (A = tert-butoxycarbonyl, D' = cyclopentylmethyl, E = 4-fluorophenyl). To a solution of the resultant compound of Example 114B (200 mg, 0.55 mmol) in CH_2Cl_2 (10 mL) was added 4-fluorobenzenesulfonyl chloride (210 mg, 1.1 mmol) followed by the addition of a saturated solution of sodium bicarbonate (3 mL) followed by addition of solid sodium bicarbonate (0.1 g, 1.2 mmol). The mixture was allowed to stir at ambient temperature overnight. The solution was diluted with 100 mL CH_2Cl_2 , the organics separated, dried over anhydrous $MgSO_4$, and the organics concentrated under reduced pressure to obtain 0.33 g of crude product. This material was purified via medium

AP000390



pressure liquid chromatography using CH_2Cl_2 , followed by 0.5:99.5 methanol/ CH_2Cl_2 , followed by a 1:99 methanol/ CH_2Cl_2 solution as the solvent system to give 120 mg (42% yield) of the title compound as a white solid. TLC: R_f = 0.48 (3:97 methanol/ CH_2Cl_2); HPLC: R_t = 18.22 min, (^1H)-NMR (CDCl_3) consistent with structure.

D. Compound XXII (A = H, D' = cyclopentylmethyl, E = 4-fluorophenyl, hydrochloride salt). A solution of 266 mg of the resultant compound of Example 114C in ethyl acetate was treated at -20°C with HCl gas for 20 min, during which time the temperature was allowed to warm to 20°C . Nitrogen was then bubbled through the mixture for 15 min and the solvent removed in vacuo to yield 224 mg of white solid which was used directly for ensuing reaction.

E. Compound 114. A solution of 31 mg of the resultant compound of Example 114D in CH_2Cl_2 was treated sequentially, at ambient temperature, under an atmosphere of nitrogen, with 9 mg of allyl chloroformate and 19 mg N,N-diisopropylethylamine. The mixture was stirred for 3 h and then concentrated in vacuo. The residue was taken up in ethyl acetate and washed in 0.5 N HCl and saturated NaCl then dried over MgSO_4 , filtered, and concentrated in vacuo to yield 34 mg of the title product as a white solid. TLC: R_f = 0.34 (5% diethyl ether in CH_2Cl_2). HPLC: R_t = 17.21 min. (^1H)-NMR (CDCl_3) consistent with structure.

Example 115

Compound 115. A solution of 31 mg of the resultant compound of Example 114B in CH_2Cl_2 was treated sequentially, at ambient temperature under an atmosphere of nitrogen, with 8 mg of ethyl

AP000390

chloroformate and 19 mg N,N-diisopropylethylamine. The mixture was stirred for 3 h and then concentrated in vacuo. The residue was taken up in ethyl acetate and washed with 0.5 N HCl and saturated NaCl then dried
5 over MgSO_4 , filtered, and concentrated in vacuo to yield 35 mg of the title product as a white solid. TLC: $R_f = 0.32$ (5% diethyl ether/ CH_2Cl_2). HPLC: $R_t = 16.86$ min. (^1H)-NMR (CDCl_3) consistent with structure.

Example 116

10 A. Compound XXII (A = tert-butoxycarbonyl, D' = cyclopentylmethyl, E = 4-chlorophenyl). The resultant compound of Example 114B (252 mg) was reacted with 4-chlorobenzenesulfonyl chloride (175 mg) in the manner described in Example 166A. Workup and purification by
15 silica gel chromatography using EtOAc/ CH_2Cl_2 as eluant yielded the product as a white solid; (^1H) NMR (CDCl_3) consistent with structure.

B. Compound XXII (A = H, D' = cyclopentylmethyl, E = 4-chlorophenyl, hydrochloride salt). A solution of 320
20 mg of the resultant compound of Example 116A in 20 mL of EtOAc was treated with anhydrous HCl gas for 5 min. The reaction mixture was sparged with nitrogen then concentrated in vacuo to yield a white solid which was used directly for subsequent reaction.

25 C. Compound 116. To a solution of 63.4 mg of the resultant compound of Example 116B in 1 mL of THF was added sequentially 54 μL of diisopropylethylamine and a solution of 39.9 mg of the resultant compound of Example 48A in 1 mL THF. The mixture was stirred for
30 24 hours and then concentrated in vacuo. The residue was purified by low pressure silica gel column chromatography using 20% EtOAc in CH_2Cl_2 eluent to yield

AP000390



0.62 g of the title compound. TLC: R_f = 0.71, 40% EtOAc/ CH_2Cl_2 . HPLC: R_t = 16.88 min. (^1H) NMR (CDCl_3) consistent with structure.

Example 117

5 Compound 117. A solution of 66.1 mg of the
resultant compound of Example 116B in 1 mL of THF was
treated sequentially with 56 μL of
10 diisopropylethylamine and 19.3 μL of allyl
chloroformate. The mixture was stirred for 4 hours and
concentrated in vacuo. The residue was taken into 50
mL of EtOAc and washed with 1.0 N HCl, saturated sodium
bicarbonate, brine, dried over magnesium sulfate,
15 filtered and concentrated. The residue was purified by
low pressure silica gel column chromatography using 20%
EtOAc in hexane eluent to yield 69.7 mg of the title
compound. TLC: R_f = 0.20, 20% EtOAc/hexane. HPLC:
 R_t = 17.83 min. (^1H) NMR (CDCl_3) consistent with
structure.

Example 118

20 Compound 118. To a solution of 65.3 mg of
the resultant compound of Example 116B in 1 mL of THF
was added sequentially 55 μL of diisopropylethylamine
and a solution of 49.2 mg of the resultant compound of
Example 82A in 1 mL THF. The mixture was stirred for
25 24 hours and concentrated in vacuo. The residue was
purified by low pressure silica gel column
chromatography using 40% EtOAc in CH_2Cl_2 as eluent
followed by preparative reversed-phase C_{18} HPLC using a
linear gradient of 40% to 80% $\text{CH}_3\text{CN}/\text{H}_2\text{O}$ for elution to
30 yield 70.7 mg of the title compound. TLC: R_f = 0.27,
40% EtOAc/ CH_2Cl_2 . HPLC: R_t = 14.85 min. (^1H) NMR
(CDCl_3) consistent with structure.

AP000390



Example 119

Compound 119. A solution of 26 mg of the resultant compound of Example 813 in CH_2Cl_2 was treated sequentially, at ambient temperature under an atmosphere of nitrogen, with 6 mg of ethyl chloroformate and 15 mg N,N-diisopropylethylamine. The mixture was stirred for 3 h and then concentrated in vacuo. The residue was taken up in ethyl acetate and washed with 0.5 N HCl and saturated NaCl then dried over MgSO_4 , filtered, and concentrated in vacuo. The residue was purified by low pressure silica gel chromatography using 5% diethyl ether/ CH_2Cl_2 as eluent to provide 26 mg of the title product as a white solid. TLC: R_f = 0.19 (5% diethyl ether in CH_2Cl_2). HPLC: R_t = 17.50 min. (^1H)-NMR (CDCl_3) consistent with structure.

Example 120

Compound 120. A solution of 30 mg of the resultant compound of Example 40A in CH_2Cl_2 was treated sequentially, at ambient temperature under an atmosphere of nitrogen, with 8 mg of ethyl chloroformate and 18 mg N,N-diisopropylethylamine. The mixture was stirred for 3 h and then concentrated in vacuo. The residue was taken up in ethyl acetate and washed with 0.5 N HCl and saturated NaCl then dried over MgSO_4 , filtered, and concentrated in vacuo. The residue was purified by preparative thin layer silica gel chromatography using ethyl acetate as eluent to yield 25 mg of the title product as a white solid. TLC: R_f = 0.60 (ethyl acetate). HPLC: R_t = 13.86 min. (^1H)-NMR (CDCl_3) consistent with structure.

AP000390



Example 121

Compound 121. A solution of 26 mg of the resultant compound of Example 35A in CH_2Cl_2 was treated sequentially, at ambient temperature under an atmosphere of nitrogen, with 7 mg of ethyl chloroformate and 17 mg N,N-diisopropylethylamine. The mixture was stirred for 3 h and then concentrated in vacuo. The residue was taken up in ethyl acetate and washed with 0.5 N HCl and saturated NaCl then dried over MgSO_4 , filtered, and concentrated in vacuo. The residue was purified by low pressure silica gel chromatography using 5% diethyl ether/ CH_2Cl_2 as eluent to provide 22 mg of the title product as a white solid. TLC: $R_f = 0.14$ (5% diethyl ether/ CH_2Cl_2). HPLC: $R_t = 15.95$ min. (^1H)-NMR (CDCl_3) consistent with structure.

Example 122

Compound 122. A solution of 27 mg of the resultant compound of Example 35A in CH_2Cl_2 was treated sequentially, at ambient temperature under an atmosphere of nitrogen, with 8 mg of allyl chloroformate and 18 mg N,N-diisopropylethylamine. The mixture was stirred for 3 h and then concentrated in vacuo. The residue was taken up in ethyl acetate and washed with 0.5 N HCl and saturated NaCl then dried over MgSO_4 , filtered, and concentrated in vacuo. The residue was purified by low pressure silica gel chromatography using 5% diethyl ether in CH_2Cl_2 as eluent to provide 23 mg of the title product as a white solid. TLC: $R_f = 0.33$, 5% diethyl ether in CH_2Cl_2 . HPLC: $R_t = 16.28$ min. (^1H)-NMR (CDCl_3) consistent with structure.

AP000390



Example 123

A. Compound XXII (A = tert-butoxycarbonyl, D' = isobutyl, E = 3,4-dimethoxyphenyl). To a solution of 401 mg (1.192 mmol) of the resultant compound of Example 39A in CH_2Cl_2 (12 mL) was added aqueous sodium bicarbonate (3 mL), solid sodium bicarbonate 130 mg (1.549 mmol), and 3, 4-dimethoxybenzenesulfonyl chloride 33.8 mg, (1.43 mmol). After 14 h, the resulting mixture was diluted with EtOAc, washed with saturated brine, dried over magnesium sulfate, filtered and concentrated in vacuo. The residue was purified by flash chromatography using 5% to 25% EtOAc/ CH_2Cl_2 eluent to provide 440.1 mg of the title product. TLC: Rf = 0.72, 20% EtOAc/ CH_2Cl_2 .

B. Compound XXII (A = H, D' = isobutyl, E = 3,4-dimethoxyphenyl, hydrochloride salt). A solution of 440 mg (0.820 mmol) of the resultant compound of Example 123A in EtOAc (15 mL) at -20°C was treated with anhydrous HCl gas for 10 min. The ice bath was removed and after an additional 15 min. the reaction mixture was sparged with nitrogen then concentrated in vacuo to provide 610 mg of title product as the HCl salt. TLC: Rf = 0.44, 10% methanol/ CH_2Cl_2 .

C. Compound 123. A solution of 38.9 mg of the resultant compound of Example 123B (0.170 mmol) in CH_2Cl_2 (3 mL) was treated sequentially at ambient temperature under an atmosphere of nitrogen with 0.049 mL (0.283 mmol) diisopropylethylamine and 66.9 mg (169.6 mmol) of the resultant compound of Example 48A. The mixture was stirred for 16 h and then concentrated in vacuo. The residue was taken up in CH_2Cl_2 and washed with saturated brine, dried over magnesium sulfate, filtered, and concentrated in vacuo. The residue was

AP000390



purified by low pressure silica gel column chromatography using a gradient 10% to 25% diethyl ether in CH_2Cl_2 eluent to yield 57.6 mg of the title product. TLC: $R_f = 0.39$, 25% diethyl ether/ CH_2Cl_2 .
5 HPLC: $R_t = 14.3$ min; (^1H) NMR (CDCl_3) consistent with structure.

Example 124

A. Compound XXII (A = tert-butoxycarbonyl, D' = isobutyl, E = 3,4 difluorophenyl). To a solution of
10 332.7 mg (0.989 mmol) of the resultant compound of Example 39A in CH_2Cl_2 (12 mL) was added aqueous sodium bicarbonate (3 mL), solid sodium bicarbonate 125 mg (1.483 mmol), and 3,4 difluorobenzensulfonyl chloride 231 mg. (1.088 mmol). After 14 h, the resulting
15 mixture was diluted with CH_2Cl_2 , washed with saturated brine, dried over magnesium sulfate, filtered and concentrated in vacuo. The residue was purified by flash chromatography using 5% to 25% diethyl ether/ CH_2Cl_2 eluent to provide 313.6 mg of the title
20 product. (^1H)-NMR (CDCl_3) consistent with structure.

B. Compound XXII (A = H, D' = isobutyl, E = 3,4 difluorophenyl, hydrochloride salt). A solution of
312.6 mg (0.610 mmol) of the resultant compound of Example 124A in EtOAc (15 mL) at -20°C was treated with
25 anhydrous HCl gas for 10 min. The ice bath was removed and after an additional 15 min., the reaction mixture was sparged with nitrogen then concentrated in vacuo to provide 280 mg of title product as a white solid. TLC: $R_f = 0.46$, 10% methanol/ CH_2Cl_2 .

30 C. Compound 124. To a solution of 64.7 mg of the resultant compound of Example 124B (0.144 mmol) in CH_2Cl_2 (3 mL) was treated sequentially at ambient

AP000390



temperature under an atmosphere of nitrogen, with 0.050 mL (0.288 mmol) diisopropylethylamine and 39.6 mg (172.3 mmol) of the resultant compound of Example 48A. The mixture was stirred for 16 h and then concentrated in vacuo. The residue was taken up in CH_2Cl_2 and washed with saturated brine, dried over magnesium sulfate, filtered, and concentrated in vacuo. The residue was purified by low pressure silica gel column chromatography using a gradient 5% to 20% diethyl ether in CH_2Cl_2 eluent to yield 44 mg of the title product. TLC: R_f = 0.54 25% diethyl ether/ CH_2Cl_2 . HPLC: R_t = 15.4 min. (^1H)-NMR (CDCl_3) consistent with structure.

Example 125

Compound 125. This compound was prepared from the resultant compound of Example 146B in the manner described in Example 88. After workup and purification by preparative reversed-phase C_{18} HPLC using a linear gradient of 35% to 100% $\text{CH}_3\text{CN}/\text{H}_2\text{O}$ with 0.1% TFA as eluant, 10.5 mg of the title compound was obtained as a white solid. TLC: R_f = 0.4, 4% $\text{MeOH}/\text{CH}_2\text{Cl}_2$. HPLC: R_t = 14.06 min; (^1H)-NMR (CDCl_3) consistent with structure.

Example 126

A. Compound XXI (A = tert-butoxycarbonyl, D' = methyl, A' = H). To a solution compound XX (1.7 mmol) in ethanol (20 mL) was added methylamine gas, at ambient temperature, for 30 min. The solution was stirred overnight, then concentrated under reduced pressure to give 0.47 g of the title compound which was used without subsequent purification. TLC: R_f = 0.19, 1:10:90 $\text{NH}_4\text{OH}/\text{methanol}/\text{CH}_2\text{Cl}_2$, (^1H)-NMR (CDCl_3) consistent with structure.

AP 000390



B. Compound 126. To a solution of the product of Example 126A (0.15 g, 0.51 mmol) in CH_2Cl_2 (10 mL) was added a saturated solution of sodium bicarbonate (3 mL), followed by addition of solid sodium bicarbonate (90 mg, 1.1 mmol), followed by addition of 3,4-dichlorobenzenesulfonyl chloride (0.25 g, 1.0 mmol). The mixture was stirred at ambient temperature overnight. The organics were extracted into 100 mL CH_2Cl_2 , dried over anhydrous, MgSO_4 , concentrated under reduced pressure then purified via medium pressure silica gel chromatography using a gradient system of CH_2Cl_2 followed by 5:95 ether/ CH_2Cl_2 . The title compound was obtained as a colorless foam 210 mg. TLC: R_f = 0.42 (3:97 methanol/ CH_2Cl_2), HPLC: R_t = 17.2 min; (^1H)-NMR (CDCl_3) consistent with structure.

Example 127

Compound 127. To a solution of the product of Example 126A (0.15 g, 0.51 mmol) in CH_2Cl_2 (10 mL) was added a saturated solution of sodium bicarbonate (3 mL), followed by addition of solid sodium bicarbonate (100 mg, 1.0 mmol), followed by addition of 4-fluorobenzenesulfonyl chloride (0.20 g, 1.0 mmol). The mixture was stirred at ambient temperature overnight. The organics were extracted into 100 mL CH_2Cl_2 , dried over anhydrous, MgSO_4 , concentrated under reduced pressure then purified via medium pressure silica gel chromatography using a gradient system of CH_2Cl_2 followed by 5:95 ether/ CH_2Cl_2 . The title compound was obtained as a white solid 104 mg. TLC: R_f = 0.36, 3:97 methanol/ CH_2Cl_2 , HPLC: R_t = 15.86 min; (^1H)-NMR (CDCl_3) consistent with structure.

AP000390



Example 128

Compound 128. To a solution of the product of Example 126A (0.15 g, 0.51 mmol) in CH_2Cl_2 (6 mL) was added a saturated solution of sodium bicarbonate (3 mL), followed by addition of solid sodium bicarbonate (90 mg, 1.0 mmol), followed by addition of acetamidobenzenesulfonyl chloride (0.24 g, 1.02 mmol). The mixture was stirred at ambient temperature overnight. The organics were extracted into 100 mL CH_2Cl_2 , dried over anhydrous, MgSO_4 , concentrated under reduced pressure then purified via medium pressure silica gel chromatography using a gradient system of CH_2Cl_2 followed by 5:95 EtOAc/ CH_2Cl_2 , followed by 10:90 EtOAc/ CH_2Cl_2 . The title compound was obtained as 244 mg of white solid. TLC: R_f = 0.13, 3:97 methanol/ CH_2Cl_2 , HPLC: R_t = 13.47 min; (^1H)-NMR (CDCl_3) consistent with structure.

Example 129

A. Compound XXI (A = tert-butoxycarbonyl, D' = (2-tetrahydrofuryl)-methyl, A' = H). To a solution compound XX (3.3 mmol) in ethanol (30 mL) was added tetrahydrofurfurylamine (1.03 mL, 10 mmol). The mixture was warmed to 85°C and stirred overnight. The solution was filtered and the solution concentrated under reduced pressure to give 1.29 g of the title compound which was used without subsequent purification. TLC: R_f = 0.52, 1:10:90 NH_4OH /methanol/ CH_2Cl_2

B. Compound 129. To a solution of the resultant compound of Example 129A (200 mg, 0.55 mmol) in CH_2Cl_2 (6 mL) was added 4-fluorobenzenesulfonyl chloride (320 mg, 1.6 mmol) followed a saturated solution of sodium

AP000590



bicarbonate (3 mL) and solid sodium bicarbonate (0.1 g, 1.2 mmol). The mixture was stirred at ambient temperature overnight. The solution was diluted with 100 mL CH_2Cl_2 , the organics separated, dried over anhydrous MgSO_4 , and the organics concentrated under reduced pressure. The crude product was purified via medium pressure liquid chromatography using a gradient solvent system of CH_2Cl_2 followed by 5:95 ether/ CH_2Cl_2 followed by a 10:90 ether/ CH_2Cl_2 solution to give 130 mg of the title compound as a white solid. TLC: R_f = 0.35, 3:97 methanol/ CH_2Cl_2 , HPLC: R_t = 16.37 min, ^1H -NMR (CDCl_3) consistent with structure.

Example 130

A. Compound XXI (A = tert-butoxycarbonyl, D' = (isobutenyl, A' = H)). To a solution compound XX (A = tert-butoxycarbonyl) (2.5 mmol) in ethanol (30 mL) was added a solution 2-methylallylamine hydrochloride (1.34 g, 12.5 mmol) and KOH (0.70 g, 12.5 mmol) in ethanol (20 mL). The mixture stirred 30 min at ambient temperature. The solutions were combined and heated to 85°C for 24 h. The solution was filtered and concentrated under reduced pressure to give 0.82 g of the title compound which was used without subsequent purification. TLC: R_f = 0.45, 1:10:90 concentrated NH_4OH /methanol/ CH_2Cl_2 .

B. Compound 130. To a solution of the product of Example 130A (0.20 g, 0.60 mmol) in CH_2Cl_2 (6 mL) was added a saturated solution of sodium bicarbonate (3 mL), followed by solid sodium bicarbonate (0.1 g, 1.2 mmol) and then p-fluorobenzenesulfonyl chloride (0.35 g, 1.78 mmol). The mixture was stirred at ambient temperature for 24 h. The organics were extracted into 100 mL CH_2Cl_2 , dried over anhydrous MgSO_4 , concentrated

AP000390



under reduced pressure then purified via medium pressure silica gel chromatography using a gradient system of CH_2Cl_2 , followed by 1:99 methanol/ CH_2Cl_2 . The title compound was obtained as a white solid 180 mg.

5 TLC: R_f = 0.35, 3:97 methanol/ CH_2Cl_2 , HPLC: R_t = 16.82 min; (^1H)-NMR (CDCl_3) consistent with structure.

Example 131

Compound 131. To a solution of the resultant compound of Example 130A (200 mg, 0.60 mmol) in CH_2Cl_2 10 6 mL) was added 4-acetamidobenzenesulfonyl chloride (410 mg, 1.76 mmol), followed by a saturated solution of sodium bicarbonate (3 mL) and solid sodium bicarbonate (0.1 g, 1.2 mmol). The mixture was stirred at ambient temperature overnight. The solution was 15 diluted with 100 mL CH_2Cl_2 , the organics separated, dried over anhydrous MgSO_4 , and the organics concentrated under reduced pressure. The crude product was purified via medium pressure liquid chromatography using a gradient solvent system of CH_2Cl_2 , followed by 20 30:70 EtOAc/ CH_2Cl_2 solution to give 140 mg of the title compound as a white solid. TLC: R_f = 0.19, 3:97 methanol/ CH_2Cl_2 , HPLC: R_t = 15.06 min, (^1H)-NMR (CDCl_3) consistent with structure.

Example 132

25 A. Compound XXII (A = H, D' = (2-tetrahydrofuryl)-methyl, E = 4-fluorophenyl, hydrochloride salt). To a solution of the resultant compound of Example 129B (30 mg, 0.057 mmol) in EtOAc (3 mL) was added 30% w/w HCl in EtOAc (1 mL). The mixture was stirred overnight at 30 ambient temperature. The solution was concentrated under reduced pressure to give 16 mg of the title compound as a white solid which was used without

AP0000390



subsequent purification. TLC: R_f = 0.60 (1:10:90 $\text{NH}_4\text{OH}/\text{methanol}/\text{CH}_2\text{Cl}_2$).

5 B. Compound 132. To a solution of the resultant compound of Example 132A (16 mg) in CH_2Cl_2 (5 mL) was added triethylamine (0.1 mL, 0.72 mmol) followed by the compound of Example 48A (20 mg, 0.09 mmol). The mixture was stirred at ambient temperature for 24 hours. The solution was concentrated under reduced pressure and the crude product purified via medium
10 pressure column chromatography using 20:80 EtOAc/ CH_2Cl_2 as the solvent system to give 7.4 mg. R_f = 0.37 (3:97 methanol/ CH_2Cl_2), HPLC: R_t = 14.19 min, (^1H)-NMR (CDCl_3) consistent with structure.

Example 133

15 A. Compound XXII (A = tert-butoxycarbonyl, D' = (2-tetrahydrofuryl)-methyl, E = 4-acetamidophenyl). To a solution of the resultant compound of Example 129A (200 mg, 0.55 mmol) in CH_2Cl_2 (6 mL) was added 4-acetamidobenzenesulfonyl chloride (380 mg, 1.6 mmol)
20 followed by a saturated solution of sodium bicarbonate (3 mL) and solid sodium bicarbonate (0.1 g, 1.2 mmol). the mixture was stirred at ambient temperature overnight. The solution was diluted with 100 mL CH_2Cl_2 , the organics separated, dried over anhydrous. MgSO_4 ,
25 and the organics concentrated under reduced pressure. The crude product was purified via medium pressure liquid chromatography using a gradient solvent system of CH_2Cl_2 , followed by 10:90 EtOAc/ CH_2Cl_2 , followed by a 30:70 EtOAc/ CH_2Cl_2 solution to give 120 mg of the title
30 compound as a white solid. TLC: R_f = 0.13, 3:97 methanol/ CH_2Cl_2 , (^1H)-NMR (CDCl_3) consistent with structure.

AP 000390



5 B. Compound XXII (A = H, D' = (2-tetrahydrofuryl)-methyl, E = 4-acetamidophenyl, hydrochloride salt). To a solution of the resultant compound of Example 133A (120 mg 0.22 mmol) in EtOAc (5 mL) was added 30% w/w HCl in EtOAc (2 mL). The mixture was stirred overnight at ambient temperature. The solution was concentrated under reduced pressure to give the title compound which was used without subsequent purification. TLC: Rf = 0.50, 1:10:90 NH₄OH/methanol/CH₂Cl₂.

10 C. Compound 133. To a solution of the resultant compound of Example 133B in CH₂Cl₂ (5 mL) was added triethylamine (0.2 mL, 1.4 mmol) followed by the compound of Example 48A (73 mg, 0.32 mmol). The mixture was stirred at ambient temperature for 24
15 hours. The solution was concentrated under reduced pressure and the crude product purified via medium pressure column chromatography using a gradient solvent system of CH₂Cl₂, followed by 1:99 methanol/CH₂Cl₂, followed by 3:97 methanol/CH₂Cl₂ as the solvent system
20 to give 87.8 mg. Rf = 0.09, 3:97 methanol/CH₂Cl₂, HPLC: Rt = 12.53 min, (1H)-NMR (CDCl₃) consistent with structure.

Example 134

25 A. Compound XXII (A = H, D' = isobutenyl, E = 4-acetamidophenyl, hydrochloride salt). To a solution of the resultant compound of Example 131 (40 mg 0.075 mmol) in EtOAc (5 mL) was added 30% w/w HCl in EtOAc (2 mL). The mixture was stirred overnight at ambient temperature. The solution was concentrated under
30 reduced pressure to give the title compound, which was used without subsequent purification. TLC: Rf = 0.38, 1:10:90 NH₄OH/methanol/CH₂Cl₂.

AD0000390



B. Compound 134. To a solution of the resultant compound of Example 134A in CH_2Cl_2 (5 mL) was added triethylamine (0.1 mL, 0.72 mmol), followed by the compound of Example 48A (26 mg, 0.11 mmol). The mixture was stirred at ambient temperature for 24 hours. The solution was concentrated under reduced pressure and the crude product purified via medium pressure column chromatography using a gradient solvent system of CH_2Cl_2 , followed by 1:99 methanol/ CH_2Cl_2 , followed by 3:97 methanol/ CH_2Cl_2 as the solvent system to give 10.1 mg of the title compound. $R_f = 0.11$ (3:97 methanol/ CH_2Cl_2), HPLC: $R_t = 12.86$ min, (^1H) -NMR (CDCl_3) consistent with structure.

Example 135

A. Compound XXI (A = H, D' = (isobutenyl, E = 4-fluorophenyl, hydrochloride salt). To a solution of the resultant compound of Example 130B (50 mg, 0.10 mmol) in EtOAc (5 mL) was added 30% w/w HCl in EtOAc (1 mL). The mixture was stirred overnight at ambient temperature. The solution was concentrated under reduced pressure to give the title compound which was used without subsequent purification. TLC: $R_f = 0.48$, 1:10:90 NH_4CH_3 /methanol/ CH_2Cl_2 .

B. Compound 135. To a solution of the resultant compound of Example 135A in CH_2Cl_2 (5 mL) was added triethylamine (0.1 mL, 0.72 mmol), followed by the compound of Example 48A (35 mg, 0.15 mmol). The mixture was stirred at ambient temperature for 24 hours. The solution was concentrated under reduced pressure and the crude product purified via medium pressure column chromatography using a gradient solvent system of CH_2Cl_2 followed by 20:80 EtOAc/ CH_2Cl_2 as the solvent system to give 12 mg. $R_f = 0.34$, 3:97

AP000390

methanol/CH₂Cl₂, HPLC: Rt = 14.64 min, (¹H)-NMR (CDCl₃) consistent with structure.

Example 136

5 A. Compound XXI (A = tert-butoxycarbonyl, D' = 2-furfuryl, A' = H). To a solution compound XX (2.5 mmol) in ethanol (30 mL) was added furfurylamine (0.67 mL, 7.5 mmol) and the mixture was heated to 85°C for 24 h. The solution was filtered and concentrated under reduced pressure to give 0.80 g of the title compound
10 which was used without subsequent purification. TLC: Rf = 0.33, 1:10:90 concentrated NH₄OH/methanol/CH₂Cl₂.

15 B. Compound XXII (A = tert-butoxycarbonyl, D' = 2-furyl, E = 4-fluorophenyl). To a solution of the product of Example 136A (0.20 g, 0.60 mmol) in CH₂Cl₂ (6 mL) was added a saturated solution of sodium bicarbonate (3 mL), followed by addition of solid sodium bicarbonate (0.1 g, 1.2 mmol), then p-fluorobenzenesulfonyl chloride (0.32 g, 1.6 mmol). The mixture was stirred at ambient temperature for 24 h.
20 The organics were extracted into 100 mL CH₂Cl₂, dried over anhydrous MgSO₄, concentrated under reduced pressure, then purified via medium pressure silica gel chromatography using a gradient system of CH₂Cl₂, followed by 1:99 methanol/CH₂Cl₂. The title compound
25 was obtained as a white solid (86.1 mg). TLC: Rf = 0.17, 3:97 methanol/CH₂Cl₂, HPLC: Rt = 16.5 min; (¹H)-NMR (CDCl₃) consistent with structure.

30 C. Compound XXII (A = H, D' = 2-furyl, E = 4-fluorophenyl, hydrochloride salt). To a solution of the resultant compound of Example 136B (16 mg, 0.031 mmol) in EtOAc (3 mL) was added 30% w/w HCl in EtOAc (1 mL). The mixture was stirred overnight at ambient

AP000390



temperature. The solution was concentrated under reduced pressure to give the title compound, which was used without subsequent purification. TLC: R_f = 0.48, 1:10:90 NH_4OH /methanol/ CH_2Cl_2 .

5 D. Compound 136. To a solution of the resultant compound of Example 136C in CH_2Cl_2 (5 mL) was added triethylamine (0.1 mL, 0.72 mmol), followed by the resultant compound of Example 48A (11 mg, 0.05 mmol).
10 The mixture was stirred at ambient temperature for 24 hours. The solution was concentrated under reduced pressure and the crude product purified via medium pressure column chromatography using a gradient solvent system of CH_2Cl_2 followed by 20:80 EtOAc/ CH_2Cl_2 as the solvent system to give 4.9 mg. TLC: R_f = 0.28, (3:97 methanol/ CH_2Cl_2 , HPLC: R_t = 14.57 min, (^1H) -NMR (CDCl_3) consistent with structure.
15

Example 137

20 A. Compound XXII (A = tert-butoxycarbonyl, D' = 2-furyl, E = 4-acetamidophenyl). To a solution of the resultant compound of Example 136B (200 mg, 0.55 mmol) in CH_2Cl_2 (6 mL) was added 4-acetamidobenzenesulfonyl chloride (390 mg, 1.7 mmol) followed by saturated solution of sodium bicarbonate (3 mL) and solid sodium bicarbonate (0.1 g, 1.2 mmol). The mixture was stirred
25 at ambient temperature overnight. The solution was diluted with 100 mL CH_2Cl_2 , the organics separated, dried over anhydrous MgSO_4 , and the organics concentrated under reduced pressure. The crude product was purified via medium pressure liquid chromatography
30 using a gradient solvent system of CH_2Cl_2 , followed by 10:90 EtOAc/ CH_2Cl_2 , followed by a 30:70 EtOAc/ CH_2Cl_2 solution to give 100 mg of the title compound as a

06000000



white solid. TLC: Rf = 0.19, 3:97 methanol/CH₂Cl₂,
(¹H)-NMR (CDCl₃) consistent with structure.

B. Compound XXII (A = H, D' = 2-furyl, E = 4-acetamidophenyl, hydrochloride salt). To a solution of
the resultant compound of Example 137A (30 mg, 0.054
mmol) in EtOAc (3 mL) was added 30% w/w HCl in EtOAc (1
mL). The mixture was stirred overnight at ambient
temperature. The solution was concentrated under
reduced pressure to give the title compound which was
used without subsequent purification. TLC: Rf = 0.37
(1:10:90 NH₄OH/methanol/CH₂Cl₂).

C. Compound 137. To a solution of the resultant
compound of Example 137a in CH₂Cl₂ (5 mL) was added
triethylamine (0.1 mL, 0.72 mmol) followed by the
compound of Example 48A (19 mg, 0.083 mmol). The
mixture was stirred at ambient temperature for 24
hours. The solution was concentrated under reduced
pressure and the crude product purified via medium
pressure column chromatography using a gradient solvent
system of CH₂Cl₂, followed by 1:99 methanol/CH₂Cl₂,
followed by 3:97 methanol/CH₂Cl₂ as the solvent system
to give 8.5 mg of the title compound. TLC: Rf = 0.11
(3:97 methanol/CH₂Cl₂), HPLC: Rt = 12.69 min; (¹H)-NMR
(CDCl₃) consistent with structure.

Example 138

Compound 138. A solution of 75 mg of the
resultant compound of Example 51D and 45 mg of 3-
chlorobenzenesulfonyl chloride were reacted in the
manner described in Example 60. After workup and
purification by preparative reversed-phase C₁₈ HPLC
using a linear gradient of 35% to 100% CH₃CN/H₂O with
0.1% TFA as eluant, 29.7 mg of the title compound was

AD0000390



obtained. TLC: R_f = 0.3, 4% MeOH/ CH_2Cl_2 , HPLC: R_t = 15.83 min; (^1H)-NMR (CDCl_3) consistent with structure.

Example 139

5 Compound 139. To a solution of 67.9 mg of the resultant compound of Example 116B in 1 mL of THF was added sequentially, 57 μL of diisopropylethylamine and a solution of 52.6 mg of the resultant compound of Example 109C in 1 mL THF. The mixture was stirred for 24 hours and concentrated in vacuo. The residue was
10 purified by preparative thick layer silica gel chromatography using 7% methanol in CH_2Cl_2 eluent to yield 70.0 mg of the title compound. TLC: R_f = 0.30, 5% methanol/ CH_2Cl_2 . HPLC: R_t = 15.78 min; (^1H) NMR (CDCl_3) consistent with structure.

15

Example 140

- A. 3(S)-amino-2(syn)-hydroxy-4-phenyl-1-chlorobutane formate salt. To a slurry of 16.33 g of 10% palladium on carbon (25% by weight) in methanol and tetrahydrofuran (400 mL, 1:1) was added, under N_2 ,
20 65.35 g of 3(S)-N-(-benzyloxycarbonyl)-amino-1-chloro-2(syn)-hydroxy-4-phenylbutane (195.77 mmol) as a solution in methanol and tetrahydrofuran (1.2 L). To this slurry was added 540 mL of formic acid. After 15 h, the reaction mixture was filtered through
25 diatomaceous earth and concentrated to dryness. The resultant oil was slurried in toluene and evaporated, then triturated sequentially with diethyl ether and CH_2Cl_2 to provide 47.64 g of product as a granular tan solid. TLC: R_f = 0.17, 5% acetic acid/ethyl acetate.
- 30 B. 3(S)-N-(3(S)-tetrahydrofuryloxycarbonyl)-amino-1-chloro-2(syn)-hydroxy-4-phenylbutane. To a solution of the resultant compound of Example 140A (1.97 g, 7.95

AP 000390



mmol) in CH_2Cl_2 (20 mL) was added a saturated solution of sodium bicarbonate (5 mL), followed by solid sodium bicarbonate (1.33 g, 17.9 mmol), and the resultant compound of Example 48A (2.0 g, 8.7 mmol). The mixture was stirred at ambient temperature overnight. The solution was diluted with 200 mL CH_2Cl_2 , the organics separated, dried over anhydrous MgSO_4 , and concentrated under reduced pressure. The residue was recrystallized from ethyl acetate/hexane to give 1.01 g of the title compound as a white solid. TLC: R_f = 0.35, 3:97 methanol/ CH_2Cl_2 . ^1H -NMR (CDCl_3) consistent with structure.

C. Compound XX (A = 3(s)-tetrahydrofuryloxycarbonyl). To a solution of the resultant compound of Example 140B (1.0 g, 3.2 mmol) in absolute ethanol (15 mL) was added solid KOH (0.21 g, 3.8 mmol). The mixture was stirred at ambient temperature for 1.0 h. The solution was filtered through a pad of Celite then concentrated under reduced pressure. The residue was taken up in ether (100 mL), washed with brine, dried over MgSO_4 , the concentrated under reduced pressure to give 0.88 g of the title compound as a white solid. TLC: R_f = 0.49 (3:97 methanol/ CH_2Cl_2), ^1H -NMR (CDCl_3) consistent with structure.

D. Compound XXI (A = (S)-3-tetrahydrofuryloxycarbonyl, D' = cyclopentylmethyl, A' = H). The resultant compound of Example 140C (0.88 g, 3.2 mol) was added to the resultant compound of Example 114A (5.0 g, 50.4 mmol) and stirred for 24 h at ambient temperature. The solution was concentrated by distillation under reduced pressure. The residue was triturated with hexane and the solid collected by suction filtration and washed with hexane to give 0.93



g of the title compound. TLC: R_f = 0.44, 1:10:90 concentrated NH_4OH /methanol/ CH_2Cl_2 ; (^1H) -NMR (CDCl_3) consistent with structure.

5 E. Compound 140. To a solution of the resultant compound of Example 140D (0.93 g, 2.47 mmol) in CH_2Cl_2 (20 mL) was added a saturated solution of sodium bicarbonate (5 mL) followed by addition of solid sodium bicarbonate (0.42 g, 4.94 mmol) and 4-methoxybenzenesulfonyl chloride (0.61 g, 2.96 mmol).
10 the mixture was stirred at ambient temperature for 4 hours. The solution was diluted with 200 mL CH_2Cl_2 , the organics separated, dried over anhydrous MgSO_4 , and the organics concentrated under reduced pressure. The crude product was purified via medium pressure liquid
15 chromatography using CH_2Cl_2 followed by 1:99 methanol/ CH_2Cl_2 solution as the eluent system to give 1.28 g of the title compound as a white solid. TLC: R_f = 0.26, 3:97 methanol/ CH_2Cl_2 , HPLC: R_t = 15.66 min, (^1H) -NMR (CDCl_3) consistent with structure.

20

Example 141

A. Compound XXII (A = H, D' = cyclopentylmethyl, E = 4-methoxyphenyl, hydrochloride salt). A solution of 71.3 mg of the resultant compound of Example 166A in EtOAc (25 mL) at 0°C was treated with anhydrous HCl gas
25 for 10 min., and allowed to stand for 12 h while warming to ambient temperature, then concentrated under reduced pressure and the resulting white solid used without purification for subsequent reaction.

30 B. Compound 141. The resultant compound of Example 141A (0.134 mmol) was reacted with allyl chloroformate in the manner described in Example 87B. After concentration of the mixture in vacuo and workup, the

AP000390



residue was purified by thick layer silica gel chromatography using 5% MeOH/CH₂Cl₂ as eluant followed by preparative reversed-phase C₁₈ HPLC using a linear gradient of 35% to 100% CH₃CN/H₂O with 0.1% TFA as eluant to obtain 21.6 mg of the title compound. TLC: R_f = 0.45, 5% MeOH/CH₂Cl₂. HPLC: R_t = 16.96 min.

Example 142

Compound 142. To a solution of 4.0 g of the resultant compound of Example 141A in 45 mL of THF was added sequentially, 1.96 mL of diisopropylethylamine and a solution of 2.68 g of the resultant compound of Example 82A in 45 mL THF. The mixture was stirred for 24 hours and concentrated in vacuo. The residue was taken up in CH₂Cl₂, washed with saturated sodium bicarbonate and brine, dried over magnesium sulfate, filtered and concentrated in vacuo. The residue was purified by low pressure silica gel column chromatography using 20% to 40% EtOAc in hexane eluent to yield 3.69 g of the title compound. TLC: R_f = 0.41, 50% EtOAc/CH₂Cl₂.

Example 143

Compound 143. A solution of 3.69 g of the resultant compound of Example 142 in 100 mL of ethyl ether was treated with anhydrous HCl gas for 10 min. The reaction mixture was sparged with nitrogen then filtered. The solid was taken up in methanol and concentrated to yield 3.71 g of the title compound. TLC: R_f = 0.62, 90/10/1 CH₂Cl₂/MeOH/AcOH, HPLC: R_t = 13.87 min. (¹H)-NMR (CDCl₃) consistent with structure.

Example 145

5 A. Compound XXII (A = tert-butoxycarbonyl, D' = isobutyl, E = 2-(5-isoxazoy-3-yl)-thiophene). To a solution of 342.5 mg (1.02 mmol) of the resultant compound of Example 39A in CH_2Cl_2 (8 mL) was added
10 aqueous sodium bicarbonate (2 mL), solid sodium bicarbonate 257 mg (3.1 mmol), and 5-(isoxazol-3-yl)-thiophenesulfonyl chloride 254.2 mg, (1.02 mmol). After 14 h, the resulting mixture was diluted with
15 CH_2Cl_2 , washed with saturated brine, dried over magnesium sulfate, filtered and concentrated in vacuo. The residue was purified by flash chromatography using 5% to 25% EtOAc/ CH_2Cl_2 eluent and recrystallized from ether CH_2Cl_2 to provide 228.6 mg of the title product. (^1H) -NMR (CDCl_3) consistent with structure.

20 B. Compound XXII (A = H, D' = isobutyl, E = 2-(5-isoxazoy-3-yl)-thiopene, hydrochloride salt). A solution of 228.6 mg (0.416 mmol) of the resultant compound of Example 145A in EtOAc (15 mL) at -20°C was treated with anhydrous HCl gas for 10 min. The ice bath was removed and after an additional 15 min, the reaction mixture was sparged with nitrogen then concentrated in vacuo to provide 223.6 mg of title product as the HCl salt. TLC: R_f = 0.48, 10%
25 methanol/ CH_2Cl_2 .

30 C. Compound 145. A solution of 78.5 mg of the resultant compound of Example 145B (0.162 mmol) in CH_2Cl_2 (3 mL) was treated sequentially at ambient temperature under an atmosphere of nitrogen with 0.07 mL (0.408 mmol) diisopropylethylamine and 55.6 mg (0.243 mmol) of the resultant compound of Example 48A. The mixture was stirred 16 h and then concentrated

AP000390



in vacuo. The residue was taken up in CH_2Cl_2 and washed with saturated brine, dried over magnesium sulfate, filtered, and concentrated in vacuo. The residue was purified by preparative HPLC to yield 48.7 mg of the title product. TLC: $R_f = 0.36$, 25% EtOAc/ CH_2Cl_2 . HPLC: $R_t = 15.2$ min; (^1H)-NMR (CDCl_3) consistent with structure.

Example 146

A. Compound XXI (A = tert-butoxycarbonyl, D' = cyclopentylmethyl, E = 4-acetamidophenyl). To a solution of the resultant compound of Example 114B (300 mg, 0.83 mmol) in CH_2Cl_2 (15 mL) was added 4-acetamidobenzenesulfonyl chloride (580 mg, 2.48 mmol) followed by the addition of a saturated solution of sodium bicarbonate (4 mL) and solid sodium bicarbonate (0.14 g, 1.67 mmol). The mixture was stirred at ambient temperature overnight. The solution was diluted with 150 mL CH_2Cl_2 , the organics separated, dried over anhydrous MgSO_4 , and the organics concentrated under reduced pressure. The crude product was purified via medium pressure liquid chromatography using a gradient solvent system of CH_2Cl_2 , followed by 5:95 EtOAc/ CH_2Cl_2 , followed by 10:90 EtOAc/ CH_2Cl_2 solution to give 310 mg of the title compound as a white solid. TLC: $R_f = 0.10$, 3:97 methanol/ CH_2Cl_2 , HPLC: $R_t = 15.96$ min, (^1H)-NMR (CDCl_3) consistent with structure.

B. Compound XXII (A = H, D' = cyclopentylmethyl, E = 4-acetamidophenyl, hydrochloride salt). To a solution of the resultant compound of Example 146A (210 mg, 0.38 mmol) was added 30% w/w HCl in EtOAc (15 mL). The mixture was stirred for 1 hour at ambient temperature. The solution was concentrated under reduced pressure to



give 180 mg of the title compound which was used without subsequent purification. TLC: R_f = 0.14, 1:10:90 NH_4OH /methanol/ CH_2Cl_2 .

C. Compound XXII (A = allyloxycarbonyl, D' = cyclopentylmethyl, E = 4-acetamidophenyl). To a solution of the resultant compound of Example 146B (100 mg, 0.20 mmol) in CH_2Cl_2 (10 mL) was added triethylamine (0.1 mL, 0.72 mmol), followed by allylchloroformate (0.04 mL, 0.3 mmol). The mixture was stirred at ambient temperature for 24 hours. The solution was diluted with 150 mL CH_2Cl_2 , washed with water, dried over anhydrous MgSO_4 , and the organics concentrated under reduced pressure. The crude product was purified via medium pressure column chromatography using a gradient solvent system of CH_2Cl_2 , followed by 1:99 methanol/ CH_2Cl_2 , followed by 3:97 methanol/ CH_2Cl_2 as the solvent system to give 103 mg. R_f = 0.22, 3:97 methanol/ CH_2Cl_2 , HPLC: R_t = 15.29 min, (^1H)-NMR (CDCl_3) consistent with structure.

Example 147

Compound 147. To a solution of the resultant compound of Example 146B (80 mg, 0.16 mmol) in CH_2Cl_2 (5 mL) was added triethylamine (0.07 mL, 0.48 mmol), followed by slow addition over 3 hours of the resultant compound of Example 82A (53 mg, 0.19 mmol) as a solution in CH_2Cl_2 (3 mL). The mixture was stirred at ambient temperature for 24 hours. The solution was diluted with 100 mL CH_2Cl_2 washed with water, dried over anhydrous MgSO_4 , and the organics concentrated under reduced pressure. The crude product was purified via medium pressure column chromatography using a gradient solvent system of CH_2Cl_2 , followed by 1:99 methanol/ CH_2Cl_2 , followed by 2:98 methanol/ CH_2Cl_2

AP000390



as the solvent system to give 71.7 mg of the title compound. $R_f = 0.06$, 3:97 methanol/ CH_2Cl_2 , HPLC: $R_t = 12.61$ min, (^1H)-NMR (CDCl_3) consistent with structure.

Example 148

5 A. Compound XXII (A = tert-butoxycarbonyl, D' = cyclopentylmethyl, E = phenyl). A solution of 297 mg of the resultant compound of Example 114B in 4:1 CH_2Cl_2 /saturated aqueous NaHCO_3 was treated sequentially, at ambient temperature under an
10 atmosphere of nitrogen, with 217 mg of benzenesulfonyl chloride and 103 mg of sodium bicarbonate. The mixture was stirred for 6 h, diluted with CH_2Cl_2 , washed with saturated NaCl then dried over MgSO_4 , filtered, and concentrated in vacuo to yield 426 mg of the title
15 product as a white solid. TLC: $R_f = 0.32$, 5% diethyl ether/ CH_2Cl_2 . (^1H)-NMR (CDCl_3) consistent with structure.

B. Compound XXII (A = H, D' = cyclopentylmethyl, E = phenyl, hydrochloride salt). A solution of 400 mg of
20 the resultant compound of Example 148A in ethyl acetate was treated at -20°C with HCl gas for 20 min, during which time the temperature was allowed to warm to 20°C . Nitrogen was then bubbled through the mixture for 15 min and solvent removed in vacuo to yield 349 mg of
25 white solid which was used directly for the ensuing reaction.

C. Compound 148. A solution of 40 mg of the resultant compound of Example 148B in CH_2Cl_2 was added, at ambient temperature under an atmosphere of nitrogen,
30 to a solution of 31 mg of the resultant compound of Example 48A and 35 mg N,N-diisopropylethylamine in CH_2Cl_2 . The mixture was stirred for 14 h, diluted with

AP000390



CH₂Cl₂, washed with saturated NaHCO₃ and saturated NaCl, then dried over MgSO₄, filtered, and concentrated in vacuo. The residue was purified by low pressure silica gel chromatography using 20% diethyl ether/CH₂Cl₂ as eluent to provide 45 mg of the title product as a white solid. TLC: R_f = 0.46, 20% diethyl ether/CH₂Cl₂. HPLC: R_t = 15.78 min. (¹H)-NMR (CDCl₃) consistent with structure.

Example 149

10 A. Compound XXII (A = tert-butoxycarbonyl, D' = cyclopentylmethyl, E = 3-pyridyl). To a solution of 153 mg (0.422 mmol) of the resultant compound of Example 114B in CH₂Cl₂ (4 mL) was added aqueous sodium bicarbonate (1 mL), solid sodium bicarbonate 141.7 mg (1.69 mmol), and the resultant compound of Example 144A 156.1 mg. (0.879 mmol). After 14 h, the resulting mixture was diluted with CH₂Cl₂, washed with saturated brine, dried over magnesium sulfate, filtered and concentrated in vacuo. The residue was purified by flash chromatography using 20% to 40% EtOAc/CH₂Cl₂ eluent to provide 64.7 mg of the title product. TLC; R_f = 0.24, 20% EtOAc/CH₂Cl₂.

25 B. Compound XXII (A = tert-butoxycarbonyl, D' = cyclopentylmethyl, E = 3-pyridyl, hydrochloride salt). A solution of 273.1 mg (0.572 mmol) of the resultant compound of Example 149A in EtOAc (15 mL) at -20°C was treated with anhydrous HCl gas for 10 min. The ice bath was removed and after an additional 15 min., the reaction mixture was sparged with nitrogen then concentrated in vacuo. To a solution of the resulting residue in CH₂Cl₂ (3 mL) was added, sequentially at ambient temperature under an atmosphere of nitrogen, with 0.076 mL (0.437 mmol) diisopropylethylamine and

AP 000390



34.3 mg (0.150 mmol) of the resultant compound of Example 48A. The mixture was stirred for 16 h and then concentrated in vacuo. The residue was taken up in CH_2Cl_2 and washed with saturated brine, dried over magnesium sulfate, filtered, and concentrated in vacuo. The residue was purified by low pressure silica gel column chromatography using a gradient 20% to 50% EtOAc in CH_2Cl_2 eluent to yield 11.3 mg of the title product. TLC: $R_f = 0.15$ 40% EtOAc/ CH_2Cl_2 . HPLC: $R_t = 13.7$ min; (^1H) NMR (CDCl_3) consistent with structure.

Example 150

A. 1-Piperidinesulfonyl chloride. A solution of 4 g of sulfonyl chloride in acetonitrile was treated dropwise with 861 mg of piperidine at ambient temperature under an atmosphere of nitrogen. After complete addition, the mixture was refluxed for 18 h, cooled to room temperature and concentrated in vacuo to yield the title product as a red oil. TLC: $R_f = 0.86$, CH_2Cl_2 . (^1H)-NMR (CDCl_3) consistent with structure.

B. Compound XXII (A = tert-butoxycarbonyl, D' = isobutyl, E = piperidinyl). A solution of 73 mg of the resultant compound of Example 39A in CH_2Cl_2 was treated sequentially, at ambient temperature under an atmosphere of nitrogen, with 121 mg of the resultant compound of Example 150A and 84 mg of N,N-diisopropylethylamine. The mixture was stirred for 14 h, diluted with CH_2Cl_2 , washed with saturated NaCl then dried over MgSO_4 , filtered, and concentrated in vacuo. The residue was purified by low pressure silica gel chromatography using 5% diethyl ether/ CH_2Cl_2 as eluent to provide 70 mg of the title product as a white solid. TLC: $R_f = 0.21$ (5% diethyl ether in CH_2Cl_2). HPLC: $R_t = 17.40$ min. (^1H)-NMR (CDCl_3) consistent with structure.



5 C. Compound XXII (A = H, D' = isobutyl, E = piperidiny1, hydrochloride salt). A solution of 70 mg of the resultant compound of Example 150B in ethyl acetate was treated at -20°C with HCl gas for 20 min during which time the temperature was allowed to warm to 20°C. Nitrogen was then bubbled through the mixture for 15 min and solvent removed in vacuo to yield a viscous oil which was used directly for the ensuing reaction.

10 D. Compound 150. A solution of the resultant compound of Example 150C in CH₂Cl₂ was added, at ambient temperature under an atmosphere of nitrogen, to a solution of 50 mg of the resultant compound of Example 15A and 56 mg N,N-diisopropylethylamine in CH₂Cl₂. the mixture was stirred for 14 h, diluted with CH₂Cl₂, washed with saturated NaHCO₃ and saturated NaCl, then dried over MgSO₄, filtered, and concentrated in vacuo. The residue was purified by low pressure silica gel chromatography using 20% diethyl ether/CH₂Cl₂ as eluent to provide 16 mg of the title product as a white solid. TLC: R_f = 0.45, (0% diethyl ether/ CH₂Cl₂. HPLC: R_t = 15.00 min. (¹H)-NMR (CDCl₃) consistent with structure.

Example 151

25 A. Compound XXII (A = text butoxycarbonyl, D' = cyclopentylmethyl, E = 4-trifluormethoxyphenyl). A solution of 71 mg of the resultant compound of Example 114B in 4:1 CH₂Cl₂/saturated aqueous NaHCO₃ was treated sequentially, at ambient temperature under an atmosphere of nitrogen, with 76 mg of 4-trifluoromethoxybenzensulfonyl chloride and 25 mg of sodium bicarbonate. The mixture was stirred, 14 h, diluted with CH₂Cl₂, washed with saturated NaCl then

AP 000390



dried over MgSO_4 , filtered, and concentrated in vacuo. The residue was purified by low pressure silica gel chromatography using 5% diethyl ether/ CH_2Cl_2 as eluent to provide 92 mg of the title product as a white solid. TLC: $R_f = 0.34$, 5% diethyl ether/ CH_2Cl_2 . (^1H)-NMR (CDCl_3) consistent with structure.

10 B. Compound XXII (A = H, D' = cyclopentylmethyl, E = 4-trifluoromethoxyphenyl, hydrochloride salt). A solution of 92 mg of the resultant compound of Example 151A in ethyl acetate was treated at -20°C with HCl gas for 20 min, during which time the temperature was allowed to warm to 20°C . Nitrogen was then bubbled through the mixture for 15 min and solvent removed in vacuo to yield 83 mg of white solid which was used directly for the ensuing reaction.

20 C. Compound 151. A solution of 22 mg of the resultant compound of Example 151B in CH_2Cl_2 was added, at ambient temperature under an atmosphere of nitrogen, to a solution of 15 mg of the resultant compound of Example 48A and 16 mg N,N-diisopropylethylamine in CH_2Cl_2 . The mixture was stirred for 60 h, diluted with CH_2Cl_2 , washed with saturated NaHCO_3 and saturated NaCl , then dried over MgSO_4 , filtered, and concentrated in vacuo. The residue was purified by low pressure silica gel chromatography using 20% diethyl ether/ CH_2Cl_2 as eluent to provide 23 mg of the title product as a white solid. TLC: $R_f = 0.44$, 20% diethyl ether/ CH_2Cl_2 . HPLC: $R_t = 16.99$ min. (^1H)-NMR (CDCl_3) consistent with structure.



Example 152

5 A. Compound XXII (A = tert-butoxycarbonyl, D' = isobutyl, E = 4-trifluormethoxyphenyl). A solution of 97 mg of the resultant compound of Example 39A in 4:1 CH₂Cl₂/saturated aqueous NaHCO₃ was treated sequentially, at ambient temperature under an atmosphere of nitrogen, with 113 mg of 4-trifluoromethoxybenzenesulfonyl chloride and 36 mg of sodium bicarbonate. The mixture was stirred for 14 h, 10 diluted with CH₂Cl₂, washed with saturated NaCl then dried over MgSO₄, filtered, and concentrated in vacuo. The residue was purified by low pressure silica gel chromatography using 5% diethyl ether/CH₂Cl₂ as eluent to provide 120 mg of the title product as a white 15 solid. TLC: R_f = 0.34, 5% diethyl ether/CH₂Cl₂. HPLC: Rt = 18.54 min. (¹H)-NMR (CDCl₃) consistent with structure.

AP 000390

20 B. Compound XXII (A = H, D' = isobutyl, E = 4-trifluormethoxyphenyl, hydrochloride salt). A solution of 100 mg of the resultant compound of Example 152A in ethyl acetate was treated at -20°C with HCl gas for 20 min, during which time the temperature was allowed to warm to 20°C. Nitrogen was then bubbled through the mixture for 15 min and solvent removed in vacuo to 25 yield 89 mg of white solid which was used directly for ensuing reaction.

30 C. Compound 152. A solution of 41 mg of the resultant compound of Example 152B in CH₂Cl₂ was added, at ambient temperature under the atmosphere of nitrogen, to a solution of 28 mg of the resultant compound of Example 48A and 32 mg N,N-diisopropylethylamine in CH₂Cl₂. The mixture was



stirred 14 h, diluted with CH_2Cl_2 , washed with saturated NaHCO_3 and saturated NaCl , then dried over MgSO_4 , filtered, and concentrated in vacuo. The residue was purified by low pressure silica gel chromatography using 5% diethyl ether/ CH_2Cl_2 as eluent to provide 30 mg of the title product as white solid. TLC: R_f = 0.08 (5% diethyl ether/ CH_2Cl_2). HPLC: R_t = 16.52 min. (^1H)-NMR (CDCl_3) consistent with structure.

Example 153

10 A. Compound XXII (A = tert-butoxycarbonyl, D' = isobutyl, E = 4-methoxyphenyl). To a solution of the resultant compound of Example 39A (600 mg, 1.77 mmol) in CH_2Cl_2 (10 mL) was added 4-methoxybenzenesulfonyl chloride (0.55 g, 2.66 mmol) followed by the addition of a saturated solution of sodium bicarbonate (3 mL) and 0.30 g of solid sodium bicarbonate. The mixture was stirred at ambient temperature overnight. The solution was diluted with 200 mL CH_2Cl_2 , the organics were separated, dried over anhydrous MgSO_4 , and the organics concentrated under reduced pressure. The crude product was purified via medium pressure liquid chromatography using a gradient solvent system of CH_2Cl_2 followed by 5:95 ether/ CH_2Cl_2 solution to give 630 mg of the title compound as a white solid. TLC: R_f = 0.48, 3:97 methanol/ CH_2Cl_2 . (^1H)-NMR (CDCl_3) consistent with structure.

30 B. Compound XXII (A = H, D' = isobutyl, E = 4-methoxyphenyl, hydrochloride salt). To a solution of the resultant compound of Example 153A (0.63 g, 1.24 mmol) in EtAc (5 mL) was added 30% w/w HCl in EtOAc (5 mL.) The mixture was stirred for 6 hours ambient temperature. The solution was concentrated under reduced pressure to give 0.59 g of a white solid

AP 000 390



which was used directly for subsequent reaction. TLC
Rf = 0.12, 3:97 methanol/CH₂Cl₂.

5 C. Compound XXII (A = (3-pyridyl)-methyloxycarbonyl,
D' = isobutyl, E = 4-methoxyphenyl). To a solution of
the resultant compound of Example 153B (100 mg,
0.23 mmol) in CH₂Cl₂ (5 mL) was added triethylamine
(0.1 mL, 0.72 mmol) followed by slow addition over
3 hours of the resultant compound of Example 82A
(75 mg, 0.27 mmol) as a solution in CH₂Cl₂ (5 mL). The
10 mixture was stirred at ambient temperature for
24 hours. The organics was concentrated under reduced
pressure and the crude product was purified via medium
pressure column chromatography using a gradient solvent
system of CH₂Cl₂, followed by 1:99 methanol/CH₂Cl₂,
15 followed by 3:97 methanol/CH₂Cl₂ as the solvent system
to give 49.3 mg of the title compound. Rf = 0.33, 3:97
methanol/CH₂Cl₂. HPLC: Rt = 13.18 min, (¹H)-NMR (CDCl₃)
consistent with structure.

Example 154

20 Compound 154. To a solution of the resultant compound
of Example 153B (100 mg, 0.20 mmol) in CH₂Cl₂ (5 mL)
was added triethylamine (0.25 mL, 1.8 mmol) followed by
allylchloroformate (0.1 mL, 0.94 mmol). The mixture
was stirred at ambient temperature for 24 hours. The
25 solution was concentrated under reduced pressure and
the crude product purified via medium pressure column
chromatography using a gradient solvent system of
CH₂Cl₂, followed by 1:99 methanol/CH₂Cl₂ as the solvent
system to give 94 mg of the title compound. Rf = 0.71,
30 3:97 methanol/CH₂Cl₂. HPLC : Rt = 16.12 min, (¹H)-NMR
(CDCl₃) consistent with structure.

AP 000390



Example 155

A. N-hydroxysuccinimidyl-1-methoxypropane-3-carbonate. A solution of 355 mg of 2-methylene-1,3-propanediol in acetonitrile (30 mL) was added sequentially, at ambient temperature, 65 mg of sodium hydride and 0.25 mL iodomethane. The mixture was stirred for 12 h and concentrated in vacuo. The residue was then taken up in 15 mL of acetonitrile and treated sequentially, at ambient temperature under an atmosphere of nitrogen, with 1.3 g of N,N-disuccinimidyl carbonate and 1.6 mL of triethylamine. After stirring for 14 h, the reaction mixture was concentrated in vacuo and the residue was diluted CH_2Cl_2 , washed with saturated sodium bicarbonate solution and saturated brine, dried over magnesium sulfate, filtered and concentrated in vacuo. The residue was purified by silica gel chromatography with EtOAc as eluant to give 95 mg of the title compound. (^1H)-NMR (CDCl_3) consistent with structure.

B. Compound 155. A solution of 0.056 mmol of the resultant compound of Example 40A was reacted with the resultant compound of Example 155A in the manner described in Example 132. After concentration of the mixture in vacuo and workup, the residue was purified by thick layer silica gel chromatography using 7% MeOH/ CH_2Cl_2 as eluant followed by preparative reversed-phase C_{18} HPLC using a linear gradient of 35% to 100% $\text{CH}_3\text{CN}/\text{H}_2\text{O}$ with 0.1% TFA as eluant to obtain 3.7 mg of the title compound. TLC: R_f = 0.45, 7% MeOH/ CH_2Cl_2 . HPLC: R_t = 13.78 min.

Example 156

A. 1-acetyldoline-5-sulfonyl chloride. A 1.02 g portion of 1-acetyldoline was treated with 2 mL of

AP000390



chlorosulfonic acid at 0°C. The mixture was heated at 60°C for 2 h, then treated with crushed ice, filtered and dried to give 1.3 g of the title compound which was used directly for subsequent reaction. TLC: R_f = 0.13, 50% EtOAc/hexane. (¹H)-NMR (CDCl₃) consistent with structure.

B. Compound XXII (A = tert-butoxycarbonyl, D' = cyclopentylmethyl, E = 5-(N-acetyl)-indoline). To a solution of 60 mg of the resultant compound of Example 114B in 15 mL of CH₂Cl₂ was added (5 mL) saturated aqueous sodium bicarbonate solution, 50.0 mg sodium bicarbonate, and 60 mg of the resultant compound of Example 156A. After 4 h, the resulting mixture was diluted with CH₂Cl₂, washed with saturated brine, dried over magnesium sulfate and filtered. The mixture was then concentrated in vacuo to give the desired product which was used directly for subsequent reaction. (¹H)-NMR (CDCl₃) consistent with structure.

C. Compound 156. A solution of 37 mg of the resultant compound of Example 156B in EtOAc (15 mL) at 0° C was treated with anhydrous hydrogen chloride gas for 10 min., and allowed to stand for 12 h while warming to ambient temperature. This crude material was then reacted with allyl chloroformate in the manner described in Example 87B. After concentration of the mixture in vacuo and workup, the residue was purified by thick layer silica gel chromatography using 7% MeOH/CH₂Cl₂ as eluant followed by preparative reversed-phase C₁₈ HPLC using a linear gradient of 35% to 100% CH₃CN/H₂O with 0.1% TFA as eluant to obtain 10.5 mg of the title compound. TLC: R_f = 0.75, 10% MeOH/CH₂Cl₂. HPLC: R_t = 15.78 min; (¹H)-NMR (CDCl₃) consistent with structure.

AP000390



Example 157

Compound 157. A solution of 37 mg of the resultant compound of Example 156B in EtOAc (15 mL) at 0° C was treated with anhydrous hydrogen chloride gas for 10 min., and allowed to stand for 12 h while warming to ambient temperature. This crude material was then reacted with the resultant compound of Example 48A in the manner described in Example 88. After concentration of the mixture in vacuo, the residue was purified by preparative reversed-phase C₁₈ HPLC using a linear gradient of 35% to 100% CH₃CN/H₂O with 0.1% TFA as eluant to obtain 17.9 mg of the title compound. TLC: R_f = 0.6, 10% MeOH/CH₂Cl₂. HPLC: R_t = 14.68 min; (¹H)-NMR (CDCl₃) consistent with structure.

Example 158

A. Compound XXII (A = tert-butoxycarbonyl, D' = cyclohexylmethyl, E = H). To a solution of compound XX (A = Boc) (5.0 mmol) in ethanol (20 mL) was added cyclohexylmethylamine (3.25 mL, 2.83 mmol) and the mixture was stirred for 3 hours at ambient temperature. The solution was filtered and concentrated under reduced pressure to give 1.49 g of a white solid which was used directly for subsequent reaction. TLC: R_f = 0.14, 3:97 methanol/CH₂Cl₂. (¹H)-NMR (CDCl₃) consistent with structure.

B. Compound XXII (A = tert-butoxycarbonyl, D' = cyclohexylmethyl, E = 4-methoxyphenyl). To a solution of the resultant compound of Example 158A (400 mg, 1.06 mmol) in CH₂Cl₂ (10 mL) was added 4-methoxybenzenesulfonyl chloride (0.66 g, 3.1 mmol) followed by addition of a saturated solution of sodium bicarbonate (3 mL) and 0.18 g of solid sodium

AD000390



bicarbonate. The mixture was stirred at ambient temperature overnight. The solution was diluted with 200 mL CH_2Cl_2 , the organics separated, dried over anhydrous MgSO_4 , and the organics concentrated under reduced pressure. The crude product was purified via medium pressure liquid chromatography using CH_2Cl_2 , followed by 1:99 methanol/ CH_2Cl_2 as the solvent system to give 340 mg of the title compound as a white solid. TLC: $R_f = 0.39$, 3:97 methanol/ CH_2Cl_2 , (^1H)-NMR (CDCl_3) consistent with structure.

C. Compound XXI (A = H, D' = cyclohexylmethyl, E = 4-methoxyphenyl, hydrochloride salt). To a solution of the resultant compound of Example 158B (0.34 g, 0.62 mmol) in EtOAc (10 mL) was added 30% w/w HCl in EtOAc (5 mL). The mixture was stirred for 3 hours at ambient temperature. The solution was concentrated under reduced pressure to give 0.3 g of a white solid which was used directly for subsequent reaction. TLC: $R_f = 0.12$, 3:97 methanol/ CH_2Cl_2 .

D. Compound 158. To a solution of the resultant compound of Example 158C (100 mg, 0.21 mmol) in CH_2Cl_2 (8 mL) was added triethylamine (0.2 mL, 1.44 mmol) followed by the resultant compound of Example 48A (71 mg, 0.31 mmol). The mixture was stirred at ambient temperature for 6 hours. The solution was diluted with CH_2Cl_2 (200 mL) washed with a saturated solution of sodium bicarbonate (30 mL), the organics separated, dried over anhydrous MgSO_4 and concentrated under reduced pressure and the crude product purified via medium pressure column chromatography using a gradient solvent system of CH_2Cl_2 followed by 10:90 EtOAc/ CH_2Cl_2 as the solvent system to give 84.9 mg of the title compound. TLC: $R_f = 0.48$, 3:97 methanol/ CH_2Cl_2 , HPLC:

AP000390



Rt = 16.35 min; (¹H)-NMR (CDCl₃) consistent with structure.

Example 159

5 A. Compound XXII (A = tert-butoxycarbonyl, D' = cyclohexylmethyl, E = 4-fluorophenyl). To a solution of the resultant compound of Example 158A (400 mg, 1.06 mmol) in CH₂Cl₂ (10 mL) was added 4-fluorobenzenesulfonyl chloride (0.62 g, 3.2 mmol) followed by addition of a saturated solution of sodium bicarbonate (3 mL) and 0.18 g of solid sodium bicarbonate. The mixture was stirred at ambient temperature overnight. The solution was diluted with 200 mL CH₂Cl₂, the organics separated, dried over anhydrous MgSO₄, and the organics concentrated under reduced pressure. The crude product was purified via medium pressure liquid chromatography using CH₂Cl₂ followed by 1:99 methanol/CH₂Cl₂ solution as the solvent system to give 280 mg of a white solid. TLC: Rf = 0.47, 3:97 methanol/CH₂Cl₂, (¹H)-NMR (CDCl₃) consistent with structure.

25 B. Compound XXII (A = H, D' = cyclohexylmethyl, E = 4-fluorophenyl, hydrochloride salt). To a solution of the resultant compound of Example 159A (0.28 g, 0.52 mmol) was added 30% w/w HCl in EtOAc (10 mL). The mixture was stirred for 3 hours at ambient temperature. The solution was concentrated under reduced pressure to give 0.23 g of a white solid which was used directly for subsequent reaction. TLC: Rf = 0.13, (3:97 methanol/CH₂Cl₂, (¹H)-NMR (CDCl₃) consistent with structure.

30 C. Compound 159. To a solution of the resultant compound of Example 159C (100 mg, 0.21 mmol) in CH₂Cl₂

AD000390



(8 mL) was added triethylamine (0.2 mL, 1.44 mmol) followed by the resultant compound of Example 48A (73 mg, 0.32 mmol). The mixture was stirred at ambient temperature for 6 hours. The solution was diluted with CH_2Cl_2 , (200 mL) washed with saturated solution of sodium bicarbonate (30 mL), dried over anhydrous MgSO_4 , the organics concentrated under reduced pressure and the crude product purified via medium pressure column chromatography using a gradient solvent system of CH_2Cl_2 , followed by 10:90 EtOAc/ CH_2Cl_2 as the solvent system to give 54 mg of the title compound. TLC: R_f = 0.46, 3:97 methanol/ CH_2Cl_2 , HPLC: R_t = 16.48 min; (^1H)-NMR (CDCl_3) consistent with structure.

Example 160

A. Compound XXII (A = tert-butoxycarbonyl, D' = cyclohexylmethyl, E = 4-acetamidophenyl). To a solution of the resultant compound of Example 158A (400 mg, 1.06 mmol) in CH_2Cl_2 (10 mL) was added 4-acetamidobenzenesulfonyl chloride (0.75 g, 3.2 mmol) followed by addition of a saturated solution of sodium bicarbonate (3 mL) and 0.18 g of solid sodium bicarbonate. The mixture was stirred at ambient temperature overnight. The solution was diluted with 200 mL CH_2Cl_2 , the organics separated, dried over anhydrous MgSO_4 , and the organics concentrated under reduced pressure. The crude product was purified via medium pressure liquid chromatography using CH_2Cl_2 , followed by 1:99 methanol/ CH_2Cl_2 and 2:98 methanol/ CH_2Cl_2 as the solvent system to give 290 mg of the title compound as a white solid. TLC: R_f = 0.14, 3:97 methanol/ CH_2Cl_2 , (^1H)-NMR (CDCl_3) consistent with structure.

AP 000390



B. Compound XXII (A = H, D' = cyclohexylmethyl, E = 4-acetamidophenyl, hydrochloride salt). To the resultant compound of Example 160A (0.29 g, 0.51 mmol) was added 30% w/w HCl in EtOAc (10 mL). The mixture was stirred for 3 hours at ambient temperature. The solution was concentrated under reduced pressure to give 0.28 g of a white solid which was used directly for subsequent reaction. TLC: Rf = 0.10, 3:97 methanol/CH₂Cl₂.

C. Compound 160. To a solution of the resultant compound of Example 160B (100 mg, 0.20 mmol) in CH₂Cl₂ (8 mL) was added triethylamine (0.2 mL, 1.44 mmol) followed by the resultant compound of Example 48A (67 mg, 0.30 mmol). The mixture was stirred at ambient temperature for 6 hours. The solution was diluted with CH₂Cl₂, (200 mL) washed with saturated solution of sodium bicarbonate (30 mL), dried over anhydrous MgSO₄, the organics concentrated under reduced pressure and the crude product purified via medium pressure column chromatography using a gradient solvent system of CH₂Cl₂, followed by 10:90 EtOAc/CH₂Cl₂, followed by 20:80 EtOAc/CH₂Cl₂ as the solvent system to give 56.8 mg of a white solid. TLC: Rf = 0.17, 3:97 methanol/CH₂Cl₂, HPLC: Rt = 14.65 min; (¹H)-NMR (CDCl₃) consistent with structure.

Example 161

A. 4-Morpholinesulfonyl chloride. A solution of 4.6 g of sulfonyl chloride in acetonitrile was treated dropwise with 996 mg of morpholine at ambient temperature under an atmosphere of nitrogen. After complete addition, the mixture was refluxed for 16 h, cooled to room temperature, and concentrated in vacuo to yield the title product as a red oil. TLC: Rf =

AP000390



0.65 CH_2Cl_2 . (^1H)-NMR (CDCl_3) consistent with structure.

5 B. Compound XXII (A = tert-butoxycarbonyl, D' = isobutyl, E = morpholinyl). A solution of 98 mg of the resultant compound of Example 39A in 4:1 CH_2Cl_2 /saturated aqueous NaHCO_3 was treated sequentially, at ambient temperature under an atmosphere of nitrogen, with 270 mg of the resultant compound of Example 161A and 122 mg of sodium bicarbonate. The mixture was stirred for 14 h, diluted with CH_2Cl_2 , dried over MgSO_4 , filtered, and concentrated in vacuo. The residue was purified by low pressure silica gel chromatography using CH_2Cl_2 as eluent followed by preparative HPLC to provide 22 mg of the title product as an oily solid. TLC: R_f = 0.46, 10 20% diethyl ether/ CH_2Cl_2 . HPLC: R_t = 15.50 min. (^1H)-NMR (CDCl_3) consistent with structure.

20 C. Compound XXII (A = H, D' = isobutyl, E = morpholinyl, hydrochloride salt). A solution of 22 mg of the resultant compound of Example 161B in ethyl acetate was treated at -20°C . Nitrogen was then bubbled through the mixture for 15 min and solvent removed in vacuo to yield an oily semi-solid mass which was used directly for the ensuing reaction.

25 D. Compound 161. A solution of the resultant compound of Example 161C in CH_2Cl_2 was added, at ambient temperature under an atmosphere of nitrogen, to a solution of 16 mg of the resultant compound of Example 48A and 18 mg N,N-diisopropylethylamine in CH_2Cl_2 . The mixture was stirred for 14 h, diluted with CH_2Cl_2 , washed and saturated with NaHCO_3 and saturated NaCl , 30 then dried over MgSO_4 , filtered, and concentrated

AD000390



in vacuo. The residue was purified by preparative HPLC to provide 21 mg of the title product as an oily solid. TLC: Rf = 0.22, 20% diethyl ether/CH₂Cl₂. HPLC: Rt = 13.01 min. (¹H)-NMR (CDCl₃) consistent with structure.

5

Example 162

Compound 162. A solution of 30 mg of the resultant compound of Example 166A was deprotected with hydrogen chloride gas and the resultant compound was reacted with the resultant compound of Example 155A in the manner described in Example 155B. After concentration of the mixture in vacuo and workup, the residue was purified by thick layer silica gel chromatography using 5% MeOH/CH₂Cl₂ as eluant, followed by preparative reversed-phase C₁₈ HPLC using a linear gradient of 35% to 100% CH₃CN/H₂O with 0.1% TFA as eluant to obtain 6.2 mg of the title compound. TLC: Rf = 0.65, 5% MeOH/CH₂Cl₂. HPLC: Rt = 15.93 min (¹H)-NMR (CDCl₃) consistent with structure.

10

15

Example 163

Compound 163. A 120.3 mg portion of the resultant compound of Example 153B was reacted with the resultant compound of Example 82A as described in Example 82B. After workup and concentration in vacuo, the residue was purified by low pressure silica gel column chromatography using 50% EtOAc in CH₂Cl₂ eluent, followed by preparative reversed-phase C₁₈ HPLC using a linear gradient of 40% to 100% acetonitrile/water for elution to obtain 44.3 mg of the title compound. TLC: Rf = 0.18, 50% EtOAc/CH₂Cl₂. HPLC: Rt=13.13 min; (¹H) NMR (CDCl₃) consistent with structure.

20

25

30

AD000390



Example 164

A. N-hydroxysuccinimidyl-(2-phenyl)ethyl carbonate.
A solution of 306 mg of phenethyl alcohol and 535 mg of
N,N'-disuccinimidyl carbonate in acetonitrile was
5 treated, at ambient temperature under an atmosphere of
nitrogen, with 810 mg of N,N-diisopropylethylamine.
The mixture was stirred for 60 h and concentrated
in vacuo. The residue was taken up in ethyl acetate
and washed with saturated NaHCO_3 , saturated NaCl , then
10 dried over MgSO_4 , filtered, and concentrated in vacuo
to yield the title product as a yellow oil. TLC: R_f =
0.40 (5% methanol in CH_2Cl_2). (^1H)-NMR (CDCl_3)
consistent with structure.

B. Compound 164. A solution of 81 mg of the
15 resultant compound of Example 164A in CH_2Cl_2 was added,
at ambient temperature under an atmosphere of nitrogen,
to a solution of 41 mg of the resultant compound of
example 40a and 45 mg N,N-diisopropylethylamine in
 CH_2Cl_2 . The mixture was stirred for 4 h, diluted with
20 CH_2Cl_2 , washed with saturated NaHCO_3 and saturated NaCl ,
then dried over MgSO_4 , filtered, and concentrated in
vacuo. The residue was subjected to preparative HPLC
to yield 18 mg of the title product. TLC: R_f = 0.83
5:10:85 $\text{NH}_4\text{H}/\text{CH}_3\text{OH}/\text{CH}_2\text{Cl}_2$. HPLC: R_t = 15.78 min.
25 (^1H)-NMR (CDCl_3) consistent with structure.

Example 165

Compound 165. A solution of 36 mg of the
resultant compound of Example 51D in 4:1
30 CH_2Cl_2 /saturated aqueous NaHCO_3 was treated
sequentially, at ambient temperature under an
atmosphere of nitrogen, with 20 mg of p-toluenesulfonyl
chloride and 18 mg of sodium bicarbonate. The mixture
was stirred for 3 h, diluted with CH_2Cl_2 , washed with

AP 000 390



saturated NaCl then dried over MgSO_4 , filtered, and concentrated in vacuo. The residue was purified by low pressure silica gel chromatography using 5% diethyl ether/ CH_2Cl_2 as eluent to provide 38 mg of the title product as a white solid. TLC: R_f = 0.15, 5% diethyl ether/ CH_2Cl_2 . HPLC: R_t = 15.27 min. (^1H)-NMR (CDCl_3) consistent with structure.

Example 166

A. Compound XXII (A = tert-butoxycarbonyl, D' = cyclopentylmethyl, E = 4-methoxyphenyl). To a solution of the resultant compound of Example 114B (1.8 g, 4.96 mmol) in CH_2Cl_2 (10 mL) was added 4-methoxybenzenesulfonyl chloride (2.10 g, 9.93 mmol), followed by addition of a saturated solution of sodium bicarbonate (3 mL) and 0.83 g of solid sodium bicarbonate. The mixture was stirred at ambient temperature for 24 hours. The solution was diluted with 200 mL CH_2Cl_2 , the organics were separated, dried over anhydrous MgSO_4 , and concentrated under reduced pressure. The crude product was purified via medium pressure liquid chromatography using CH_2Cl_2 , followed by 1:99 methanol/ CH_2Cl_2 followed by 2:98 methanol/ CH_2Cl_2 as the solvent system to give 1.49 g of the title compound as a white solid. TLC: R_f = 0.37, 3:97 methanol/ CH_2Cl_2 ; (^1H)-NMR (CDCl_3) consistent with structure.

B. Compound XXII (A = H, D' = cyclopentylmethyl, E = 4-hydroxyphenyl). A solution of the resultant compound of Example 166A (1.11 g, 2.08 mmol) in CH_2Cl_2 (20 mL) was added to a solution of boron tribromide in CH_2Cl_2 (1.0 M, 10.4 mL). The mixture was stirred at ambient temperature for 24 hours. The solution was poured onto 40 mL of a saturated solution of sodium bicarbonate.

AD000300



The aqueous layer was extracted with 250 mL CH₂Cl₂ followed by extraction with 250 mL EtOAc. The combined organics were dried over anhydrous MgSO₄, concentrated under reduced pressure and the crude product purified via medium pressure column chromatography using a gradient solvent system of CH₂Cl₂, followed by 1:99 methanol/CH₂Cl₂, followed by 9:98 methanol/CH₂Cl₂, followed by a 1:5:95 concentrated NH₄OH/methanol/CH₂Cl₂ solution as the solvent system to give 0.38 g of the title compound. TLC: R_f = 0.18, 3:97 methanol/CH₂Cl₂, ¹H-NMR (CDCl₃) consistent with structure.

C. Compound 166. To a solution of the resultant compound of Example 166B (300 mg, 0.69 mmol) in CH₂Cl₂ (5 mL) was added triethylamine (0.12 mL, 8.6 mmol), followed by slow addition over 3 hours of the resultant compound of Example 82A (0.21 g, 0.77 mmol) as a solution in CH₂Cl₂ (5 mL). The mixture was stirred at ambient temperature for 24 hours. The solution was diluted with 250 mL CH₂Cl₂, washed with water, dried over anhydrous MgSO₄, and the organics concentrated under reduced pressure. The crude product was purified via medium pressure column chromatography using a gradient solvent system of CH₂Cl₂ followed by 1:99 methanol/CH₂Cl₂, followed by 2:98 methanol/CH₂Cl₂ as the solvent system to give 110 mg of a white solid. TLC: R_f = 0.14 (3:97 methanol/CH₂Cl₂), HPLC: R_t = 12.69 min, ¹H-NMR (CDCl₃) consistent with structure.

Example 167

Compound 167. A solution of 102 mg of the resultant compound of Example 51D in 4:1 CH₂Cl₂/saturated aqueous NaHCO₃ was treated sequentially, at ambient temperature under an atmosphere of nitrogen, with 65 mg of p-

AP000390



nitrobenzenesulfonyl chloride and 51 mg of sodium bicarbonate. The mixture was stirred for 14 h, diluted with CH_2Cl_2 , washed with saturated NaCl, then dried over MgSO_4 , filtered, and concentrated in vacuo. The residue was purified by low pressure silica gel chromatography using 20% diethyl ether/ CH_2Cl_2 as eluent to provide 124 mg of the title product as a white solid. TLC: $R_f = 0.36$, 20% diethyl ether/ CH_2Cl_2 . HPLC: $R_t = 15.15$ min. (^1H)-NMR (CDCl_3) consistent with structure.

Example 168

Compound 168. A solution of 124 mg of the resultant compound of Example 167 in ethyl acetate was treated, at ambient temperature, with 13 mg of 10% palladium on carbon. The mixture was stirred for 14 h under an atmosphere of hydrogen, filtered through a pad of Celite filter agent, and concentrated in vacuo. The residue was subjected to preparative HPLC to yield 82 mg of the title product as a white solid. TLC: $R_f = 0.10$, 20% ether/ CH_2Cl_2 . HPLC: $R_t = 13.16$ min. (^1H)-NMR (CDCl_3) consistent with structure.

Example 169

Compound 169. To a solution of the resultant compound of Example 166B (80 mg, 0.18 mmol) in CH_2Cl_2 15 mL, was added a saturated solution of sodium bicarbonate (5 mL) followed by the addition of the resultant compound of Example 48A (55 mg, 0.24 mmol). The mixture was stirred at ambient temperature for 5 hours. The solution was diluted with 200 mL CH_2Cl_2 , the organics separated, dried over anhydrous MgSO_4 , and concentrated under reduced pressure. The crude product was purified via medium pressure liquid chromatography using CH_2Cl_2 , followed by 1:99 methanol/ CH_2Cl_2 as the

AD0000300



solvent system to give 56 mg of the title compound as a white solid. TLC: Rf = 0.24, 3:97 methanol/CH₂Cl₂, HPLC: Rt = 14.23 min. ¹H-NMR (CDCl₃) consistent with structure.

5

Example 170

10 A. Compound XXII (A = tert-butoxycarbonyl, D' = cyclopentylmethyl, E = 4-nitrophenyl). To a solution of the resultant compound of Example 114B (250 mg, 0.69 mmol) in CH₂Cl₂ (15 mL) was added a saturated solution of sodium bicarbonate (5 mL) followed by solid sodium bicarbonate (0.12 g, 1.37 mmol) and 4-nitrobenzenesulfonyl chloride (200 mg, 0.9 mmol). The mixture was stirred at ambient temperature for 24 hours. The solution was diluted with 200 mL CH₂Cl₂, the organics separated, dried over anhydrous MgSO₄, and concentrated under reduced pressure. The crude product was purified via medium pressure liquid chromatography using a gradient solvent system of CH₂Cl₂ followed by 1:99 methanol/CH₂Cl₂ to give 360 mg of the title compound as an orange solid. TLC: Rf = 0.45, 3:97 methanol/CH₂Cl₂. ¹H-NMR (CDCl₃) consistent with structure.

25 B. Compound XXII A = H, D' = cyclopentylmethyl, E = 4-nitrophenyl, hydrochloride salt). To the resultant compound of Example 170A (360 mg, 0.66 mmol) was added 10% w/w HCl in EtOAc (15 mL). The mixture was stirred for 3 hours at ambient temperature. The solution was concentrated under reduced pressure to give 310 mg of the title compound as an orange solid which was used directly for subsequent reaction. TLC: Rf = 0.70, 1:10:90 NH₄OH/methanol/CH₂Cl₂.

30

AP 000390



C. Compound 170. To a solution of the resultant compound of Example 170B (310 mg, 0.64 mmol) in CH_2Cl_2 (15 mL) was added a saturated solution of sodium bicarbonate (5 mL) followed by the addition of solid sodium bicarbonate (0.11 g, 1.3 mmol) and the resultant compound of Example 49A (0.18 g, 0.77 mmol). The mixture was stirred at ambient temperature for 24 hours. The solution was diluted with 150 mL CH_2Cl_2 , the organics separated, dried over anhydrous MgSO_4 , and concentrated under reduced pressure. The crude product was purified via medium pressure liquid chromatography using CH_2Cl_2 , followed by 1:99 methanol/ CH_2Cl_2 as the solvent system to give 0.32 g of the title compound as a white solid. TLC: R_f = 0.28, 3:97 methanol/ CH_2Cl_2 , HPLC: R_t = 16.06 min, (^1H)-NMR (CDCl_3) consistent with structure.

Example 171

Compound 171. A solution of the resultant compound of Example 170C (0.19 g, 0.34 mmol) in EtOAc (10 mL) was treated at ambient temperature with 50 mg of 10% palladium on carbon and hydrogenated for 72 hours under a slight positive pressure of hydrogen. The mixture was filtered and concentrated in vacuo and the crude product purified via medium pressure liquid chromatography using CH_2Cl_2 , followed by 1:99 methanol/ CH_2Cl_2 , followed by 3:97 methanol/ CH_2Cl_2 , followed by 10:90 methanol/ CH_2Cl_2 as the solvent system to give 97 mg of the title compound as a white solid. TLC: R_f = 0.25, 3:97 methanol/ CH_2Cl_2 , HPLC: R_t = 14.28 min, (^1H)-NMR (CDCl_3) consistent with structure.

Example 172

A. Compound XXII (A=tert-butoxycarbonyl, D'=cyclopentylmethyl, E=2,4-dinitrophenyl). To a

AP000300



5 solution of the resultant compound of Example 114B
(500 mg, 1.38 mmol) in CH_2Cl_2 (15 mL) was added a
saturated solution of sodium bicarbonate (5 mL)
followed by solid sodium bicarbonate (0.23 g,
10 2.76 mmol) and 2,4-dinitrobenzenesulfonyl chloride
(440 mg, 1.65 mmol). The mixture was stirred at
ambient temperature for 2 hours. The solution was
diluted with 200 mL CH_2Cl_2 , the organics separated,
dried over anhydrous MgSO_4 , and concentrated under
15 reduced pressure. The crude product was purified via
medium pressure liquid chromatography using a gradient
solvent system of CH_2Cl_2 , followed by 1:99
methanol/ CH_2Cl_2 to give 700 mg of the title compound as
a brown solid. TLC: R_f = 0.48, 3:97 methanol/ CH_2Cl_2 ,
20 ^1H -NMR (CDCl_3), consistent with structure.

B. Compound XXII (A=H, D'=cyclopentylmethyl, E-2,4-
dinitrophenyl, hydrochloride salt). To a the resultant
compound of Example 172A (700 mg, 1.18 mmol) was added
10% w/w HCl in EtOAc (20 mL). The mixture was stirred
20 for 3 hours at ambient temperature. The solution was
concentrated under reduced pressure to give 590 mg of
the title compound as a brown solid which was used
without subsequent purification. TLC: R_f = 0.55,
1:10:90 NH_4OH /methanol/ CH_2Cl_2 .

25 C. Compound 172. To a solution of the resultant
compound of 172B (590 mg, 1.11 mmol) in CH_2Cl_2 (15 mL)
was added a saturated solution of sodium bicarbonate
(5 mL), followed by solid sodium bicarbonate (0.19 g,
2.2 mmol) and the resultant compound of Example 48A
30 (0.31 g, 1.3 mmol). The mixture was stirred at ambient
temperature for 24 hours. The solution was diluted
with 150 mL CH_2Cl_2 , the organics separated, dried over
anhydrous MgSO_4 , and the organics concentrated under

AP 000390



reduced pressure. The crude product was purified via medium pressure liquid chromatography using a $\text{CH}_3\text{OH}/\text{CH}_2\text{Cl}_2$ gradient as eluant, to yield the product as 0.59 g of a white solid. HPLC: $R_t = 16.36$ min, (^1H -NMR (CDCl_3) consistent with structure.

Example 173

Compound 173. A solution of the resultant compound of Example 172C (0.20 g, 0.33 mmol) in EtOAc (10 mL) was treated under ambient temperature with 50 mg of 10% palladium on carbon and hydrogenated for 72 hours under a slight positive pressure of hydrogen. The mixture was filtered and concentrated in vacuo and the crude product purified via medium pressure liquid chromatography using CH_2Cl_2 , followed by 1:99 methanol/ CH_2Cl_2 , 3:97 methanol/ CH_2Cl_2 , and 10:90 methanol/ CH_2Cl_2 as the solvent system to give 120.2 mg of the title compound as a light brown solid. TLC: $R_f = 0.17$, 3:97 methanol/ CH_2Cl_2 , HPLC: $R_t = 13.47$ min, (^1H)-NMR (CDCl_3) consistent with structure.

Example 174

A. 4-Benzyloxybenzenesulfonyl chloride. To 0.87 g of dimethylformamide, at 0 °C under an atmosphere of nitrogen, was added 1.61 g of sulfuryl chloride. The mixture was stirred for 15 min and treated with 2.00 g of benzyl phenyl ether. The mixture was then heated at 100°C for 1.5 h, cooled to about 40°C, poured onto ice, extracted with CH_2Cl_2 , dried over MgSO_4 , filtered, and concentrated in vacuo. The residue was purified by low pressure silica gel chromatography using 10% ethyl acetate in hexane as eluent to provide 0.78 g of the title product as a white solid. TLC: $R_f = 0.46$, 10% ethyl acetate in hexane. (^1H)-NMR (CDCl_3) consistent with structure.



5 B. Compound 174. A solution of 30 mg of the
resultant compound of Example 51D in 4:1
CH₂Cl₂/saturated aqueous NaHCO₃ was treated
sequentially, at ambient temperature under an
atmosphere of nitrogen, with 24 mg of the resultant
10 compound of Example 174A and 18 mg of sodium
bicarbonate. The mixture was stirred for 14 h, diluted
with CH₂Cl₂, washed with saturated NaCl then dried over
MgSO₄, filtered, and concentrated in vacuo. The
15 residue was purified by low pressure silica gel
chromatography using 20% diethyl ether/CH₂Cl₂ as the
eluent to provide 14 mg of the title product as a white
solid. TLC: R_f = 0.43, 20% diethyl ether/CH₂Cl₂. HPLC:
R_t = 17.01 min. (¹H)-NMR (CDCl₃) consistent with
structure.

Example 175

20 Compound 175. A solution of 11 mg of the
resultant compound Example 174B in ethyl acetate was
treated at ambient temperature, with 2 mg of 10%
palladium on carbon. The mixture was stirred for 14 h
under an atmosphere of hydrogen, filtered through a pad
of Celite filter agent, filtered, and concentrated
in vacuo. The residue was purified by low pressure
silica gel chromatography using 10% methanol in CH₂Cl₂
25 as the eluent to provide 9 mg of the title product as a
white solid. TLC: R_f = 0.38, 10% methanol in CH₂Cl₂.
HPLC: R_t = 13.37 min. (¹H)-NMR (CDCl₃) consistent with
structure.

Example 176

30 A. 1,3-Benzodioxole-5-sulfonyl chloride. To 3.50 g
of dimethylformamide, at 0°C under an atmosphere of
nitrogen, was added 6.47 g of sulfuryl chloride. The

AP000390



mixture was stirred 15 min and treated with 5.32 g of 1,3-benzodioxole. The mixture was then heated at 120°C for 45 min, cooled to about 40°C, poured onto ice, extracted with CH_2Cl_2 , dried over MgSO_4 , filtered, and concentrated in vacuo. The residue was purified by low pressure silica gel chromatography using 40% CH_2Cl_2 in hexane as eluent to provide 2.70 g of the title product as a yellow solid. TLC: $R_f = 0.37$, 40% CH_2Cl_2 in hexane. $^1\text{H-NMR}$ (CDCl_3) consistent with structure.

B. Compound XXII (A = tert-butoxy, D' = isobutyl, E = 3,4-benzodioxole). A solution of 49 mg of the resultant compound of Example 39A in 4:1 CH_2Cl_2 /saturated aqueous NaHCO_3 was treated sequentially, at ambient temperature under an atmosphere of nitrogen, with 45 mg of the resultant compound of Example 176A and 28 mg of sodium bicarbonate. The mixture was stirred for 14 h, diluted with CH_2Cl_2 , washed with saturated NaCl then dried over MgSO_4 , filtered, and concentrated in vacuo. The residue was purified by low pressure silica gel chromatography using 20% diethyl ether/ CH_2Cl_2 as the eluent to provide 71 mg of the title product as a waxy solid. TLC: $R_f = 0.65$, 20% diethyl ether/ CH_2Cl_2 . $^1\text{H-NMR}$ (CDCl_3) consistent with structure.

C. Compound XXII (A = H, D' = isobutyl, E = 3,4-benzodioxole, hydrochloride salt). A solution of 71 mg of the resultant compound of Example 176B in ethyl acetate was treated at -20 °C with HCl gas. The HCl was bubbled through the mixture for 20 min over which time the temperature was allowed to warm to 20°C. Nitrogen was then bubbled through the mixture for 15 min and solvent removed in vacuo to yield 66 mg of the

AD00000000



title product as a white solid which was used directly in subsequent reactions.

5 D. Compound 176. A solution of 18 mg of the resultant compound of Example 176C in CH_2Cl_2 was added, at ambient temperature under an atmosphere of nitrogen, to a solution of 13 mg of the resultant compound of Example 48A and 14 mg N,N-diisopropylethylamine in CH_2Cl_2 . The mixture was stirred for 16 h, diluted with CH_2Cl_2 , washed with saturated NaHCO_3 and saturated NaCl , then dried over MgSO_4 , filtered, and concentrated in vacuo. The residue was purified by low pressure silica gel chromatography using 5% diethyl ether/ CH_2Cl_2 as the eluent to provide 9 mg of the title product as a white solid. TLC: R_f = 0.14, 5% diethyl ether/ CH_2Cl_2 . HPLC: R_t = 15.52 min; (^1H)-NMR (CDCl_3) consistent with structure.

Example 177

20 A. (4-Methoxyphenyl)-methyl-4-nitrophenyl carbonate. To a solution of 1.50 g of p-nitrophenyl chloroformate in 30 mL of CH_2Cl_2 at 0°C was added sequentially, 0.77 mL of 4-methoxybenzyl alcohol and 0.82 mL of 4-methyl morpholine. After stirring for a half hour at ambient temperature, the resulting mixture was diluted with CH_2Cl_2 , washed with water, brine, dried over magnesium sulfate, filtered and concentrated in vacuo to yield a pale yellow solid which was triturated with CH_2Cl_2 /hexane and filtered to yield 1.51 g of the title compound. TLC: R_f = 0.40, 20% EtOAc/hexane.

30 B. Compound 177. To a solution of 96.7 mg of the resultant compound of Example 141A in 2 mL of CH_2Cl_2 was added sequentially, 90 μL of diisopropylethylamine and 81.3 mg of the resultant compound of Example 178A.

AP 000390



After stirring for 24 hours, the mixture was diluted with CH_2Cl_2 , washed with water and brine, dried over magnesium sulfate, filtered and concentrated in vacuo. The residue was purified by preparative thin layer chromatography using 5% methanol in CH_2Cl_2 eluent to yield 104.8 mg of the title compound. TLC: R_f = 0.4, 20% EtOAc/hexane, HPLC: R_t = 17.66 min, (^1H)NMR (CDCl_3) consistent with structure.

Example 178

A. 3-Methoxyphenyl)-methyl-4-nitrophenyl carbonate. Prepared by the same route as described for Example 177A, except 3-methoxybenzyl alcohol was utilized for reaction with p-nitrophenyl chloroformate to yield the title compound as a pale yellow solid. TLC: R_f = 0.40, 20% EtOAc/hexane.

B. Compound 178. To a solution of 97.8 mg of the resultant compound of Example 141A in 2 mL of CH_2Cl_2 was added sequentially, 91 μL of diisopropylethylamine and 82.2 mg of the resultant compound of Example 178A. After stirring for 24 hours, the mixture was diluted with CH_2Cl_2 , washed with water and brine, dried over magnesium sulfate, filtered and concentrated in vacuo. The residue was purified by preparative thin layer chromatography using 5% methanol in CH_2Cl_2 eluent to yield 25.7 mg of the title compound. TLC: R_f = 0.4, 20% EtOAc/hexane, HPLC: R_t = 17.75 min. (^1H)NMR (CDCl_3) consistent with structure.

Example 179

A. (2-Methoxyphenyl)-methyl-4-nitrophenyl carbonate. Prepared by the same route as described for Example 177A, except 2-methoxybenzyl alcohol was utilized for reaction with p-nitrophenyl chloroformate to yield the

AP000390



title compound as a pale yellow solid. TLC: Rf = 0.40, 20% EtOAc/hexane.

5 B. Compound 179. To a solution of 97.8 mg of the resultant compound of Example 141A in 2 mL of CH₂Cl₂ was added sequentially, 99 µL of diisopropylethylamine and 89.2 mg of the resultant compound of Example 179A. After stirring for 24 hours the mixture was diluted with CH₂Cl₂, washed with water and brine, dried over magnesium sulfate, filtered and concentrated in vacuo. 10 The residue was purified by preparative thin layer chromatography using 5% methanol in CH₂Cl₂ eluent to yield 107.0 mg of the title compound. TLC: Rf = 0.4, 20% EtOAc/hexane, HPLC: Rt = 17.58 min. (¹H)NMR (CDCl₃) consistent with structure.

15 Example 180

A. 2,3-Dihydrobenzofuran-5-sulfonyl chloride. To 3.35 g of dimethylformamide, at 0°C under an atmosphere of nitrogen, added 6.18 g of sulfuryl chloride. The mixture was stirred 15 min and treated with 4.69 g of 20 2,3-dihydrobenzofuran. The mixture was then heated at 100°C for 1.5 h, cooled to about 40 °C, poured onto ice, extracted with CH₂Cl₂, dried over MgSO₄, filtered, and concentrated in vacuo. The residue was taken up in ethyl acetate, cooled to 5 °C for 16 h, and the 25 resultant pink crystals collected by vacuum filtration to provide 6.12 g of the title product. TLC: Rf = 0.41, 10% ethyl acetate in hexane. (¹H)-NMR (CDCl₃) consistent with structure.

30 B. Compound 180. A solution of 32 mg of the resultant compound of Example 140D in 4:1 CH₂Cl₂/saturated aqueous NaHCO₃ was treated sequentially, at ambient temperature under an

AP 000390



atmosphere of nitrogen, with 22 mg of the resultant compound of Example 180A and 18 mg of sodium bicarbonate. The mixture was stirred 14 h, diluted with CH_2Cl_2 , washed with saturated NaCl then dried over MgSO_4 , filtered, and concentrated in vacuo. The residue was purified by low pressure silica gel chromatography using 20% diethyl ether/ CH_2Cl_2 as eluent to provide 20 mg of the title product as a white solid. TLC: R_f = 0.52, 20% diethyl ether/ CH_2Cl_2 . HPLC: R_t = 15.49 min (^1H)-NMR (CDCl_3) consistent with structure.

Example 181

Compound 181. A solution of the resultant compound of Example 140D (150 mg, 0.4 mmol) in CH_2Cl_2 (10 mL) was added a saturated solution of sodium bicarbonate (5 mL) followed by solid sodium bicarbonate (0.1 g, 1.2 mmol) and 4-cyanobenzensulfonyl chloride (0.1 g, 0.48 mmol). The mixture was stirred at ambient temperature for 4 hours. The solution was diluted with 200 mL CH_2Cl_2 , the organics separated, dried over anhydrous MgSO_4 , and the organics concentrated under reduced pressure. The crude product was purified via medium pressure liquid chromatography using CH_2Cl_2 , followed by 1:99 methanol/ CH_2Cl_2 solution as the solvent system to give 0.19 g (66% yield) of the title compound as a white solid. TLC: R_f = 0.40, 3:97 methanol/ CH_2Cl_2 , HPLC: R_t = 15.02 min, (^1H)-NMR (CDCl_3) consistent with structure.

Example 182

Compound 182. This compound was prepared from the resultant compound of Example 114D and the resultant compound of Example 48A in the same manner described in Example 88. After workup and purification by preparative reversed-phase C_{18} HPLC using a linear



gradient of 35% to 100% CH₃CN/H₂O with 0.1% TFA as eluant, 32.8 mg of the title compound was obtained. TLC: R_f = 0.25, 4% MeOH/CH₂Cl₂. HPLC: R_t = 16.06 min; ¹H-NMR (CDCl₃) consistent with structure.

Example 183

Compound 183. This compound was prepared from the resultant compound of Example 84 by treatment with hydrogen chloride gas and subsequent reaction with the resultant compound of Example 48A in the manner described in Example 132. After workup and purification by crystallization from EtOAc, 33.0 mg of the title compound was obtained as a white solid. TLC: R_f = 0.25, 4% MeOH/CH₂Cl₂. HPLC: R_t = 17.71 min; ¹H-NMR (CDCl₃) consistent with structure.

Example 184

A. (N-tert-butoxycarbonyl)-(R)-3-pyrrolidinyl-N-hydroxysuccinimidyl carbonate. To a solution of 1.0 g of (R)-3-hydroxypyrrolidine in tetrahydrofuran (50 mL) was added sequentially, at ambient temperature, 3.75 g of di-tert-butyl dicarbonate and 1 mL of 2N sodium hydroxide. The mixture was stirred for 1 hour, filtered and concentrated in vacuo. The resultant compound was reacted with N,N-disuccinimidyl carbonate in the manner described in Example 155A. Workup and purification by thick layer silica gel chromatography using an EtOAc eluent yielded the title compound as a white solid; ¹H-NMR (CDCl₃) consistent with structure.

B. Compound 184. A solution of 350 mg of the resultant compound of Example 166A was deprotected with hydrogen chloride gas and the resultant compound was reacted with the resultant compound of Example 184A in

AP000390



the manner described in Example 88. After concentration of the mixture in vacuo and workup, the residue was purified by thick layer silica gel chromatography using 7% MeOH/CH₂Cl₂ as eluant, to obtain 120 mg of the title compound. TLC: R_f = 0.45, 5% MeOH/CH₂Cl₂. HPLC: R_t = 16.97 min; (¹H)-NMR (CDCl₃) consistent with structure.

Example 185

Compound 185. A solution of 120 mg of the resultant compound of Example 184B in EtOAc (25 mL) at 0°C was treated with anhydrous hydrogen chloride gas for 10 min., and allowed to stand for 12 h while warming to ambient temperature. Concentration in vacuo yielded 110 mg of the title compound. TLC: R_f = 0.35, 10% MeOH/89% CH₂Cl₂/1% NH₄OH. HPLC: R_t = 13.72 min; (¹H)-NMR (CDCl₃) consistent with structure.

Example 186

A. Compound XXX ((syn, anti)-OH, A = carbobenzyloxy, R³ = (s)-sec-butyl, R^{3'} = H, D' = benzyl, A' = tert-butoxycarbonyl). A solution of 1.37 g of the resultant compound of Example 1B in 150 mL of methylene chloride was treated with 1.03 g of Cbz-Ile, 523 mg of HOBT·H₂O, and 742 mg of EDC. The mixture was stirred for 18 h, then diluted with 3 volumes of diethyl ether and washed sequentially with water, saturated NaHCO₃ solution, 10% KHSO₄ solution, and brine. After drying over MgSO₄ and concentrating in vacuo, the residue was purified by chromatography on a silica gel column using a gradient of 1% to 1.5% MeOH in CH₂Cl₂ as eluant to yield 2.10 g of the title compound as a white foam. TLC: R_f = 0.51, 5% methanol/CH₂Cl₂.



B. Compound XXX ((syn, anti)-OH, A = carbobenzyloxy, R³ = (S)-sec-butyl, R^{3'} = H, D' = benzyl, A' = H), hydrochloride salt. A solution of 650 mg of the resultant compound of Example 12A in 12 mL of ethyl acetate was cooled in an ice/water bath and treated with a slow stream of HCl gas for approximately 6 min with vigorous stirring. The mixture was capped and stirred for an additional 10 min, then purged with a stream of nitrogen for 15 minutes and concentrated in vacuo to yield a white solid which was used without subsequent purification. TLC: R_f = 0.18, 95:5:0.5 CH₂Cl₂/methanol/concentrated NH₄OH.

C. Compound 186. A solution of 20 mg of the resultant compound of Example 186B in 0.8 mL of methylene chloride was cooled in ice/methanol (approximately 15°C), then treated with 13.8 µL of DIEA followed by 7.6 mg of α-toluene sulfonyl chloride. The mixture was stirred for 15 h, warming slowly to ambient temperature. The mixture was concentrated to a small volume, applied to a 0.5 mm thick prep plate and eluted with 3.5% MeOH/CH₂Cl₂. The band containing the desired diastereomer was isolated and eluted with 8% MeOH/CH₂Cl₂ to yield 4.8 mg of the title compound. TLC: R_f = 0.42, 15% diethyl ether/CH₂Cl₂. HPLC: R_t = 17.81 min. NMR (CDCl₃): 0.78 (dd, 6H) 0.84 (m, 1H) 1.07, (m, 1H) 1.76-1.86 (m, 2H) 2.72 (m, 2H); 3.14 (s, 2H); 3.49 (dd, 1H); 3.87 (dd, 1H); 3.58 (m, 1H); 4.01 (d, 1H); 4.14, (d, 1H); 4.26, (d, 1H); 4.35, (d, 1H); 4.90, (m, 1H); 5.08, (s, 2H); 5.97, (d, 1H), 7.08, (d, 2H); 7.17, (t, 1H); 7.20-7.40, (m, 17H).

AP000390



Example 187

Compound 187. 100 mg of the resulting compound 54A was treated with 1 mL of 90% aqueous TFA and allowed to stand for 12 h. The mixture was concentrated in vacuo and the residue taken up in 10 mL of dry CH_2Cl_2 , treated with 65 mg of N-Cbz-L-isoleucine (0.235 mmol), 50 μL of DIEA (0.27 mmol), 30 mg of HOBt (0.22 mmol), and 42 mg of 1-(3-dimethylaminopropyl)-3-ethylcarbodiimide hydrochloride (0.22 mmol). The mixture was stirred for 3 h, then diluted with in CH_2Cl_2 and washed sequentially with water, saturated NaHCO_3 solution, and brine. After drying over MgSO_4 and concentrating in vacuo, the mixture was purified by chromatography on a silica gel column using 5% CH_3OH in CH_2Cl_2 as eluent to yield the title compound, a portion which was purified by preparative reversed-phase C_{18} HPLC using a linear gradient of 35% to 100% $\text{CH}_3\text{CN}/\text{H}_2\text{O}$ with 0.1% TFA for elution to obtain 36.0 mg 99.0% pure compound. TLC: R_f = 0.25, 5% CH_3OH in CH_2Cl_2 . HPLC: R_t = 16.45 min; (^1H)-NMR (CDCl_3) consistent with structure.

Example 188

Compound 188. A solution of 51 mg of the resulting compound of Example 187A in 15 mL of methanol was hydrogenated under a slight positive pressure of hydrogen in the presence of 10 mg of 10% $\text{Pd}(\text{OH})_2$ for 14 h. After filtering and concentrating in vacuo, the crude mixture was taken up into 10 mL CH_2Cl_2 and treated with 0.203 mL of DIEA and 19.0 mg of 2-quinoxaloyl chloride. The mixture was stirred for 6 h, then diluted with CH_2Cl_2 and washed with water. After drying over MgSO_4 and concentrating in vacuo, a portion of the mixture was purified by preparative



reversed-phase C₁₈ HPLC using a linear gradient of 35% to 100% CH₃CN/H₂O with 0.1% TFA for elution to obtain 2.1 mg of the title compound. TLC: R_f = 0.25, 6% CH₃CN/H₂O with 0.1% TFA for elution to obtain 2.1 mg of the title compound. TLC: R_f = 0.25, 6% CH₃OH in CH₂Cl₂. HPLC: R_t = 16.21 min; (¹H)-NMR (CDCl₃) consistent with structure.

Example 189

A. Compound XXII (D' = isobutyl, A = H, E = 4-acetamidophenyl, trifluoroacetate salt). To a solution of 89.3 mg. (0.167 mmol) of the resultant compound of Example 39B in CH₂Cl₂ (1 mL) at 0° to 5° C was added trifluoromethanesulfonic acid (1 mL). After stirring for 0.5 h the resultant mixture was concentrated in vacuo and the resulting yellow gum used without subsequent purification.

B. Compound 189. A solution of the resultant compound of Example 189A (0.167 mmol) in CH₂Cl₂ was treated sequentially, at ambient temperature under an atmosphere of nitrogen, with 44.2 mg (0.217 mmol) of N-Boc-α-aminoisobutyric acid, 0.044 mL (0.251 mmol) diisopropylethylamine, 27.1 mg (0.201 mmol) of 1-hydroxybenzotriazole hydrate, 38.5 mg (0.201 mmol) 1-(3-dimethylaminopropyl)-3-ethylcarbodiimide hydrochloride. The mixture was stirred for 16 h and then concentrated in vacuo. The residue was taken up in ethyl acetate and washed with water, 0.5 N hydrochloric acid, washed with sodium bicarbonate, saturated brine, dried over magnesium sulfate, filtered and concentrated in vacuo. The residue was purified by low pressure silica gel column chromatography using a 10% to 35% gradient of ethyl acetate/CH₂Cl₂ eluent to yield 69.3 mg of the title product as a white solid.

AP 000390



TLC: R_f = 0.46, 60% ethyl acetate/ CH_2Cl_2 , HPLC: R_t = 15.0 min; ^1H -NMR (CDCl_3) consistent with structure.

Example 190

5 A. Compound XXXI ($A = \text{H}$, $R^3 = \text{methyl}$, $R^{3'} = \text{methyl}$, $D' = \text{isobutyl}$, $E = 4\text{-acetamidophenyl}$, hydrochloride salt). To a solution of 60.1 mg of the resultant compound of Example 189B in CH_2Cl_2 (1 mL) at 0° to 5°C was added trifluoromethanesulfonic acid (1 mL). After stirring for 0.75 h, the resultant mixture was concentrated in vacuo and the resulting white solid used directly for subsequent reaction.

10 B. Compound 190. To a solution of 37 mg (0.059 mmol) of the resultant compound of Example 190A in CH_2Cl_2 (3 mL) was added sequentially, at ambient temperature under an atmosphere of nitrogen, with 15.4 mg (0.089 mmol) of 1-hydroxybenzotriazole hydrate, and 17.8 mg (0.089 mmol) EDC. The mixture was stirred for 16 h and then concentrated in vacuo. The residue was taken up in EtOAc and washed with saturated brine, dried over magnesium sulfate, filtered and concentrated in vacuo. The residue was purified by thin layer silica gel column chromatography using 50% of EtOAc in CH_2Cl_2 as eluent to yield 32.5 mg of the title product. TLC: R_f = 0.35, 50% EtOAc/ CH_2Cl_2 , HPLC: R_t = 15.65 min; ^1H -NMR (CDCl_3) consistent with structure.

Example 191

30 A. (2S, 3RS)-S-Amino-1-chloro-2-hydroxy-4-phenylbutane). A solution of 2.24 g (6.71 mmol) of (1S, 2RS)-N-(1-benzyl-3-chloro-2-hydroxypropyl)-benzyloxycarbonylamine in 5 mL of methanol was added, at ambient temperature under a nitrogen atmosphere, to a slurry of 0.22 g (10% by weight) of 10% palladium on



carbon in 60 mL methanol and hydrogenated for 24 h, under a slight positive pressure of hydrogen. The mixture was filtered and concentrated in vacuo to yield 1.34 g of the mixed diastereomeric products. TLC: R_f = 0.33, 10% $\text{CH}_3\text{OH}/\text{CH}_2\text{Cl}_2$.

B. (2S)-2-Benzylloxycarbonylamino- N^1 -((1S, 2RS)-1-benzyl-3-chloro-2-hydroxypropyl)- N^4 -trityl succinamide. A solution of 1.34 g (6.71 mmol) of the resultant compounds of Example 191A in 60 mL of dichloromethane was treated sequentially, at ambient temperature under an atmosphere of nitrogen, with 3.58 g (7.05 mmol) of Cbz- N^6 -trityl-asparagine, 0.95 g (7.05 mmol) of 1-hydroxybenzotriazole hydrate, 1.35 g (7.05 mmol) of EDC. The mixture was stirred for 24 hours and then concentrated in vacuo. The residue was taken up in ethyl acetate and washed with water, saturated NaHCO_3 , saturated NaCl; dried over MgSO_4 ; filtered and concentrated in vacuo. The residue was purified by low pressure silica gel column chromatography using 10% ethyl acetate/dichloromethane as eluent to yield 3.08 g total of the mixed diastereomeric products. TLC: R_f = 0.75, 0.83, 40% $\text{EtOAc}/\text{CH}_2\text{Cl}_2$; (^1H)-NMR (CDCl_3) consistent with structure.

C. (2S)-2-Amino- N^1 -((1S, 2RS)-1-benzyl-3-chloro-2-hydroxypropyl)- N^4 -trityl succinamide. A solution of 2.80 g (4.06 mmol) of the resultant compounds of Example 191B in 5 mL of methanol was added, at ambient temperature under a nitrogen atmosphere, to a slurry of 0.28 g (10% by weight) of 10% palladium on carbon in 100 mL methanol and hydrogenated for 24 h under a slight positive pressure of hydrogen. The mixture was filtered and concentrated in vacuo to yield 2.26 g of

AP000390



the mixed distereomeric products. TLC: Rf = 0.42, 10% CH₃OH/CH₂Cl₂.

D. (2S)-2-((1S, 2RS)-1-Benzyl-3-chloro-2-hydroxypropyl)-N¹-((quinoline-2-carbonyl)-amino)-N⁴-trityl succinamide. A solution of 2.26 g (4.06 mmol) of the resultant compounds of Example 191C in 60 mL of dichloromethane was treated sequentially, at ambient temperature under an atmosphere of nitrogen, with 0.74 g (4.27 mmol) of quinaldic acid, 0.58 g (4.27 mmol) of 1-hydroxybenzotriazole hydrate, and 0.82 g (4.27 mmol) of EDC. After 24 hours, 30 mL of dichloromethane was added. The mixture was washed with water, 5% NaHCO₃ solution, saturated NaCl, dried over MgSO₄, filtered and concentrated in vacuo. The residue was dissolved in 50% ethyl acetate/hexane and filtered through a plug of silica gel. Removal of the solvents yielded 2.30 g of the mixed diastereomeric products. TLC: Rf = 0.53, 0.58, 40% EtOAc/CH₂Cl₂; (¹H)-NMR (CDCl₃) consistent with structure.

E. (2S)-2-((1S, 2RS)-1-Benzyl-2-hydroxy-3-iodopropyl)-N¹-((quinoline-2-carbonyl)-amino)-N⁴-trityl succinamide. A solution of 1.05 g (1.48 mmol) of the resultant compounds of Example 191D and 0.36 g (2.37 mmol) of sodium iodide in 15 mL of methyl ethyl ketone was heated to reflux for 24 hours. The mixture was cooled to room temperature and then concentrated in vacuo. The residue was taken up in dichloromethane and washed with water, saturated NaCl, dried over MgSO₄, filtered and concentrated in vacuo to yield 1.3 g of the mixed diastereomeric products. TLC: Rf = 0.58, 0.65, 40% EtOAc/CH₂Cl₂; (¹H)-NMR (CDCl₃) consistent with structure.



F. (2S)-2-((1S, 2 syn, anti)-3-(2-methylpropyl)amino-1-benzyl-2-hydroxypropyl)-N¹-(quinoline-2-carbonyl)-amino)-N⁴-trityl succinamide.

A solution of 207.6 mg (0.26 mmol) of the resultant compounds of Example 191E and 0.5 mL (5.17 mmol) of isobutylamine in 9 mL of acetonitrile in a sealed tube was heated to reflux for 24 hours. After cooling to room temperature, the mixture was concentrated in vacuo. The residue was taken up in dichloromethane and washed with water, saturated NaCl, dried over MgSO₄, filtered and concentrated in vacuo to yield 209.2 mg of the mixed diastereomeric products. TLC: R_f = 0.11, 10% CH₃OH/CH₂Cl₂; (¹H)-NMR (CDCl₃) consistent with structure.

G. Compound XIV ((syn, anti)-OH, A = quinoline-2-carbonyl, D' = isobutyl). A solution of 192.9 mg (0.26 mmol) of the resultant compounds of Example 191F and 0.07 mL (0.388 mmol) of diisopropylethylamine in 5 mL of dichloromethane was treated with 112.9 mg (0.517 mmol) of di-tert-butylidicarbonate. After 24 hours, the mixture was diluted with dichloromethane. The mixture washed with water, 5% NaHCO₃, 0.5 N HCl, saturated NaCl, dried over MgSO₄, filtered and concentrated in vacuo. The residue was purified by low pressure silica gel column chromatography using 40% ethyl acetate/dichloromethane as eluent to yield 147.3 mg of the mixed diastereomeric products. TLC: R_f = 0.60, 0.67, 40% EtOAc/CH₂Cl₂; (¹H)-NMR (CDCl₃) consistent with structure.

H. Compounds 191. A solution of 147.3 mg (0.174 mmol) of the resultant compounds of Example 191G in 2 mL of dichloromethane was treated with 2 mL of trifluoroacetic acid. After 4 hours, the mixture was

AD000390

concentrated in vacuo. TLC: $R_f = 0.11$, 10% $\text{CH}_3\text{OH}/\text{CH}_2\text{Cl}_2$. To a solution of the resultant compound in 2 mL of dichloromethane was sequentially added 0.5 mL of saturated NaHCO_3 , small amount of solid NaHCO_3 and 67 mg (0.226 mmol) of a mixture of 4-acetamido-3-fluorobenzenesulphonyl chloride and 3-acetamido-4-fluorobenzenesulphonyl chloride. After 3 hours, the mixture was diluted with dichloromethane. The two layers were separated and the aqueous layer was extracted once with dichloromethane. The combined organic layer was washed with saturated NaCl then dried over MgSO_4 , filtered and concentrated in vacuo. The residue was purified by low pressure silica gel column chromatography using 2% methanol/dichloromethane as eluent to yield 64 mg of the mixed diastereomers and regioisomers which were further purified with preparative HPLC to yield 18.9 mg of the mixed regioisomers comprising compounds 191 as a white solid. TLC: $R_f = 0.14$, 5% $\text{CH}_3\text{OH}/\text{CH}_2\text{Cl}_2$; HPLC, $R_t = 13.36$ min; (^1H) -NMR (CDCl_3) consistent with structure.

Example 193

Compound 193. A solution of 81.2 mg (0.096 mmol) of the resultant lower R_f diastereomer of Example 9/192A in 3 mL of dichloromethane was treated with 3 mL of trifluoroacetic acid. After 4 hours, the mixture was concentrated in vacuo. TLC: $R_f = 0.11$, 10% $\text{CH}_3\text{OH}/\text{CH}_2\text{Cl}_2$. To a solution of 20.6 mg (0.0431 mmol) of the resultant residue in 1 mL of dichloromethane was sequentially added 0.3 mL of saturated NaHCO_3 , small amount of solid NaHCO_3 and 12.4 mg (0.053 mmol) of 4-acetamidobenzenesulphonyl chloride. After 3 hours, the mixture was diluted with dichloromethane. The two layers were separated and the aqueous layer was extracted once with dichloromethane. The combined



organic layer was washed with brine then dried over MgSO_4 , filtered and concentrated in vacuo. The residue was purified by preparative HPLC to yield 8.3 mg of the title compound as a white solid; TLC: $R_f = 0.10$, 5% $\text{CH}_3\text{OH}/\text{CH}_2\text{Cl}_2$; HPLC, $R_t = 12.7$ min; (^1H) -NMR (CDCl_3) consistent with structure.

Example 194

Compound 194. To a solution of 13.0 mg (0.026 mmol) of the trifluoroacetic acid deprotection product described in Example 193 in 1 mL of dichloromethane was sequentially added 0.3 mL of saturated NaHCO_3 , small amount of solid NaHCO_3 and 8.4 mg (0.033 mmol) of 5-(isoxazol-3-yl)thiophene-2-sulphonyl chloride. After 3 hours, the mixture was diluted with dichloromethane. The two layers were separated and the aqueous layer was extracted once with dichloromethane. The combined organic layer was washed with brine then dried over MgSO_4 , filtered and concentrated in vacuo. The residue was purified by preparative HPLC to yield 5.1 mg of the title product as a white solid; TLC: $R_f = 0.27$, 5% $\text{CH}_3\text{OH}/\text{CH}_2\text{Cl}_2$; HPLC, $R_t = 14.4$ min; (^1H) -NMR (CDCl_3) consistent with structure.

Example 195

A. Compound XXII ($A = (\text{S})$ -3-tetrahydrofuryl, $D' = \text{cyclopentylmethyl}$, $A' = \text{tert-butoxycarbonyl}$). To a solution of 264 mg of the resultant compound of Example 140D in 10 mL of CH_2Cl_2 was added 0.14 mL of diisopropylethylamine and 175 mg of di-tert-butylpyrocarbonate. After stirring for 4 hours, the mixture was diluted with 50 mL of CH_2Cl_2 , washed with 0.5N of HCl and brine, dried over magnesium sulfate, filtered and concentrated in vacuo to yield 364 mg of

AP000390



the title compound as a white solid which was used without subsequent purification. TLC: $R_f = 0.58$, 40% EtOAc/ CH_2Cl_2 .

5 B. A solution of 334 mg of the resultant compound of Example 195A in 5 mL of ethanol was hydrogenated under 30 psi of hydrogen in the presence of 80 mg of platinum (IV) oxide for 24 hours. The mixture was filtered and concentrated. The residue was purified by a low pressure silica gel column chromatography using 20% EtOAc in CH_2Cl_2 eluent to yield 268 mg of the title compound. TLC: $R_f = 0.55$, 40% EtOAc/ CH_2Cl_2 . (1H)-NMR ($CDCl_3$) consistent with structure.

15 C. A solution of 268 mg of the resultant compound of Example 195B in 10 mL of EtOAc was treated with anhydrous HCl gas for 5 min. The reaction mixture was sparged with nitrogen then concentrated in vacuo and the resulting white solid used without subsequent purification for subsequent reaction.

20 D. Compound 195. To a solution of 233 mg of the crude resultant compound of Example 195C in 10 mL of CH_2Cl_2 was added 2 mL of saturated aqueous sodium bicarbonate and 149 mg of 4-methyloxybenzene sulfonyl chloride. After 3 hours, the resulting mixture was diluted with CH_2Cl_2 , washed with sodium bicarbonate, 25 brine, dried over magnesium sulfate, filtered and concentrated in vacuo. The residue was purified by low pressure silica gel column chromatography using 0% to 20% EtOAc/ CH_2Cl_2 to yield 225 mg of the title compound as a white solid. TLC: $R_f = 0.40$, 20% EtOAc/ CH_2Cl_2 ; 30 HPLC: $R_t = 15.65$ min.; (1H)-NMR ($CDCl_3$) consistent with structure.

AP000390



Example 196

5 A. (1S,2S)-N-(1-Isobutyl-3-chloro-2-hydroxypropyl)benzyloxycarbonylamine. To a solution of N-Cbz-leucine chloromethyl ketone (2.0g) in 20 mL of methanol was added, at 0°C, 1.0 g of sodium borohydride and the mixture was stirred at ambient temperature for 24 h. The solution was concentrated under reduced pressure and the residue partitioned between 20 mL of saturated aqueous NH_4Cl and 500 ml of diethyl ether. 10 The organic fraction was separated, dried over MgSO_4 and concentrated in vacuo and the residue purified by silica gel chromatography to yield 1.8 g of white solid.

15 B. (1S)-1-1(S) (Carbobenzyloxy)amino-2-isobutyl-oxirane. To a solution of the resultant compound of Example 196A (300mg) in absolute ethanol was added 67 mg of powdered KOH. The mixture was stirred for 3 h at ambient temperature, filtered through diatomaceous earth, and concentrated in vacuo. The residue was 20 dissolved in diethyl ether, dried over MgSO_4 , and concentrated to yield 230 mg of colorless oil, which was used directly for subsequent reaction.

25 C. 2R,3S -N³-Carbobenzyloxy-N¹-isobutyl-1,3-diamino-2-hydroxy-5-methylhexane. A 230 mg portion of the resultant compound of example 196B was suspended in 5 mL of isobutylamine and the mixture stirred overnight at ambient temperature. The mixture was concentrated in vacuo to yield the title product as 179 mg of a white solid, which was used directly for subsequent 30 reaction.

D. Compound I (A = tert-butoxycarbonyl, x = 0, D = isobutyl, E = 4-methoxyphenyl, (s)-hydroxy). Following

AP 000390



the procedure described in Example 81, a solution of the resultant compound of example 196C (170mg) in CH_2Cl_2 was reacted with 4-methoxybenzenesulfonyl chloride (150 mg) in the presence of aqueous NaHCO_3 . Workup and silica gel chromatography yielded 90 mg of product as a white solid.

E. Compound I (A=H, x=0, D=isobutyl, E = 4-methoxyphenyl, (S)-hydroxy). A solution of the resultant compound of Example 196D (90 mg) in ethanol was treated with 50 mg of 10% palladium on carbon and the mixture stirred under an atmosphere of hydrogen. After completion of reaction, the mixture was filtered and concentrated in vacuo to yield 60 mg of the title compound which was used directly for subsequent reaction.

F. Compound 196. Reaction of the resultant compound of Example 196E (60mg) in CH_2Cl_2 was reacted with the resultant product of example 48A (150 mg) as described earlier yielded, following aqueous workup, drying over MgSO_4 , filtering, and concentration in vacuo, a residue which was purified by silica gel chromatography using methanol/ CH_2Cl_2 as eluant to yield the title product as 40 mg of white solid. $[\alpha]_D^{25}$ -NMR(CDCl_3) consistent with structure.

Example 197

We measured the inhibition constants of the compounds listed in Table VII against HIV-1 protease using the above-cited method of Pennington et al.

We also measured the anti-viral potency of the compounds in CCRM-CEM cells by the above-cited method of Meek et al. In the Tables below, K_i and IC_{90} values are expressed in nM.

In Table VIII, the following classifications have been employed:

- A: inhibits HIV replication at concentration of 100 nM or less.
- B: inhibits HIV replication at concentration of between 101 and 1,000 nM.
- C: inhibits HIV replication at a concentration of between 1,001 and 10,000 nM.
- D: inhibits HIV replication at a concentration of between 10,001 and 40,000 nM.
- ND: not tested.

AP000390



TABLE VII

	Compound	K _v value	Compound	K _v value	Compound	K _v value
	1	4.0	55	430	109	6.0
5	2	2.0	56	60	110	28
	3	32	57	200	111	0.3
	4	19	58	34	112	4.0
	5	2.0	59	206	113	3.0
10	6	3.0	60	4.0	114	0.35
	7	8.0	61	4.0	115	0.5
	8	850	62	72	116	<0.1
	9	4.0	63	7.0	117	0.26
	10	4.0	64	3.0	118	<0.1
	11	34	65	0.7	119	1.8
15	12	0.1	66	0.4	120	11
	13	0.2	67	7.400	121	2.0
	14	0.1	68	120	122	1.2
	15	<0.1	69	42	123	10
	16	<0.1	70	25	124	1.1
20	17	<0.1	71	470	125	0.3
	18	<0.1	72	4000	126	310
	19	<0.1	73	140	127	650
	20	0.1	74	11	128	>5000
	21	0.7	75	290	129	19
25	22	1.0	76	ND	130	14
	23	1.5	77	ND	131	60
	24	32,500	78	ND	132	6.0
	25	3,000	79	ND	133	24
	26	0.1	80	ND	134	8.4
	27	8.0	81	2.3	135	2.7
30	28	17	82	1.5	136	18
	29	17	83	ND	137	26
	30	61	84	1.4	138	1.4
	31	ND	85	4.0	139	1.2
35	32	2.5	86	5.0	140	<0.1
	33	80	87	10	141	0.1
	34	17	88	1.4	142	<0.1
	35	4.0	89	2.0	143	<0.1
	36	19	90	93	144	8.0
40	37	0.1	91	2.5	145	1.4
	38	1.5	92	20	146	2.0
	39	17	93	0.8	147	1.6
	40	1,100	94	1.7	148	0.2
	41	220	95	1.3	149	1.7
45	42	46	96	3.0	150	6.0
	43	4,200	97	2.5	151	0.8
	44	5.0	98	0.5	152	2.5
	45	6.0	99	0.24	153	0.2
	46	154	100	0.16	154	0.5
50	47	4.0	101	250	155	1.7
	48	1.4	102	33	156	2.8
	49	9.0	103	4.5	157	0.7
	50	11	104	5.5	158	<0.1
	51	ND	105	7.5	159	0.2
55	52	0.4	106	1.4	160	1.0
	53	27	107	1.4	161	20
	54	22	108	2.0		

AP000390



TABLE VII (cont'd)

	<u>Compound</u>	<u>K_p value</u>	<u>Compound</u>	<u>K_p value</u>	<u>Compound</u>	<u>K_p value</u>
	162	0.5				
	163	0.5				
	164	130				
5	165	0.4				
	166	<0.1				
	167	0.45				
	168	0.6				
	169	<0.1				
	170	0.2				
10	171	0.2				
	172	21				
	173	0.6				
	174	10				
	175	0.1				
15	176	<0.1				
	177	<0.1				
	178	0.1				
	179	0.4				
	180	<0.1				
20	181	0.3				
	182	0.2				
	183	0.1				
	184	5.0				
	185	3.5				
25	186	140				
	187	0.3				
	188	11.5				
	189	5,500				
	190	ND				
30	191	33				
	192	67				
	193	400				
	194	350				
	195	0.2				
35	196	ND				

AP 000390



TABLE VIII

Compound	IC ₉₀ Range	Compound	IC ₉₀ Range
1	C	55	ND
2	B	56	ND
3	C	57	ND
4	C	58	ND
5	B	59	ND
6	B	60	C
7	D	61	C
8	ND	62	ND
9	B	63	C
10	B	64	C
11	ND	65	C
12	A	66	B
13	A	67	ND
14	A	68	ND
15	A	69	ND
16	B	70	ND
17	B	71	ND
18	B	72	ND
19	A	73	ND
20	A	74	ND
21	B	75	ND
22	B	76	ND
23	B	77	ND
24	ND	78	ND
25	ND	79	ND
26	B	80	ND
27	C	81	C
28	ND	82	C
29	C	83	ND
30	ND	84	C
31	ND	85	C
32	C	86	B
33	ND	87	C
34	ND	88	B
35	B	89	C
36	ND	90	ND
37	B	91	B
38	C	92	ND
39	C	93	B
40	ND	94	B
41	ND	95	C
42	ND	96	ND
43	ND	97	B
44	B	98	B
45	C	99	B
46	ND	100	A
47	C	101	ND
48	B	102	ND
49	C	103	C
50	C	104	C
51	C	105	ND
52	B	106	C
53	ND	107	C
54	C	108	C

AP000390



TABLE VIII (cont'd)

Compound	IC ₉₀ Range	Compound	IC ₉₀ Range
109	B	163	B
110	ND	164	ND
111	C	165	B
112	B	166	A
113	B	167	B
114	B	168	A
115	B	169	A
116	A	170	B
117	C	171	A
118	B	172	ND
119	C	173	A
120	ND	174	ND
121	C	175	A
122	C	176	ND
123	ND	177	ND
124	D	178	ND
125	B	179	ND
126	ND	180	ND
127	ND	181	ND
128	ND	182	B
129	ND	183	B
130	ND	184	ND
131	ND	185	ND
132	ND	186	ND
133	ND	187	B
134	ND	188	C
135	C	189	ND
136	ND	190	ND
137	ND	191	C
138	B	192	C
139	B	193	ND
140	A	194	ND
141	B	195	A
142	A	196	ND
143	A		
144	B		
145	B		
146	B		
147	B		
148	A		
149	B		
150	B		
151	C		
152	ND		
153	ND		
154	ND		
155	B		
156	B		
157	B		
158	A		
159	B		
160	A		
161	ND		
162	C		

AP000390



As demonstrated in Tables VII and VIII, all of the compounds tested displayed inhibitory and anti-viral activity. Moreover, several of these compounds exhibited activity levels far greater than those of known HIV protease inhibitors.

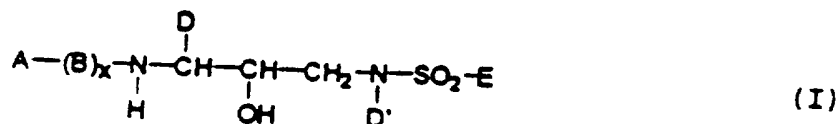
While we have described a number of embodiments of this invention, it is apparent that our basic constructions may be altered to provide other embodiments which utilize the products and processes of this invention. Therefore, it will be appreciated that the scope of this invention is to be defined by the appended claims, rather than by the specific embodiments which have been presented by way of example.

AP0000390



CLAIMS

1. A compound of formula I:



wherein:

A is selected from the group consisting of H; Het; $-\text{R}^1\text{-Het}$; $-\text{R}^1\text{-C}_1\text{-C}_6$ alkyl, which may be optionally substituted with one or more groups selected from the group consisting of hydroxy, $\text{C}_1\text{-C}_4$ alkoxy, Het, $-\text{O-Het}$, $-\text{NR}^2\text{-CO-N(R}^2\text{)(R}^2\text{)}$ and $-\text{CO-N(R}^2\text{)(R}^2\text{)}$; and $-\text{R}^1\text{-C}_2\text{-C}_6$ alkenyl, which may be optionally substituted with one or more groups selected from the group consisting of hydroxy, $\text{C}_1\text{-C}_4$ alkoxy, Het, $-\text{O-Het}$, $-\text{NR}^2\text{-CO-N(R}^2\text{)(R}^2\text{)}$ and $-\text{CO-N(R}^2\text{)(R}^2\text{)}$;

each R^1 is independently selected from the group consisting of $-\text{C(O)-}$, $-\text{S(O)}_2-$, $-\text{C(O)-C(O)-}$, $-\text{O-C(O)-}$, $-\text{O-S(O)}_2-$, $-\text{NR}^2\text{-S(O)}_2-$, $-\text{NR}^2\text{-C(O)-}$ and $-\text{NR}^2\text{-C(O)-}$;

each Het is independently selected from the group consisting of $\text{C}_3\text{-C}_7$ cycloalkyl; $\text{C}_5\text{-C}_7$ cycloalkenyl; $\text{C}_6\text{-C}_{10}$ aryl; and 5-7 membered saturated or unsaturated heterocycle, containing one or more heteroatoms selected from N, $\text{N(R}^2\text{)}$, O, S and S(O)_n , wherein said heterocycle may optionally be benzofused; and wherein any member of said Het may be optionally substituted with one or more substituents selected from the group consisting of oxo, $-\text{OR}^2$, $-\text{R}^2$, $-\text{N(R}^2\text{)(R}^2\text{)}$, $-\text{R}^2\text{-OH}$, $-\text{CN}$, $-\text{CO}_2\text{R}^2$, $-\text{C(O)-N(R}^2\text{)(R}^2\text{)}$, $-\text{S(O)}_2\text{-N(R}^2\text{)(R}^2\text{)}$, $-\text{N(R}^2\text{)-C(O)-R}_2$, $-\text{C(O)-R}^2$, $-\text{S(O)}_n\text{-R}^2$, $-\text{OCF}_3$, $-\text{S(O)}_n\text{-Ar}$, methylenedioxy, $-\text{N(R}^2\text{)-S(O)}_2\text{(R}^2\text{)}$, halo, $-\text{CF}_3$, $-\text{NO}_2$, Ar and $-\text{O-Ar}$;

AP 000390



each R^2 is independently selected from the group consisting of H and C_1 - C_3 alkyl optionally substituted with Ar;

B, when present, is $-N(R^2)-C(R^3)(R^3)-C(O)-$; x is 0 or 1;

each R^3 is independently selected from the group consisting of H, Het, C_1 - C_6 alkyl, C_2 - C_6 alkenyl, C_3 - C_6 cycloalkyl and C_5 - C_6 cycloalkenyl, wherein any member of said R^3 , except H, may be optionally substituted with one or more substituents selected from the group consisting of $-OR^2$, $-C(O)-NH-R^2$, $-S(O)_n$, $N(R^2)(R^2)$, Het, $-CN$, $-SR^2$, $-CO_2R^2$, $NR^2-C(O)-R^2$;

each n is independently 1 or 2;

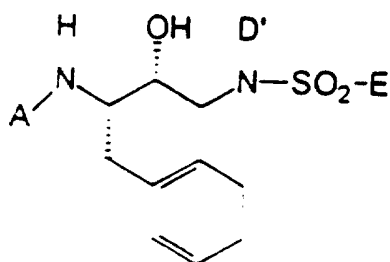
D and D' are independently selected from the group consisting of Ar; C_1 - C_4 alkyl, which may be optionally substituted with one or more groups selected from C_3 - C_6 cycloalkyl, $-OR^2$, $-R^3$, $-O-Ar$ and Ar; C_2 - C_4 alkenyl, which may be optionally substituted with one or more groups selected from the group consisting of C_3 - C_6 cycloalkyl, $-OR^2$, $-R^3$, $-O-Ar$ and Ar; C_3 - C_6 cycloalkyl, which may be optionally substituted with or fused with Ar; and C_5 - C_6 cycloalkenyl, which may be optionally substituted with or fused with Ar;

each Ar is independently selected from the group consisting of phenyl; 3-6 membered carbocyclic ring and 5-6 membered heterocyclic ring containing one or more heteroatoms selected from O, N, S, $S(O)_n$ and $N(R^2)$, wherein said carbocyclic or heterocyclic ring may be saturated or unsaturated and optionally substituted with one or more groups selected from the group consisting of oxo, $-OR^2$, $-R^2$, $-N(R^2)(R^2)$, $-N(R^2)-C(O)-R^2$, $-R^2-OH$, $-CN$, $-CO_2R^2$, $-C(O)-N(R^2)(R^2)$, halo and $-CF_3$;

E is selected from the group consisting of Het; O-Het; Het-Het; $-O-R^3$; $-NR^2R^3$; C_1-C_6 alkyl, which may be optionally substituted with one or more groups selected from the group consisting of R^4 and Het; C_2-C_6 alkenyl, which may be optionally substituted with one or more groups selected from the group consisting of R^4 and Het; C_3-C_6 saturated carbocycle, which may optionally be substituted with one or more groups selected from the group consisting of R^4 and Het; and C_5-C_6 unsaturated carbocycle, which may optionally be substituted with one or more groups selected from the group consisting of R^4 and Het; and

each R^4 is independently selected from the group consisting of $-OR^2$, $-C(O)-NHR^2$, $-S(O)_2-NHR^2$, halo, $-NR^2-C(O)-R^2$ and $-CN$.

2. The compound according to claim 1, wherein said compound has the structure of formula XXII:



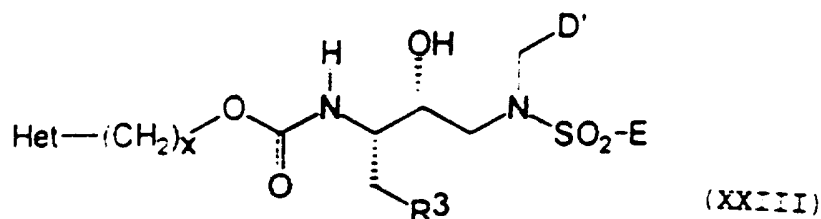
(XXII)

wherein A, D' and E are defined as in claim 1.

AP 000390

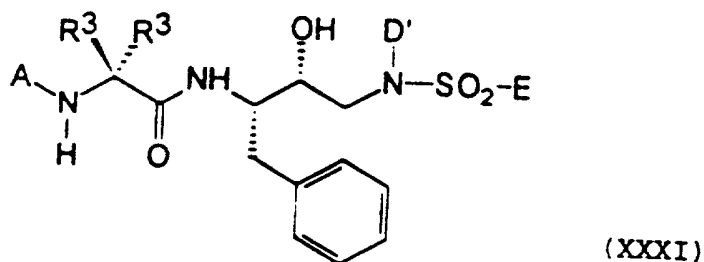


3. The compound according to claim 1, wherein said compound has the structure of formula XXIII:



wherein x, Het, R³, D' and E are defined as in claim 1.

4. The compound according to claim 1, wherein said compound has the structure of formula XXXI:



wherein A, R³, D' and E are defined as in claim 1.

5. A compound of formula I, wherein:

A is selected from the group consisting of H; -R¹-Het; -R¹-C₁-C₆ alkyl, which may be optionally substituted with one or more groups selected from the group consisting of hydroxy, C₁-C₄ alkoxy, Het and -O-Het; and -R¹-C₂-C₆ alkenyl, which may be optionally substituted with one or more groups selected from hydroxy, C₁-C₄ alkoxy, Het and -O-Het;



each R^1 is independently selected from the group consisting of $-C(O)-$, $-S(O)_2-$, $-C(O)-C(O)-$, $-O-CO-$, $-O-S(O)_2-$ and $-NR^2-S(O)_2-$;

each Het is independently selected from the group consisting of C_3-C_7 cycloalkyl; C_5-C_7 cycloalkenyl; C_6-C_{10} aryl; and 5-7 membered saturated or unsaturated heterocycle, containing one or more heteroatoms selected from N, O and S, which may optionally be benzofused; wherein any member of said Het may be optionally substituted with one or more substituents selected from the group consisting of exo , $-OR^2$, $-R^2$, $-N(R^2)_2$, $-R^2-CH$, $-CN$, $-CO_2R^2$, $-C(O)-N(R^2)_2$ and $-S(O)_2-N(R^2)_2$;

each R^2 is independently selected from the group consisting of H and C_1-C_3 alkyl;

B, when present, is $-NH-CH(R^3)-C(O)-$;

x is 0 or 1;

R^3 is selected from the group consisting of Het, C_1-C_6 alkyl, C_2-C_6 alkenyl, C_3-C_6 cycloalkyl and C_5-C_6 cycloalkenyl, wherein any member of said R^3 may be optionally substituted with one or more substituents selected from the group consisting of $-OR^2$, $-C(O)-NH-R^2$, $-S(O)_2-N(R^2)_2$, Het and $-CN$;

n is 1 or 2;

D and D' are independently selected from the group consisting of Ar; C_1-C_4 alkyl, which may be optionally substituted with C_3-C_6 cycloalkyl or Ar; C_2-C_4 alkenyl, which may be optionally substituted with C_3-C_6 cycloalkyl or Ar; C_3-C_6 cycloalkyl, which may be optionally substituted or fused with Ar; and C_5-C_6 cycloalkenyl, which may be optionally substituted or fused with Ar; with the proviso that when D is attached to N, D may not be methyl or C_2 alkenyl;

AP 000 390



Ar is selected from the group consisting of phenyl; 3-6 membered carbocyclic ring and 5-6 membered heterocyclic ring containing one or more heteroatoms selected from O, N and S, wherein said carbocyclic or heterocyclic ring may be saturated or unsaturated and optionally substituted with one or more groups selected from the group consisting of oxo, $-OR^2$, $-R^2$, $-N(R^2)_2$, $-N(R^2)-C(O)R^2$, $-R^2-OH$, $-CN$, $-CO_2R^2$, $-C(O)-N(R^2)_2$, halo and $-CF_3$;

E is selected from the group consisting of Het; $-O-R^3$; $-NR^2R^5$; C_1-C_6 alkyl, which may be optionally substituted with one or more R^4 or Het; C_2-C_6 alkenyl, which may be optionally substituted with one or more R^4 or Het; C_3-C_6 saturated carbocycle, which may optionally be substituted with one or more R^4 or Het; and C_5-C_6 unsaturated carbocycle, which may optionally be substituted with one or more R^4 or Het;

each R^4 is independently selected from the group consisting of $-OR^2$, $-C(O)-NHR^2$, $-S(O)_2-NHR^2$, halo and $-CN$; and

each R^5 is independently selected from the group consisting of H and R^3 , with the proviso that at least one R^5 is not H.

6. The compound according to claim 2, wherein:

A is R^1 -Het; and

D' is selected from the group consisting of C_1-C_3 alkyl and C_3 alkenyl, wherein said alkyl or alkenyl may optionally be substituted with one or more groups selected from the group consisting of C_3-C_6 cycloalkyl, $-OR^2$, $-O-Ar$ and Ar.

AP000300



7. The compound according to claim 3, wherein:

R^3 is selected from the group consisting of C_1 - C_6 alkyl, C_2 - C_6 alkenyl, C_5 - C_6 cycloalkyl, C_5 - C_6 cycloalkenyl and a 5-6 membered saturated or unsaturated heterocycle, wherein any member of said R^3 may optionally be substituted with one or more substituents selected from the group consisting of $-OR^2$, $-C(O)-NH-R^2$, $-S(O)_nN(R^2)(R^2)_2$, Het, $-CN$, $-SR^2$, $-C(O)_2R^2$, $NR^2-C(O)-R^2$; and

D' is selected from the group consisting of C_1 - C_3 alkyl and C_3 alkenyl, wherein said alkyl or alkenyl may optionally be substituted with one or more groups selected from the group consisting of C_3 - C_6 cycloalkyl, $-OR^2$, $-O-Ar$ and Ar .

8. The compound according to claim 4, wherein:

A is R^1 -Het;

each R^3 is independently C_1 - C_6 alkyl, which may be optionally substituted with a substituent selected from the group consisting of $-OR^2$, $-C(O)-NH-R^2$, $-S(O)_nN(R^2)_2$, Het, $-CN$, $-SR^2$, $-CO_2R^2$, $-NR^2-C(O)-R^2$; and

D' is C_1 - C_4 alkyl, which may be optionally substituted with a group selected from the group consisting of C_3 - C_6 cycloalkyl, $-OR^2$, $-O-Ar$ and Ar ; and

E is selected from the group consisting of Het, Het-Het and $-NR^2R^3$.

9. A compound selected from the group consisting of:

(S)-N-1-(3-((3-Acetylamino-4-fluoro-benzenesulfonyl)-benzyl-amino)-(1S,2 syn)-1-benzyl-2-hydroxy-propyl)-2-((quinoline-2-carbonyl)-amino)-succinamide and (S)-N-1-(3-((4-Acetylamino-3-fluoro-

AP 000 390



benzenesulfonyl)-benzyl-amino)-(1S,2 syn)-1-benzyl-2-hydroxy-propyl)-2-((quinoline-2-carbonyl)-amino)-succinamide (compound 2);

(S)-N-1-(3-(5-Acetylamino-3-methyl-thiophene-2-sulfonyl)-benzyl-amino)-(1S,2 syn)-1-benzyl-2-hydroxy-propyl)-2-((quinoline-2-carbonyl)-amino)-succinamide (compound 5);

(S)-N-1-(1-Benzyl-3-(benzyl-(5-isoxazol-3-yl-thiophene-2-sulfonyl)-amino)-(1S,2 syn)-1-benzyl-2-hydroxy-propyl)-2-((quinoline-2-carbonyl)-amino)-succinamide (compound 6);

S)-N-1-(3-Benzyl-1,2,5-oxadiazole-4-sulfonyl)-benzyl-amino)-(1S,2 syn)-1-benzyl-2-hydroxy-propyl)-2-((quinoline-2-carbonyl)-amino)-succinamide (compound 9);

N-1-(1-(S)-Benzyl-3-(benzyl-(3-sulfamoyl-benzenesulfonyl)-amino)-2-(syn)-hydroxy-propyl)-2-((quinoline-2-carbonyl)-amino)-succinamide (compound 10);

(S)-N-1-(1-(S)-Benzyl-2-(syn)-hydroxyl-3-(isobutyl-(5-pyridin-2-yl-thiophene-2-sulfonyl)-amino)-propyl)-2-((quinoline-2-carbonyl)-amino)-succinamide (compound 12);

S)-N-1-(3-(4-Benzenesulfonyl-thiophene-2-sulfonyl)-isobutyl-amino)-(1S,2 syn)-1-benzyl-2-hydroxy-propyl)-2-((quinoline-2-carbonyl)-amino)-succinamide (compound 13);

(S)-N-1-(1-(S)-Benzyl-3-(4-fluoro-benzenesulfonyl)-isobutyl-amino)-2-(syn)-hydroxy-propyl)-2-((quinoline-2-carbonyl)-amino)-succinamide (compound 14);

(S)-N-1-(3-(4-Acetylamino-3-fluoro-benzenesulfonyl)-isobutyl-amino)-(1S,2 syn)-1-benzyl-2-hydroxy-propyl)-2-((quinoline-2-carbonyl)-amino)-succinamide (compound 15);

AD 000 000



(S)-N-1-(3-((3-Acetylamino-4-fluoro-benzenesulfonyl)-isobutyl-amino)-(1S,2 syn)-1-benzyl-2-hydroxy-propyl)-2-((quinoline-2-carbonyl)-amino)-succinamide (compound 16);

(S)-N-1-(1-(S)-Benzyl-3-((4-acetylamino-benzenesulfonyl)-isobutyl-amino)-2-(syn)-hydroxy-propyl)-2-((quinoline-2-carbonyl)-amino)-succinamide (compound 17);

(S)-N-1-(3-((5-Acetylamino-3-methyl-thiophene-2-sulfonyl)-isobutyl-amino)-(1S,2 syn)-1-benzyl-2-hydroxy-propyl)-2-((quinoline-2-carbonyl)-amino)-succinamide (compound 18);

(S)-N-1-(3-((3-Acetylamino-benzenesulfonyl)-isobutyl-amino)-(1S,2 syn)-1-benzyl-2-hydroxy-propyl)-2-((quinoline-2-carbonyl)-amino)-succinamide (compound 19);

(S)-N-1-(3-((Benzo(1,2,5)oxadiazole-4-sulfonyl)-isobutyl-amino)-(1S,2 syn)-1-benzyl-2-hydroxy-propyl)-2-((quinoline-2-carbonyl)-amino)-succinamide (compound 20);

N-1-((1S-2 syn)-1-Benzyl-2-hydroxy-3-(1-isobutyl-3,3-dimethylsulfonylurea)-propyl)-2-((quinoline-2-carbonyl)-amino)-succinamide (compound 21);

N-1-(3-((4-Acetylamino-benzenesulfonyl)-isobutyl-amino)-(1S,2 syn)-1-benzyl-2-hydroxy-propyl)-2-pyridin-3-yl-methoxycarbonyl)-succinamide (compound 22);

N-1-(3-((4-Acetylamino-benzenesulfonyl)-isobutyl-amino)-(1S,2 syn)-1-benzyl-2-hydroxy-propyl)-2-pyridin-4-yl-methoxycarbonyl)-succinamide (compound 23);

N-1-(3-((4-Fluoro-benzenesulfonyl)-isobutyl-amino)-(1S,2 syn)-1-benzyl-2-hydroxy-propyl)-2-pyridin-2-yl-methoxycarbonyl)-succinamide (compound 26);

AP 000 390



4-Fluoro-N-((2 syn,3S)-2-hydroxy-4-phenyl-3-((S)-tetrahydrofuran-3-yloxy-carbonylamino)-butyl)-N-isobutyl-benzenesulfonamide (compound 35);

3,4-Dichloro-N-((2 syn,3S)-2-hydroxy-4-phenyl-3-S-tetrahydrofuran-3-yloxy-carbonylamino)-butyl)-N-isobutyl-benzenesulfonamide (compound 37);

N-(4-((2 syn,3S)-2-Hydroxy-4-phenyl-3-(pyridin-3-yl-methoxycarbonylamino)-butyl)-isobutyl-sulfamoyl-phenyl)-acetamide (compound 44);

2,4-Dimethyl-thiazole-5-sulfonic acid-(1,1-dimethyl-ethoxycarbonylamino)-(2 syn,3S)-2-hydroxy-4-phenyl-butyl)-isobutyl-amide (compound 46);

N-(4-((2 syn,3S)-2-Hydroxy-4-phenyl-3-((S)-tetrahydrofuran-3-yloxy-carbonylamino)-butyl)-isobutyl-sulfamoyl-phenyl)-acetamide (compound 48);

4-Fluoro-N-((2 syn,3S)-2-hydroxy-4-phenyl-3-((R)-tetrahydrofuran-3-yloxy-carbonylamino)-butyl)-N-isobutyl-benzenesulfonamide and 4-Fluoro-N-((2 syn,3S)-2-hydroxy-4-phenyl-3-((R)-tetrahydrofuran-3-yloxy-carbonylamino)-butyl)-N-isobutyl-benzenesulfonamide (compounds 52);

Benzo(1,2,5)oxadiazole-5-sulfonic acid ((2 syn,3S)-2-hydroxy-4-phenyl-3-(pyridin-3-yl-methoxycarbonylamino)-butyl)-isobutylamide (compound 66);

N-(4-((2 syn,3S)-2-Hydroxy-4-phenyl-3-((R)-tetrahydrofuran-3-yloxy-carbonylamino)-butyl)-isobutyl-sulfamoyl-phenyl)-acetamide and N-(4-((2 syn,3S)-2-Hydroxy-4-phenyl-3-((S)-tetrahydrofuran-3-yloxy-carbonylamino)-butyl)-isobutyl-sulfamoyl-phenyl)-acetamide (compounds 86);

N-(2-Fluoro-5-((2 syn,3S)-2-hydroxy-4-phenyl-3-((S)-tetrahydrofuran-3-yloxy-carbonylamino)-butyl)-isobutyl-sulfamoyl-phenyl)-acetamide (compound 88);

AD 000 000 000



N- (3- ((2 syn, 3S)-2-Hydroxy-4-phenyl-3-((S)-tetrahydrofuran-3-yloxy-carbonylamino)-butyl)-isobutyl-sulfamoyl)-phenyl)-acetamide (compound 91);

4-Fluoro-N- ((2 syn, 3S)-2-hydroxy-4-phenyl-3-((R)-tetrahydrofuran-3-yloxy-carbonylamino)-butyl)-N-isobutyl-benzenesulfonamide (compound 93);

N- (4- ((syn)-2-Hydroxy- (S)-4-phenyl-3-((tetrahydro-furan- (R)-3-yl)-oxy-carbonylamino)-butyl)-isobutyl-sulfamoyl)-phenyl)-acetamide (compound 94);

4-Fluoro-N- (2 syn, 3S)-2-hydroxy-4-phenyl-3-tetrahydro-furan- (R)-3-ylmethoxycarbonylamino)-butyl)-N-isobutyl-benzenesulfonamide and 4-Fluoro-N- (2 syn, 3S)-2-hydroxy-4-phenyl-3-((tetrahydro-furan- (S)-3-ylmethoxycarbonylamino)-butyl)-N-isobutyl-benzenesulfonamide (compounds 97);

4-Fluoro-N- ((2 syn, 3S)-2-hydroxy-4-phenyl-3-(pyridin-3-yl-methoxycarbonylamino)-butyl)-N-isobutyl-benzenesulfonamide (compound 98);

4-Chloro-N- ((2 syn, 3S)-2-hydroxy-4-phenyl-3-((S)-tetrahydrofuran-3-yloxy-carbonylamino)-butyl)-isobutyl-benzenesulfonamide (compound 99);

N- ((2 syn, 3S)-2-Hydroxy-4-phenyl-3-((S)-tetrahydrofuran-3-yloxy-carbonylamino)-butyl)-N-isobutyl-4-methoxy-benzenesulfonamide (compound 100);

4-Fluoro-N- (2- (syn)-hydroxy-3-((2-oxazolidon- (S)-4-yl)-methoxycarbonylamino)-4- (S)-phenyl-butyl)-N-isobutyl-benzenesulfonamide (compound 109);

Benzene-1,3-disulfonic acid 1-amide 3- ((2 syn, 3S)-2-hydroxy-4-phenyl-3- (3- (S)-tetrahydrofuran-3-yloxy-carbonylamino)-butyl)-isobutyl-amide (compound 112);

Furan-3-sulfonic acid (2 syn, 3S)-2-hydroxy-4-phenyl-3- ((S)-tetrahydrofuran-3-yloxy-carbonylamino)-butyl)-isobutyl-amide (compound 113);

AP 000390



N-((3-Allyloxycarbonylamino)-(2 syn,3S)-2-hydroxy-4-phenyl-butyl)-N-cyclopentylmethyl-4-fluoro-benzenesulfonamide (compound 114);

N-Cyclopentylmethyl-N-((3-ethoxycarbonylamino)-(2 syn,3S)-2-hydroxy-4-phenyl-butyl)-4-fluoro-benzenesulfonamide (compound 115);

4-Chloro-N-cyclopentylmethyl-N-((2 syn,3S)-2-hydroxy-4-phenyl-3-((S)-tetrahydrofuran-3-yloxycarbonylamino)-butyl)-benzenesulfonamide (compound 116);

4-Chloro-N-cyclopentylmethyl-N-((2 syn,3S)-2-hydroxy-4-phenyl-3-(pyridin-3-yl-methoxycarbonyl)-butyl)-benzenesulfonamide (compound 118);

N-(4-(Cyclopentylmethyl)-((2 syn,3S)-2-hydroxy-4-phenyl-3-((S)-tetrahydrofuran-3-yloxycarbonylamino)-butyl)-sulfamoyl)-phenyl)-acetamide (compound 125);

3-Chloro-N-((2 syn,3S)-2-hydroxy-4-phenyl-3-((S)-tetrahydrofuran-3-yloxycarbonylamino)-butyl)-N-isobutyl-benzenesulfonamide (compound 138);

4-Chloro-N-cyclopentylmethyl-N-(2-(syn)-hydroxy-3-((2-oxazolidon-4-(S)-yl-methyl)-oxycarbonylamino)-4-phenyl-butyl)-benzenesulfonamide (compound 139);

N-cyclopentylmethyl-N-((2 syn,3S)-2-hydroxy-4-phenyl-3-((S)-tetrahydrofuran-3-yloxycarbonylamino)-butyl)-4-methoxy-benzenesulfonamide (compound 140);

N-((3-allyloxycarbonylamino)-(2 syn,3S)-2-hydroxy-4-phenyl-butyl)-N-cyclopentylmethyl-4-methoxy-benzenesulfonamide (compound 141);

N-Cyclopentylmethyl-N-((2 syn,3S)-2-hydroxy-4-phenyl-3-(3-pyridin-3-yl-methoxycarbonylamino)-butyl)-4-methoxy-benzenesulfonamide (compound 142);

Pyridine-3-sulfonic acid ((2 syn,3S)-2-hydroxy-4-phenyl-3-((S)-tetrahydrofuran-3-yloxycarbonylamino)-butyl)-isobutyl-amide, trifluoroacetic acid salt (compound 144);

AP000700



5-Isloxazol-3-yl-thiophene-2-sulfonic acid ((2 syn, 3S)-2-hydroxy-4-phenyl-3-((S)-tetrahydrofuran-3-yloxycarbonylamino)-butyl)-isobutyl-amide (compound 145);

N-(4-((3-(Allyloxycarbonylamino)-(2 syn, 3S)-2-hydroxy-4-phenyl-butyl)-cyclopentylmethylsulfamoyl)-phenyl)-acetamide (compound 146);

N-(4-(Cyclopentylmethyl-((2 syn, 3S)-2-hydroxy-4-phenyl-3-(pyridin-3-yl-methoxycarbonylamino)-butyl)-sulfamoyl)-phenyl)-acetamide (compound 147);

N-Cyclopentylmethyl-N-((2 syn, 3S)-2-hydroxy-4-phenyl-3-((S)-tetrahydrofuran-3-yloxycarbonylamino)-butyl)-benzenesulfonamide (compound 148);

Pyridine-3-sulfonic acid cyclopentylmethyl-((2 syn, 3S)-2-hydroxy-4-phenyl-3-((S)-tetrahydrofuran-3-yloxycarbonylamino)-butyl)-amide (compound 149);

Piperidine-1-sulfonic acid ((2 syn, 3S)-2-hydroxy-4-phenyl-3-((S)-tetrahydrofuran-3-yloxycarbonylamino)-butyl)-isobutyl-amide (compound 150);

N-4-((2-(syn)-Hydroxy-3-((2-methoxymethyl-allyloxycarbonylamino)-4-(S)-phenyl-butyl)-isobutyl-sulfamoyl)-phenyl)-acetamide (compound 155);

1-Acetyl-2,3-dihydro-1H-indole-6-sulfonic acid (allyloxycarbonylamino)-(2 syn, 3S)-2-hydroxy-4-phenyl-butyl)-cyclopentylmethyl-amide (compound 156);

1-Acetyl-2,3-dihydro-1H-indole-6-sulfonic acid cyclopentylmethyl-((2 syn, 3S)-2-hydroxy-4-phenyl-3-((S)-tetrahydrofuran-3-yloxycarbonylamino)-butyl)-amide (compound 157);

N-Cyclohexylmethyl-N-((2 syn, 3S)-2-hydroxy-4-phenyl-3-((S)-tetrahydrofuran-3-yloxycarbonylamino)-butyl)-4-methoxy-benzenesulfonamide (compound 158);

N-Cyclohexylmethyl-4-fluoro-N-((2 syn, 3S)-2-hydroxy-4-phenyl-3-((S)-tetrahydrofuran-3-

AP 000 390



yloxy-carbonylamino)-butyl)-benzenesulfonamide (compound 159);

N-(4-(Cyclohexylmethyl)-((2 syn,3S)-2-hydroxy-4-phenyl-3-((S)-tetrahydrofuran-3-yloxy-carbonylamino)-butyl)-sulfamoyl-phenyl)-acetamide (compound 160);

N-((2 syn,3S)-2-Hydroxy-4-phenyl-3-(pyridin-4-yl-methoxycarbonylamino)-butyl)-N-isobutyl-4-methoxy-benzenesulfonamide (compound 163);

N-((2 syn,3S)-2-Hydroxy-4-phenyl-3-((syn)-tetrahydrofuran-3-yloxy-carbonylamino)-butyl)-N-isobutyl-4-methyl-benzenesulfonamide (compound 165);

N-cyclopentylmethyl-4-hydroxy-N-((2 syn,3S)-2-hydroxy-4-phenyl-3-(pyridin-3-yl-methoxycarbonylamino)-butyl)-benzenesulfonamide (compound 166);

N-((2 syn,3S)-2-Hydroxy-4-phenyl-3-((S)-tetrahydrofuran-3-yloxy-carbonylamino)-butyl)-N-isobutyl-4-nitro-benzenesulfonamide (compound 167);

4-Amino-N-((2 syn,3S)-2-Hydroxy-4-phenyl-3-((S)-tetrahydrofuran-3-yloxy-carbonylamino)-butyl)-N-isobutyl-benzenesulfonamide (compound 168);

N-Cyclopentylmethyl-4-hydroxy-N-((2 syn,3S)-2-hydroxy-4-phenyl-3-((S)-tetrahydrofuran-3-yloxy-carbonylamino)-butyl)-benzenesulfonamide (compound 169);

N-Cyclopentylmethyl-N-((2 syn,3S)-2-hydroxy-4-phenyl-3-((S)-tetrahydrofuran-3-yloxy-carbonylamino)-butyl)-4-nitro-benzenesulfonamide (compound 170);

4-Amino-N-cyclopentylmethyl-N-((2 syn,3S)-2-hydroxy-4-phenyl-3-((S)-tetrahydrofuran-3-yloxy-carbonylamino)-butyl)-benzenesulfonamide (compound 171);

2,4-Diamino-N-cyclopentylmethyl-N-((2 syn,3S)-2-hydroxy-4-phenyl-3-((S)-tetrahydrofuran-3-yloxy-carbonylamino)-butyl)-benzenesulfonamide (compound 173);

AP 000 300



4-Hydroxy-N-((2syn,3S)-2-hydroxy-4-phenyl-3-((S)-tetrahydrofuran-3-yloxy-carbonylamino)-butyl)-N-isobutyl-benzenesulfonamide (compound 175);

N-Cyclopentylmethyl-4-fluoro-N-((2syn,3S)-2-hydroxy-4-phenyl-3-((S)-tetrahydrofuran-3-yloxy-carbonylamino)-butyl)-benzenesulfonamide (compound 182);

3,4-Dichloro-N-cyclopentylmethyl-N-((2 syn,3S)-2-hydroxy-4-phenyl-3-((S)-tetrahydrofuran-3-yloxy-carbonylamino)-butyl)-benzenesulfonamide (compound 183);

Benzoyloxycarbonyl-(L)-isoleucine-N-(5-((3-amino-(2 syn,3S)-2-hydroxy-4-phenyl-butyl)-isobutyl-sulfamoyl)-2-fluoro-phenyl)-acetamide (compound 187); and

N-((2 syn,3S)-4-Cyclohexyl-2-hydroxy-3-((S)-tetrahydrofuran-3-yloxy-carbonylamino)-butyl)-N-cyclopentylmethyl-4-methoxy-benzenesulfonamide (compound 195).

10. The compound according to claim 9, said compound being selected from the group consisting of:

(S)-N-1-(1-(S)-Benzyl-2-(syn)-hydroxyl-3-(isobutyl)-(5-pyridin-2-yl-thiophene-2-sulfonyl)-amino)-propyl)-2-((quinoline-2-carbonyl)-amino)-succinamide (compound 12);

(S)-N-1-(1-(S)-Benzyl-3-((4-fluoro-benzenesulfonyl)-isobutyl-amino)-2-(syn)-hydroxy-propyl)-2-((quinoline-2-carbonyl)-amino)-succinamide (compound 14);

(S)-N-1-(3-((4-Acetylamino-3-fluoro-benzenesulfonyl)-isobutyl-amino)-(1S,2 syn)-1-benzyl-2-hydroxy-propyl)-2-((quinoline-2-carbonyl)-amino)-succinamide (compound 15);

AP 000 390



(S)-N-1-(3-((Benzo(1,2,5)oxadiazole-4-sulfonyl)-isobutyl-amino)-(1S,2 syn)-1-benzyl-2-hydroxy-propyl)-2-(quinoline-2-carbonyl)-amino)-succinamide (compound 20);

N-1-(1S-2 syn)-1-Benzyl-2-hydroxy-3-(1-isobutyl-3,3-dimethylsulfonylurea)-propyl)-2-((quinoline-2-carbonyl)-amino)-succinamide (compound 21);

N-(4-((2 syn,3S)-2-Hydroxy-4-phenyl-3-((S)-tetrahydrofuran-3-yloxy-carbonylamino)-butyl)-isobutyl-sulfamoyl)-phenyl)-acetamide (compound 48);

N-((2 syn,3S)-2-Hydroxy-4-phenyl-3-((S)-tetrahydrofuran-3-yloxy-carbonylamino)-butyl)-N-isobutyl-4-methoxy-benzenesulfonamide (compound 100);

4-Chloro-N-cyclopentylmethyl-N-((2 syn,3S)-2-hydroxy-4-phenyl-3-((S)-tetrahydrofuran-3-yloxy-carbonylamino)-butyl)-benzenesulfonamide (compound 116);

N-Cyclopentylmethyl-N-((2 syn,3S)-2-hydroxy-4-phenyl-3-((S)-tetrahydrofuran-3-yloxy-carbonylamino)-butyl)-4-methoxy-benzenesulfonamide (compound 140);

N-Cyclopentylmethyl-N-((2 syn,3S)-2-hydroxy-4-phenyl-3-(3-pyridin-3-yl-methoxycarbonylamino)-butyl)-4-methoxy-benzenesulfonamide (compound 142);

N-Cyclopentylmethyl-N-((2 syn,3S)-2-hydroxy-4-phenyl-3-((S)-tetrahydrofuran-3-yloxy-carbonylamino)-butyl)-benzenesulfonamide (compound 148);

N-Cyclohexylmethyl-N-((2 syn,3S)-2-hydroxy-4-phenyl-3-((S)-tetrahydrofuran-3-yloxy-carbonylamino)-butyl)-4-methoxy-benzenesulfonamide (compound 158);

N-(4-(Cyclohexylmethyl)-((2 syn,3S)-2-hydroxy-4-phenyl-3-((S)-tetrahydrofuran-3-yloxy-carbonylamino)-butyl)-sulfamoyl-phenyl)-acetamide (compound 160);

N-cyclopentylmethyl-4-hydroxy-N-((2 syn,3S)-2-hydroxy-4-phenyl-3-(pyridin-3-yl-methoxycarbonylamino)-butyl)-benzenesulfonamide (compound 166);

AP000300

4-Amino-N-((2 syn,3S)-2-Hydroxy-4-phenyl-3-((S)-tetrahydrofuran-3-yloxy-carbonylamino)-butyl)-N-isobutyl-benzenesulfonamide (compound 168);

4-Amino-N-cyclopentylmethyl-N-((2syn,3S)-2-hydroxy-4-phenyl-3-((S)-tetrahydrofuran-3-yloxy-carbonylamino)-butyl)-benzenesulfonamide (compound 171);

2,4-Diamino-N-cyclopentylmethyl-N-((2 syn,3S)-2-hydroxy-4-phenyl-3-((S)-tetrahydrofuran-3-yloxy-carbonylamino)-butyl)-benzenesulfonamide (compound 173);

4-Hydroxy-N-(2syn,3S)-2-hydroxy-4-phenyl-3-((S)-tetrahydrofuran-3-yloxy-carbonylamino)-butyl)-N-isobutyl-benzenesulfonamide (compound 175); and

N-((2 syn,3S)-4-Cyclohexyl-2-hydroxy-3-((S)-tetrahydrofuran-3-yloxy-carbonylamino)-butyl)-N-cyclopentylmethyl-4-methoxy-benzenesulfonamide (compound 195).

11. The compound according to claim 1, wherein said compound has a molecular weight less than or equal to about 700 g/mol.

12. A compound according to claim 11, wherein said compound has a molecular weight less than or equal to about 600 g/mol.

13. A compound having the following structural and physicochemical characteristics:

(1) a first and a second hydrogen bond acceptor moiety, at least one of which is more highly polarizable than a carbonyl, said moieties being the same or different, and being capable of hydrogen bonding with the hydrogen atoms of the flap water

AP 000390



molecule of an HIV aspartyl protease when the compound is bound thereto;

(2) substantially hydrophobic moieties which associate with the P_1 and P_1' binding pockets of said HIV aspartyl protease when the compound is bound thereto;


(3) a third hydrogen bonding moiety, which may be either a hydrogen bond donor or acceptor, capable of simultaneously hydrogen bonding to Asp25 and Asp25' of said HIV aspartyl protease when the compound is bound thereto;

(4) an additional occupied volume of space of at least 100 \AA^3 when the compound is bound to the active site of said HIV aspartyl protease, said space overlapping with the volume of space that would be filled by a native substrate of said HIV aspartyl protease or a nonhydrolyzable isostere thereof;

(5) a deformation energy of binding of the compound to said HIV aspartyl protease of not greater than 10 kcal/mole; and

(6) a neutral or favorable enthalpic contribution from the sum of all electrostatic interactions between the compound and the protease when the compound is bound to said HIV aspartyl protease.

14. The compound according to claim 13, said compound having the structure of formula XL:



wherein:

Q^1 and Q^2 are independently hydrogen bond acceptor moieties capable of binding with the hydrogen atoms of the flap water molecule of an HIV aspartyl

AP000300



protease, with the proviso that at least one of Q^1 or Q^2 is more highly polarizable than a carbonyl;

M is a hydrogen bonding moiety, which may be either a hydrogen bond donor or acceptor, capable of simultaneously hydrogen bonding to Asp25 and Asp25' of said HIV aspartyl protease;

L^1 and L^2 are independently acyclic or cyclic linker moieties; and

each of Z^1 and Z^2 may be optionally present and, if present, are independently selected from groups which occupy a volume of space overlapping with the volume of space that would be filled by the native substrate of said HIV aspartyl protease.

15. The compound according to claim 14, wherein at least one of Q^1 or Q^2 is a substituted sulfonamide.

16. A pharmaceutical composition effective against viral infection comprising a pharmaceutically effective amount of a compound according to any one of claims 1-4 or 13-14 and a pharmaceutically acceptable carrier, adjuvant or vehicle.

17. The pharmaceutical composition according to claim 16, further comprising an additional anti-viral agent.

18. The use of a compound according to any one of claims 1-4 or 13-14 as a therapeutic agent against viral infection, said virus requiring an aspartyl protease for an obligatory life cycle event.

19. The use according to claim 18, wherein said virus is HIV-1, HIV-2, or HTLV.

AP0000390



20. The use of a compound according to any one of claims 1-4 and 13-14, for inhibiting enzymatic activity in an aspartyl protease.

21. The use according to claim 20, wherein said aspartyl protease is HIV protease.

22. A pharmaceutically effective amount of a pharmaceutical composition according to claim 16 or 17 for use in a method for preventing HIV infection in a mammal.

23. A pharmaceutically effective amount of a pharmaceutical composition according to claim 16 or 17 for use in a method for treating HIV infection in a mammal.

24. The pharmaceutical composition according to claim 22 or 23 in oral or injectable form.

25. A method for identification, design, or prediction of an HIV protease inhibitor comprising the steps of:

(a) selecting a candidate compound of defined chemical structure containing a first and a second hydrogen bond acceptor moiety, at least one of which is more highly polarizable than a carbonyl, said moieties being the same or different; a third hydrogen bonding moiety, which may be either a hydrogen bond donor or acceptor; and at least two substantially hydrophobic moieties;

AP000390



- (b) determining a low-energy conformation for binding of said compound to the active site of an HIV aspartyl protease;
- (c) evaluating the capability of said first and second hydrogen bond acceptor moieties to form hydrogen bonds to the flap water molecule of said HIV aspartyl protease when said compound is bound thereto in said conformation;
- (d) evaluating the capability of said substantially hydrophobic moieties to associate with the P_1 and P_1' binding pockets of said HIV aspartyl protease when said compound is bound thereto in said conformation;
- (e) evaluating the capability of said third hydrogen bonding moiety to form hydrogen bonds to Asp25 and Asp25' of said HIV aspartyl protease when said compound is bound thereto in said conformation;
- (f) evaluating the overlap of the occupied volume of said compound when said compound is bound to said HIV aspartyl protease in said conformation and the occupied volume of a native substrate of HIV aspartyl protease or a nonhydrolyzable isostere thereof, when said polypeptide is bound to said HIV aspartyl protease;
- (g) evaluating the deformation energy of binding of said compound to said HIV aspartyl protease;
- (h) evaluating the enthalpic contribution of the sum of all electrostatic interactions between said compound and said HIV aspartyl protease when said compound is bound thereto in said conformation; and
- (i) accepting or rejecting said candidate compound as an HIV protease inhibitor based

AP 000390



upon the determinations and evaluations carried out in steps (b) through (h).

26. An HIV protease inhibitor identified, designed or predicted by the method according to claim 25.

27. The HIV protease inhibitor according to claim 26, wherein said inhibitor has the structure of formula XL:



wherein:

Q^1 and Q^2 are independently hydrogen bond acceptor moieties capable of binding with the hydrogen atoms of the flap water molecule of an HIV aspartyl protease, with the proviso that at least one of Q^1 or Q^2 is more highly polarizable than a carbonyl;

M is a hydrogen bonding moiety, which may be either a hydrogen bond donor or acceptor, capable of simultaneously hydrogen bonding to Asp25 and Asp25' of said HIV aspartyl protease;

L^1 and L^2 are independently acyclic or cyclic linker moieties; and

each of Z^1 and Z^2 may be optionally present and, if present, are independently selected from groups which occupy a volume of space overlapping with the volume of space that would be filled by the native substrate of said HIV aspartyl protease.



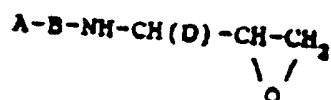
28. A pharmaceutically effective amount of a pharmaceutical composition according to claim 16 or 17 for use in a method for preventing HIV infection in a mammal.

29. A pharmaceutically effective amount of a pharmaceutical composition according to claim 16 or 17 use in a method for treating HIV infection in a mammal.

30. The pharmaceutical composition according to claim 28 or 29 in oral or injectable form.

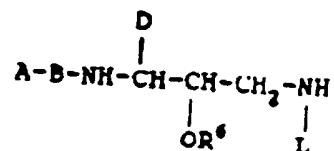
31. A method for preparing a compound according to claim 1 comprising the steps of:

(a) reacting a nucleophilic amine compound with a compound of formula II:



(II)

wherein A, B and D are as defined in claim 1, to produce a compound of formula III:



(III)

wherein R^6 is H or any suitable hydroxy protecting group;

L is H or D' as defined in claim 1; and
B and D are as defined in claim 1;

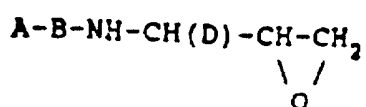
AP000390



(b) reacting said compound of formula III with a sulfonyl-activated species; and

(c) optionally removing any protecting groups from the product of step (b) to produce said compound according to claim 1.

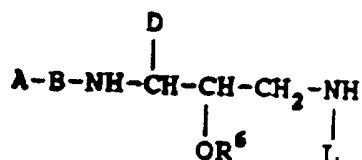
32. The use of an intermediate of formula II for producing a compound according to claim 1:



(II)

wherein A, B and D are as defined in claim 1.

33. The use of an intermediate of formula III for producing a compound according to claim 1:




(III)

wherein R^6 is H or any suitable hydroxy protecting group;

L is H or D' as defined in claim 1; and
B and D are as defined in claim 1.

DATED THIS 31st DAY OF August 1993



FISHER CORMACK & BOTHA
Patent Agents for the Applicants



ABSTRACT

The present invention relates to a novel class of sulfonamides which are aspartyl protease inhibitors. In one embodiment, this invention relates to a novel class of HIV aspartyl protease inhibitors characterized by specific structural and physicochemical features. This invention also relates to pharmaceutical compositions comprising these compounds. The compounds and pharmaceutical compositions of this invention are particularly well suited for inhibiting HIV-1 and HIV-2 protease activity and consequently, may be advantageously used as anti-viral agents against the HIV-1 and HIV-2 viruses. This invention also relates to methods for inhibiting the activity of HIV aspartyl protease using the compounds of this invention and methods for screening compounds for anti-HIV activity.

AP 000390



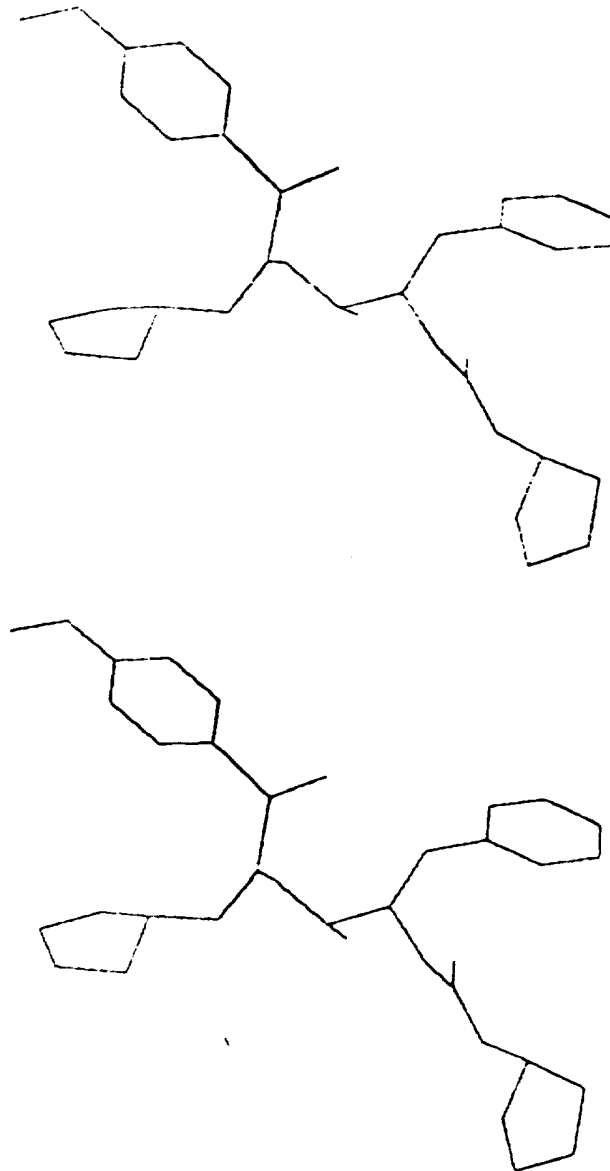


FIGURE 1

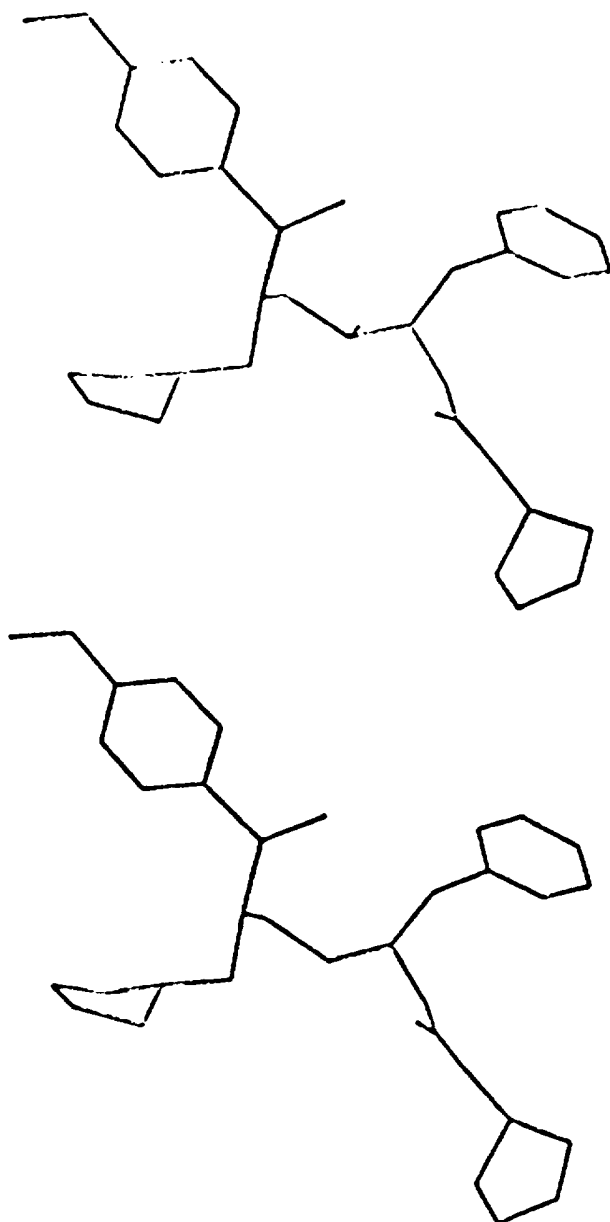


FIGURE 2

AP 000390

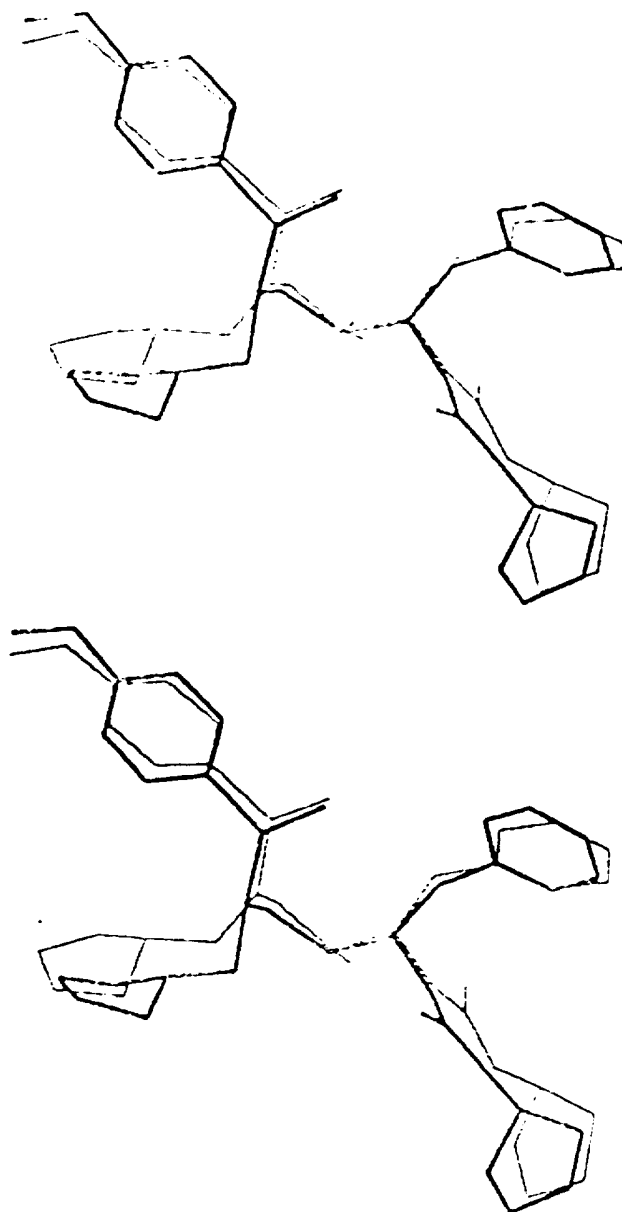


FIGURE 3

