



US00D712661S

(12) **United States Design Patent**
McDonnell et al.

(10) **Patent No.:** **US D712,661 S**

(45) **Date of Patent:** **** Sep. 9, 2014**

(54) **PURSE INSERT**

(71) Applicant: **Great Innovations, LLC**, Miramar, FL (US)

(72) Inventors: **Julie McDonnell**, Weston, FL (US);
Joseph A. McDonnell, Weston, FL (US)

(73) Assignee: **Great Innovations, LLC**, Miramar, FL (US)

(**) Term: **14 Years**

(21) Appl. No.: **29/437,003**

(22) Filed: **Nov. 12, 2012**

(51) **LOC (10) Cl.** **03-01**

(52) **U.S. Cl.**
USPC **D3/319**

(58) **Field of Classification Search**
USPC D3/318-319; 150/100, 103-110,
150/113-114, 117-19
See application file for complete search history.

(56) **References Cited**

U.S. PATENT DOCUMENTS

| | | | | |
|--------------|--------|--------------------|-------|--------|
| D238,619 S * | 1/1976 | Barad | | D3/303 |
| D411,764 S * | 7/1999 | Vazquez | | D3/233 |
| D662,317 S * | 6/2012 | Della Valle et al. | | D3/232 |

* cited by examiner

Primary Examiner — Holly Baynham

(74) Attorney, Agent, or Firm — Bass, Berry & Sims PLC

(57) **CLAIM**

The ornamental design for a purse insert, as shown and described.

DESCRIPTION

FIG. 1 is a front elevational view of an embodiment of my new design for a purse insert, with top zipper open and flaps down; FIG. 2 is a front view of the purse insert with top zipper open and flaps down; FIG. 3 is a rear view of the purse insert with top zipper open and flaps down; FIG. 4 is a left side view of the purse insert with top zipper open and flaps down; FIG. 5 is a right side view of the purse insert with top zipper open and flaps down; FIG. 6 is a top plan view of the purse insert with top zipper open and flaps down; FIG. 7 is a bottom plan view of the purse insert with top zipper open and flaps down; FIG. 8 is a front elevational view of the purse insert with top zipper open and flaps up; FIG. 9 is a front elevational view of the purse insert with top zipper closed and flaps up; FIG. 10 is a front view of the purse insert with top zipper closed and flaps up; FIG. 11 is a rear view of the purse insert with top zipper closed and flaps up; FIG. 12 is a left side view of the purse insert with top zipper closed and flaps up; FIG. 13 is a right side view of the purse insert with top zipper closed and flaps up; FIG. 14 is a top plan view of the purse insert with top zipper closed and flaps up; and, FIG. 15 is a bottom plan view of the purse insert with top zipper closed and flaps up.

The broken lines shown in the drawings are included for the purpose of illustrating environmental structure and form no part of the claimed design.

1 Claim, 15 Drawing Sheets

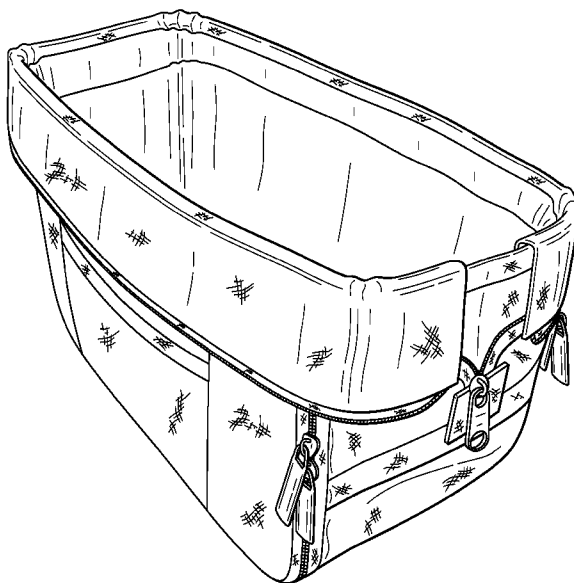


FIG. 1

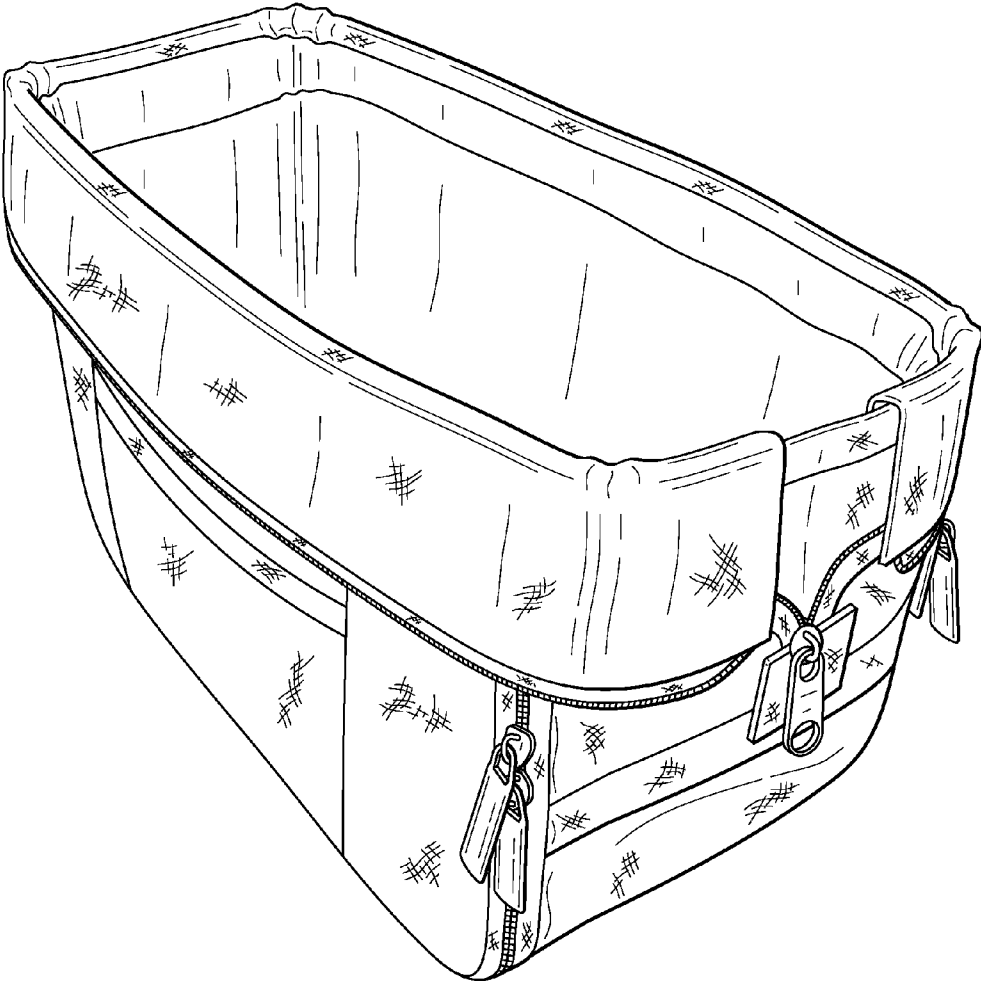


FIG. 2

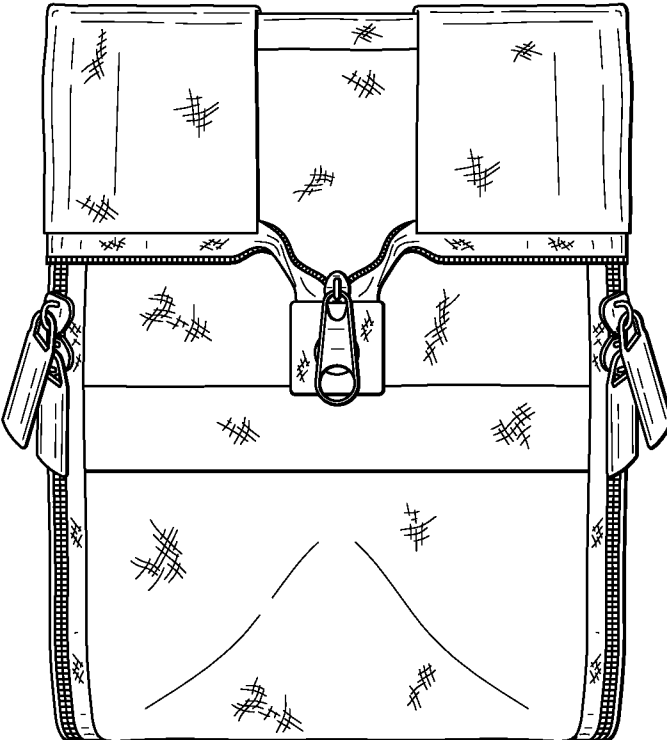


FIG. 3

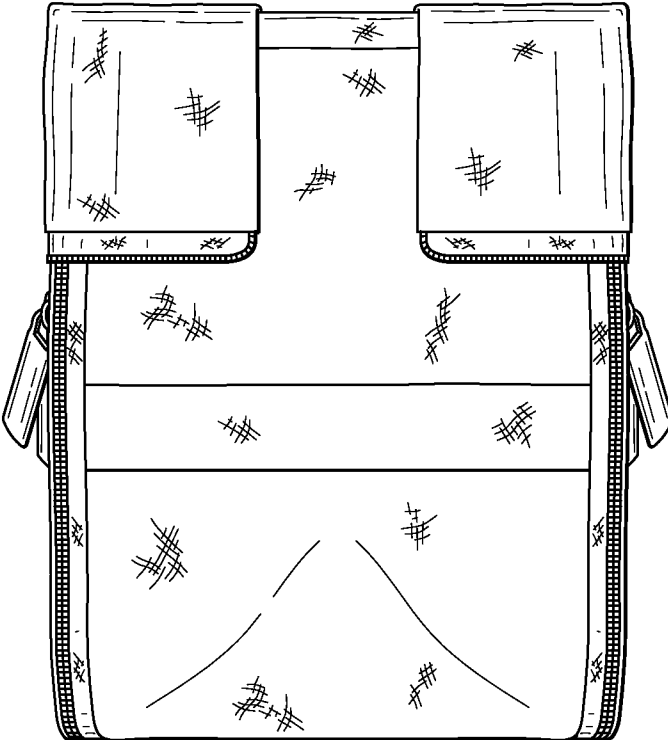


FIG. 4

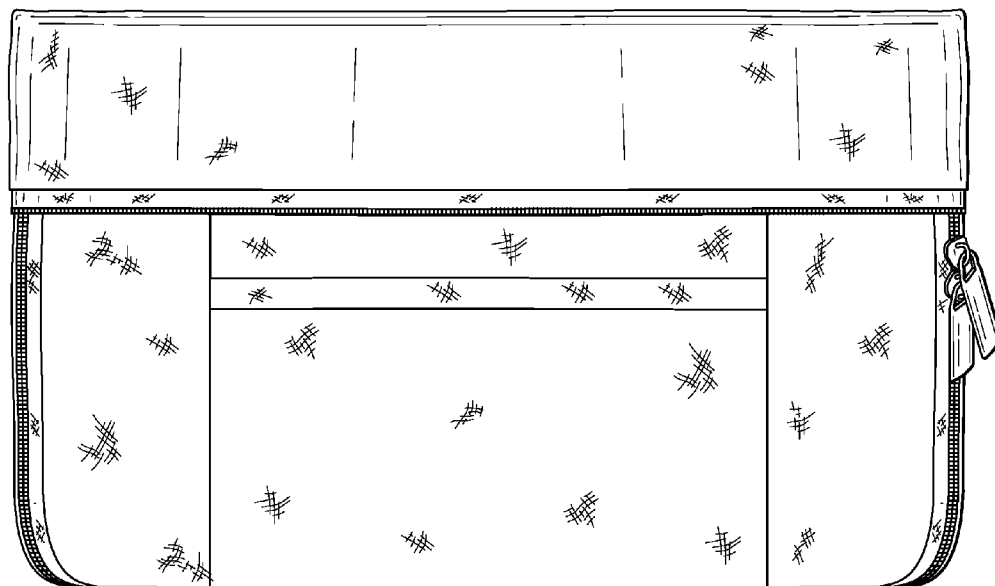


FIG. 5



FIG. 6

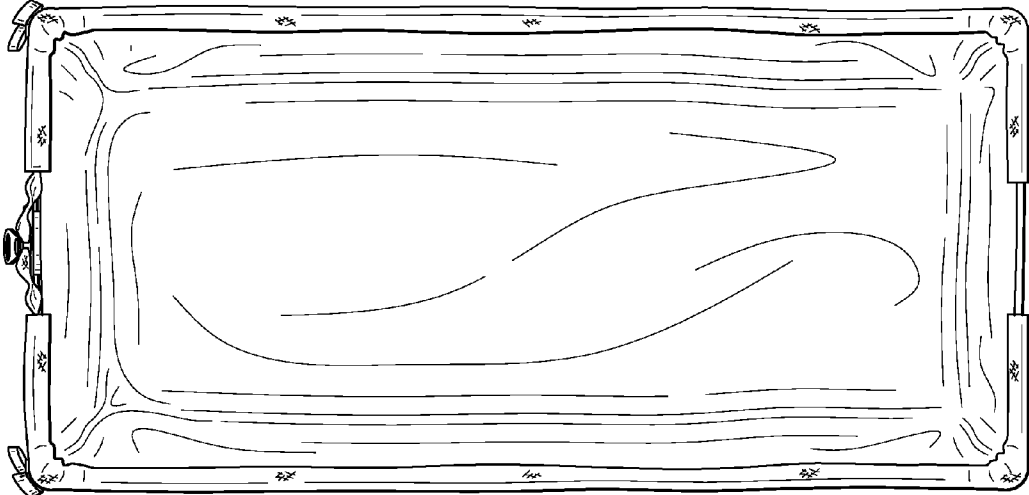


FIG. 7




FIG. 8

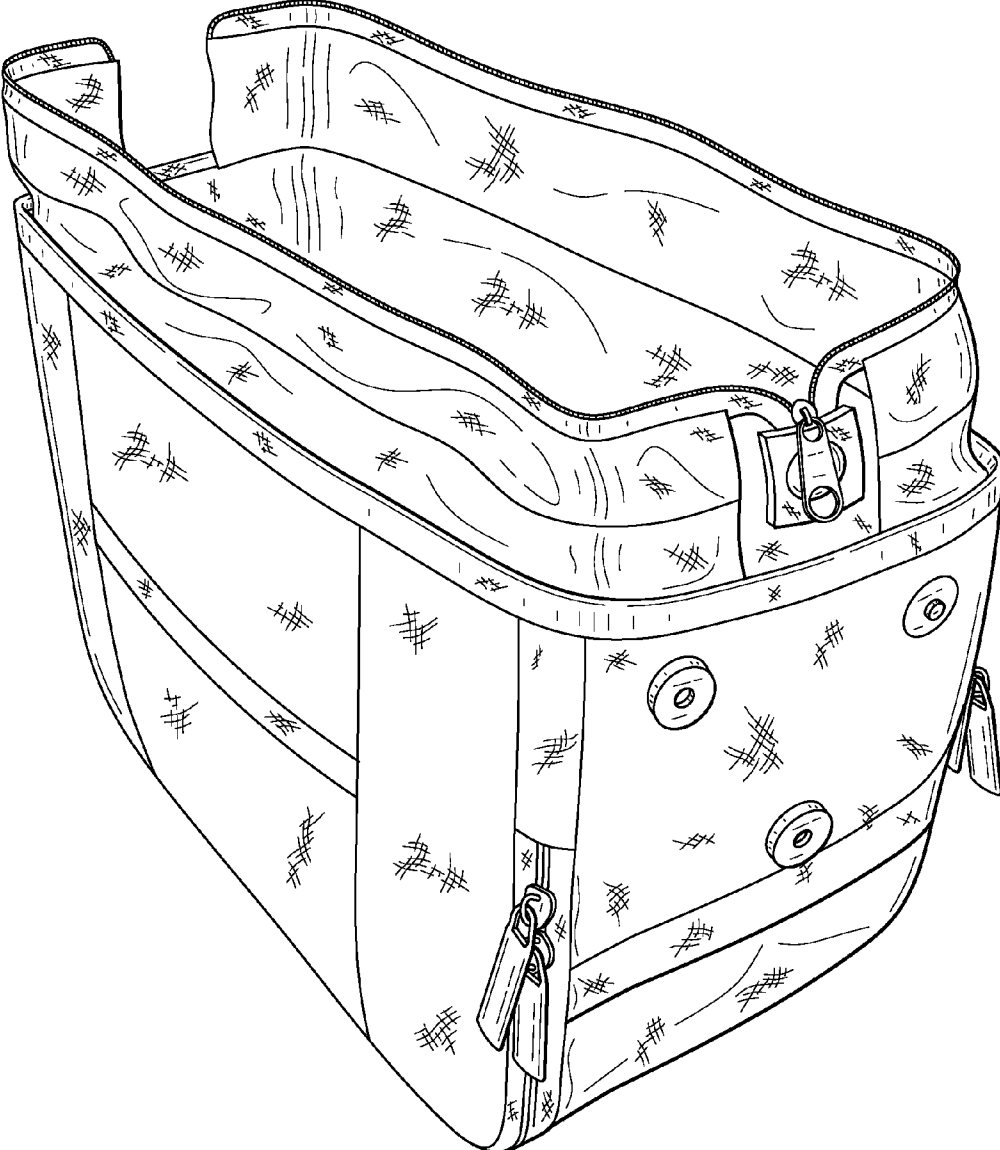


FIG. 9



FIG. 10

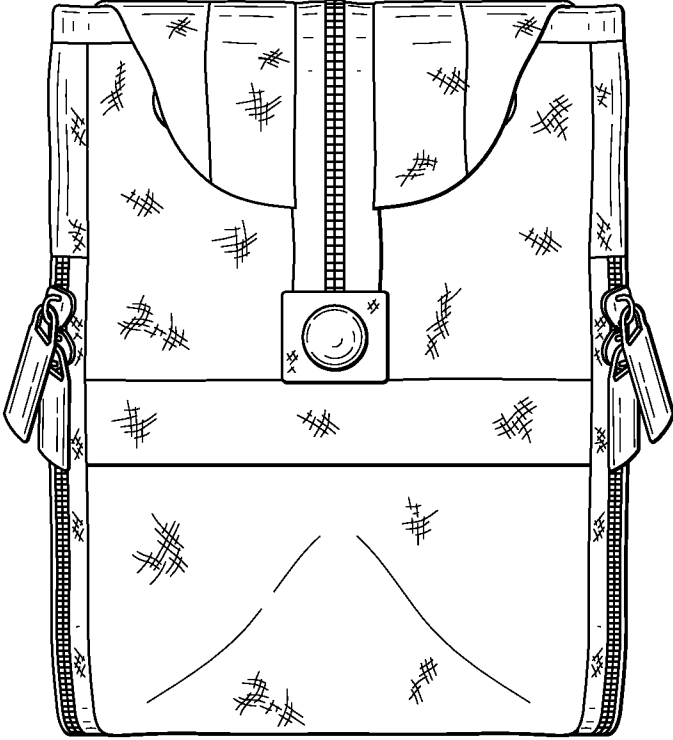


FIG. 11

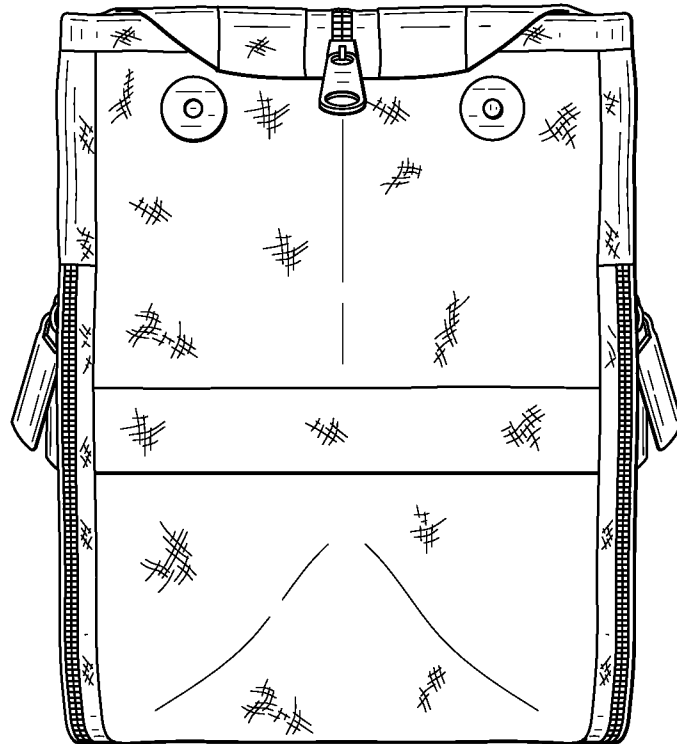


FIG. 12




FIG. 13




FIG. 14

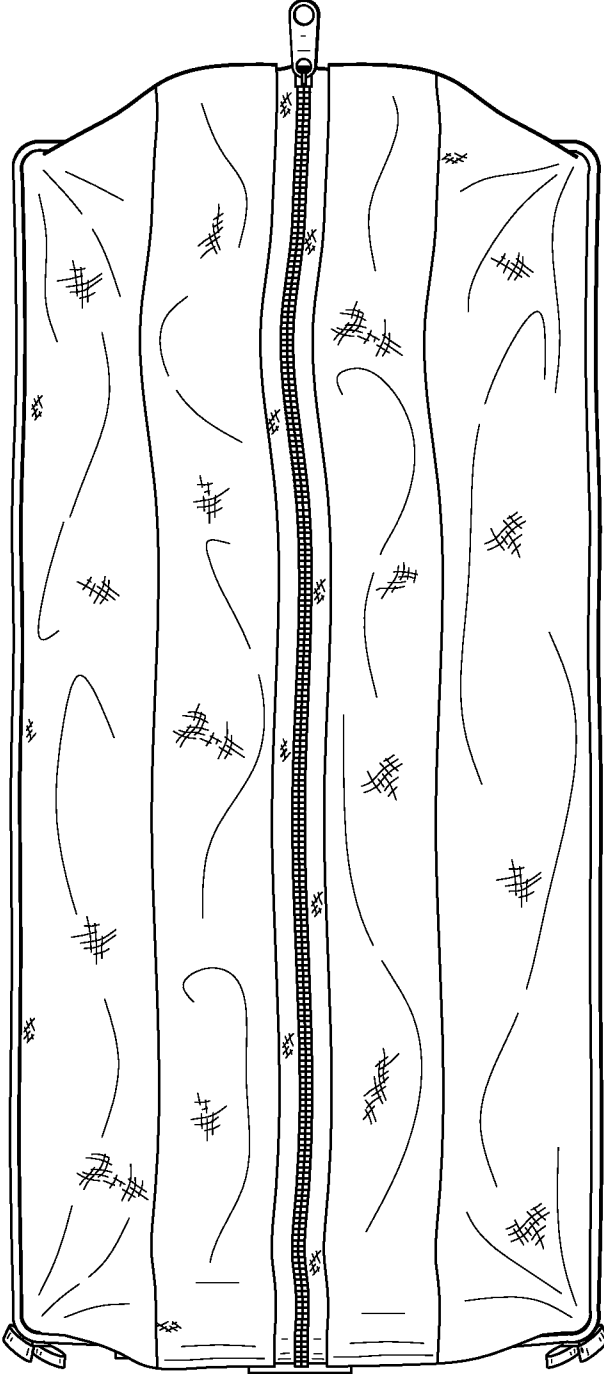


FIG. 15

