



US00D629596S

(12) **United States Design Patent**
Ng

(10) **Patent No.:** **US D629,596 S**

(45) **Date of Patent:** **** Dec. 28, 2010**

(54) **FOOTWEAR UPPER**

D598,642 S * 8/2009 Plumert D2/976

(75) Inventor: **Natalie Ng**, Santa Barbara, CA (US)

(73) Assignee: **Deckers Outdoor Corporation**, Goleta, CA (US)

(**) Term: **14 Years**

(21) Appl. No.: **29/346,764**

(22) Filed: **Nov. 5, 2009**

(51) **LOC (9) Cl.** **02-99**

(52) **U.S. Cl.** **D2/970**

(58) **Field of Classification Search** D2/897,
D2/901, 904, 909-912, 946, 970-978; 36/45,
36/50.1, 83, 113, 114, 127, 134, 136, 1.7 R,
36/47.3

See application file for complete search history.

(56) **References Cited**

U.S. PATENT DOCUMENTS

- D139,147 S * 10/1944 Britton D2/910
- D146,929 S * 6/1947 Silver D2/910
- D166,945 S * 6/1952 Bingham D2/911
- D227,197 S * 6/1973 Fukuoka D2/910
- D269,049 S * 5/1983 De Bertoldi D2/910
- D410,322 S * 6/1999 Davidowitz et al. D2/910
- D482,190 S * 11/2003 Belley et al. D2/970
- D556,996 S * 12/2007 Belley et al. D2/970
- D572,894 S * 7/2008 Le D2/970
- D584,039 S * 1/2009 Horne et al. D2/970

OTHER PUBLICATIONS

UGG Australia, model name Cove, Fall 2007.
Various Models; On sale or in public use at least as early as Oct. 29, 2008.

UGG Australia, model name Suburb Crochet Tall, Nov. 10, 2008.

* cited by examiner

Primary Examiner—Robert M Spear

Assistant Examiner—Rashida C McCoy

(74) *Attorney, Agent, or Firm*—Greer, Burns & Crain, Ltd.

(57) **CLAIM**

The ornamental design for a footwear upper, as shown and described.

DESCRIPTION

FIG. 1 is a perspective view of a footwear upper showing my new design;

FIG. 2 is a side elevational view thereof;

FIG. 3 is an opposite side elevational view thereof;

FIG. 4 is a front elevational view thereof;

FIG. 5 is a rear elevational view thereof;

FIG. 6 is a top plan view thereof; and,

FIG. 7 is a bottom plan view thereof.

The broken lines in FIGS. 1-7 represent portions of the footwear that form no part of the claimed design. The broken line which defines the bounds of the claimed design forms no part thereof.

1 Claim, 5 Drawing Sheets



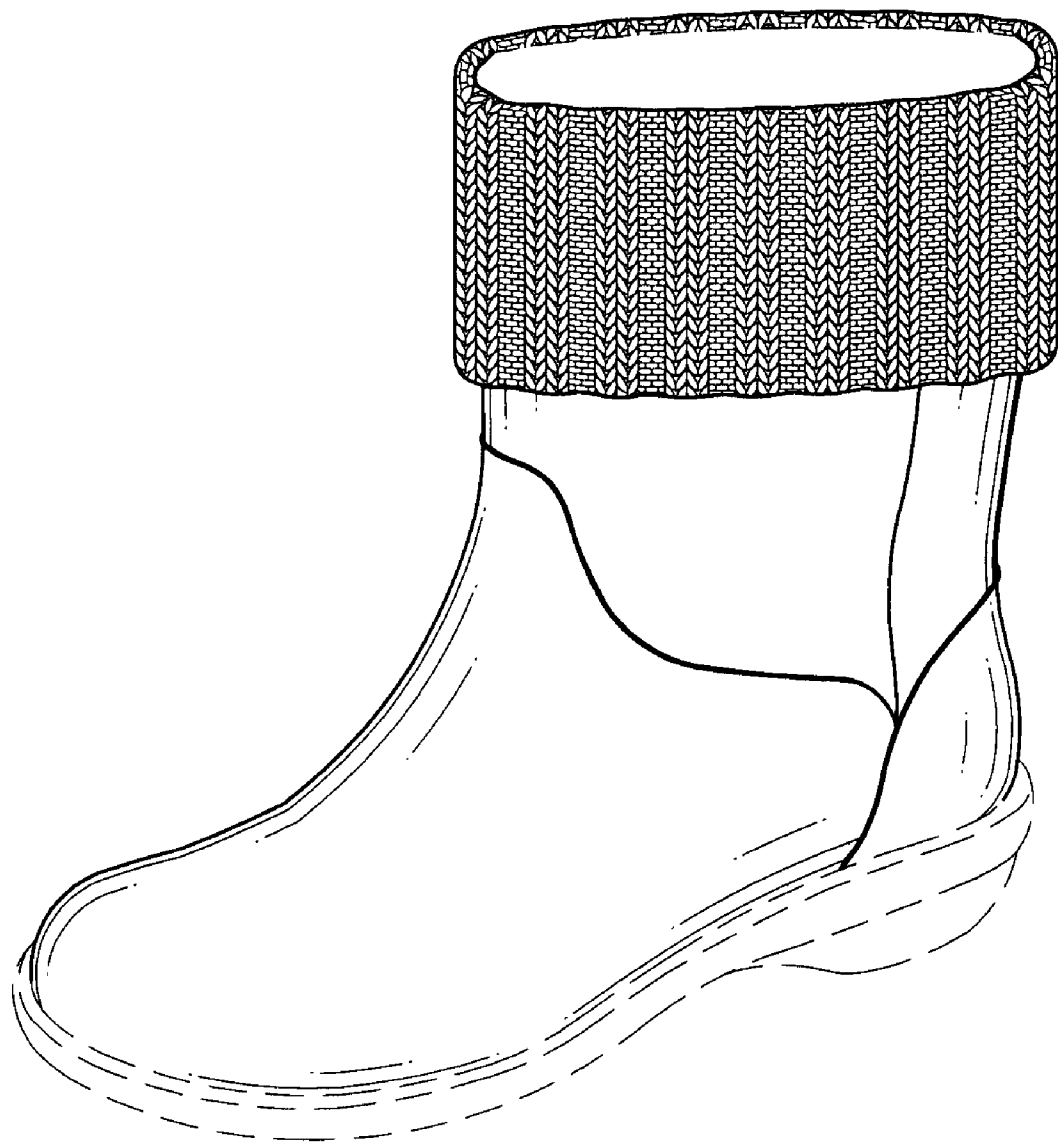


FIG. 1

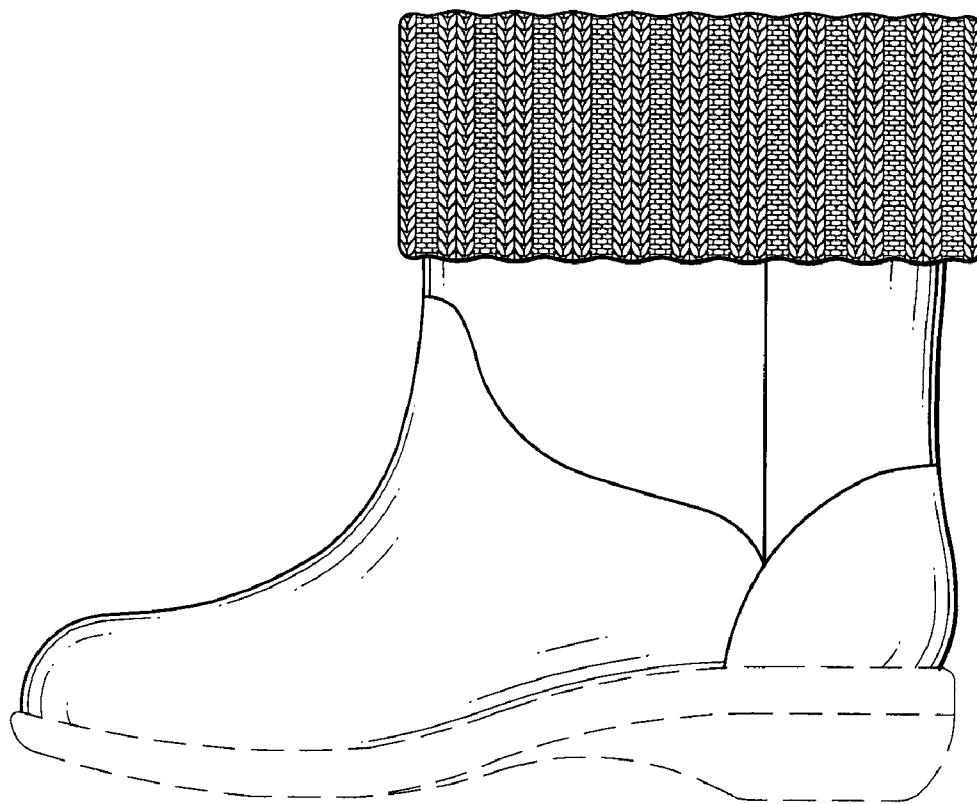


FIG. 2

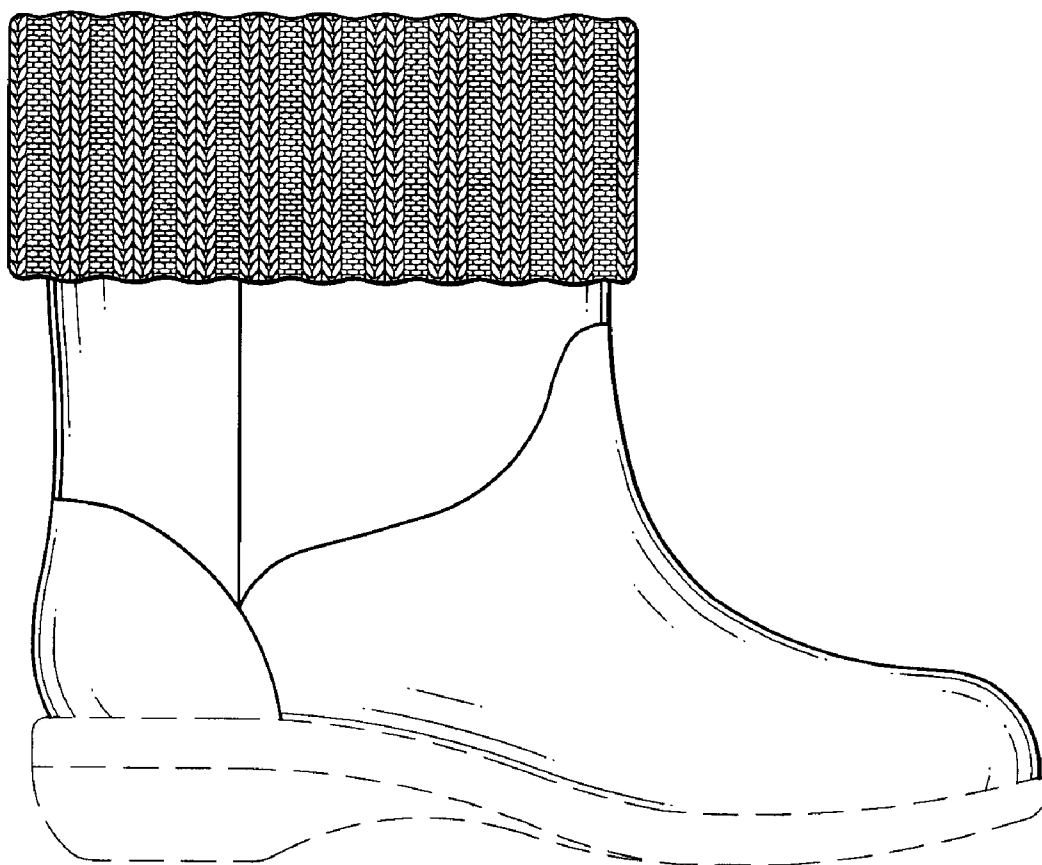


FIG. 3

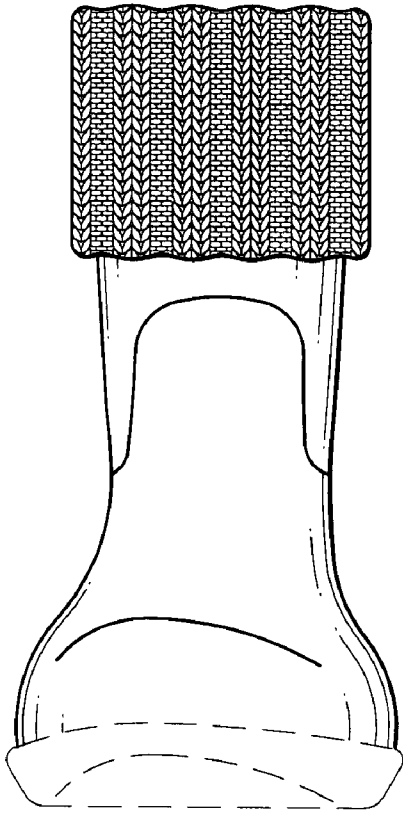


FIG. 4

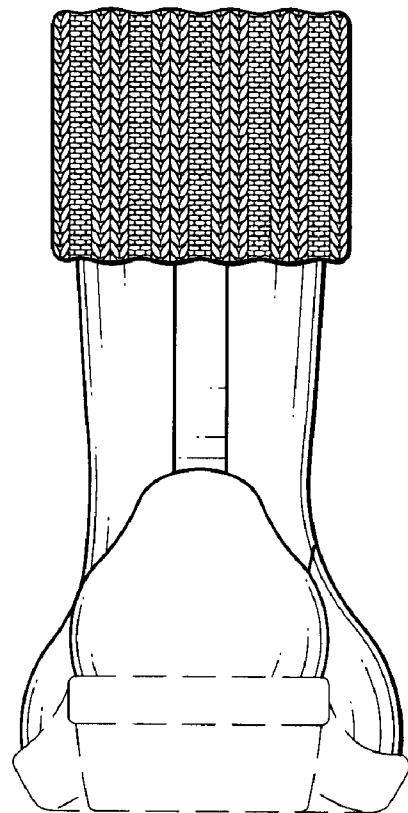


FIG. 5

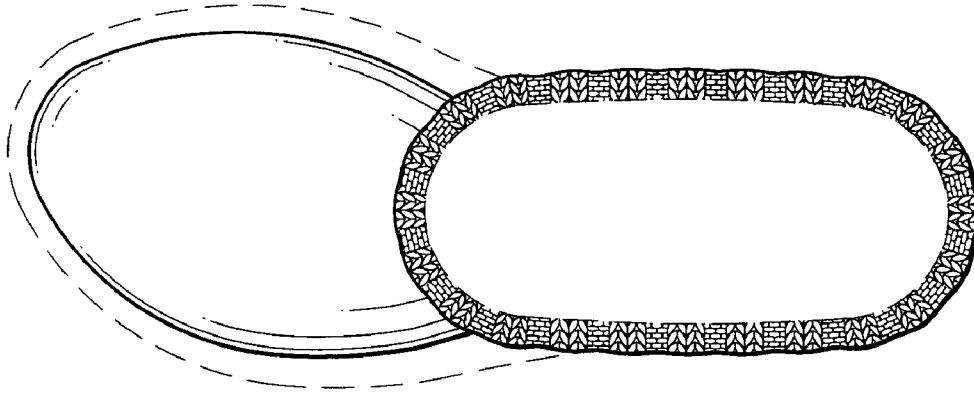


FIG. 6

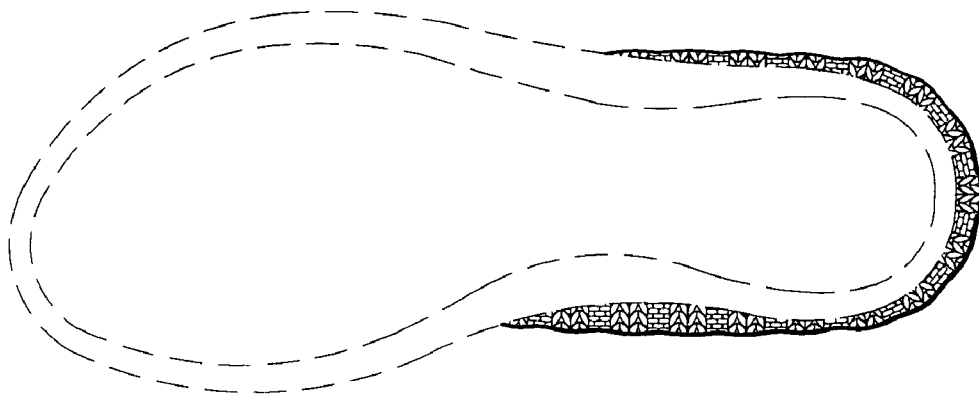


FIG. 7