

(No Model.)

F. C. CANFIELD.
PEN REST.

No. 575,458.

Patented Jan. 19, 1897.

Fig:1.

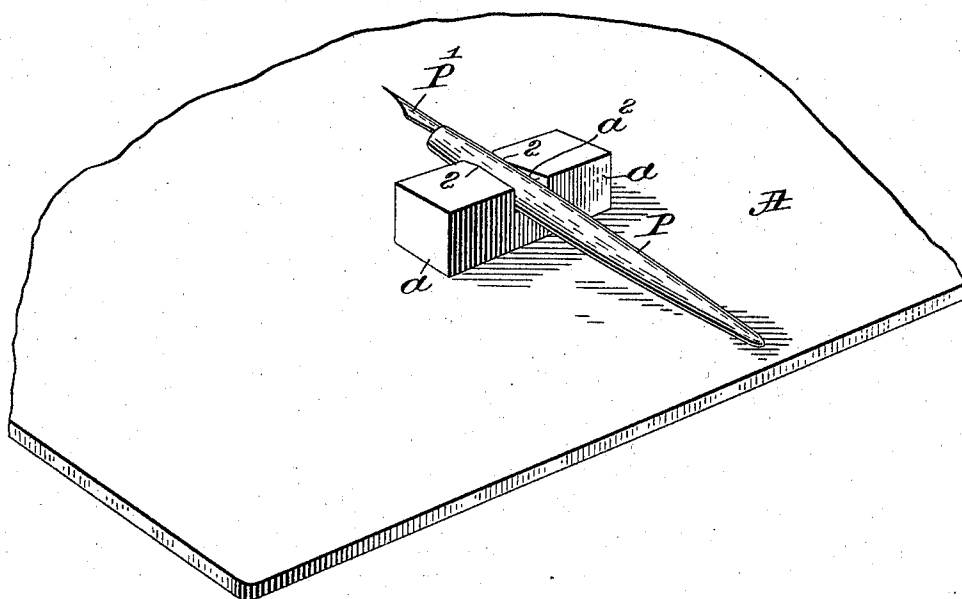


Fig:2.

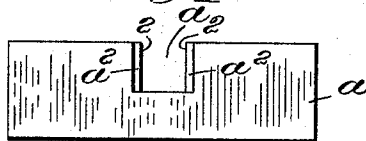
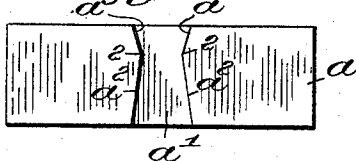


Fig:3.



witnesses.

Frederick C. Canfield.

Thomas J. Drummond.

Inventor.

Frederick C. Canfield.

by Lewis J. Gentry.

attys.

UNITED STATES PATENT OFFICE.

FREDERICK C. CANFIELD, OF FALL RIVER, MASSACHUSETTS.

PEN-REST.

SPECIFICATION forming part of Letters Patent No. 575,458, dated January 19, 1897.

Application filed November 16, 1896. Serial No. 612,199. (No model.)

To all whom it may concern:

Be it known that I, FREDERICK C. CANFIELD, of Fall River, county of Bristol, State of Massachusetts, have invented an Improvement in Pen-Rests, of which the following description, in connection with the accompanying drawings, is a specification, like letters and figures on the drawings representing like parts.

This invention has for its object the production of a simple and effective pen-rest for office use, whereby a pen when not in use is conveniently held with the nib out of contact with surrounding objects, the rest being movable from place and of such construction that it will rest on a sloping desk without sliding or marring the surface.

Figure 1 is a perspective view of a pen-rest embodying my invention in use on a desk with a penholder held thereby. Fig. 2 is an enlarged front elevation of the rest, and Fig. 3 is a top or plan view thereof.

I prefer to make the pen-rest of soft molded rubber, having a body *a* of suitable shape, the flat bottom of which rests on the surface of the desk *A*, Fig. 1, the texture of the rubber preventing the rest from slipping about or marring the desk.

In the top of the body a recess *a'* is made, the sides *a''* thereof converging to about the point 2, and preferably slightly flaring or being beveled therefrom, as at *a'''*, Fig. 3.

After using a pen, and particularly a fountain-pen, the ink is very liable to get upon the desk or table when the pen is laid down, blotting papers and soiling the desk and fingers. This is prevented if the pen holder or handle is supported in an inclined position with the pen proper elevated, and my novel pen-rest affords a convenient device for so supporting and retaining the holder from rolling about.

Referring to Fig. 1, the penhandle *P* is laid into the recess *a'* with the pen *P'* projecting

beyond the body of the rest, as shown, the convergence of the walls of the recess serving to yieldingly clasp the holder and prevent its accidental removal. The widening of the mouth of the recess aids in inserting the penholder in the rest.

It will be obvious that the pen-rest can be moved about as is most convenient. Its weight is sufficient to hold it in place without sliding about, the material of the rest also assisting, and the desk or table will not be marred by its use. By its use a pen is always maintained in position easy to pick up, and it cannot roll or slide about when laid down, so that blots and stains are prevented.

The shape of the rest may be varied without departing from my invention, and the receiving-recess may be made different in cross-section to suit various styles of penholders, if desired.

Having fully described my invention, what I claim, and desire to secure by Letters Patent, is—

1. As a new article of manufacture, a pen-rest comprising a body portion having an integral soft under surface or base, and having in its top a transverse recess the walls of which diverge from a point between its ends to receive the handle or holder of a pen, substantially as described.

2. As a new article of manufacture, a portable pen-rest comprising a body portion having a transverse recess in its top, the sides of the recess being laterally yielding, and converging from their ends to an intermediate point to receive and grasp the holder or handle of a pen, substantially as described.

In testimony whereof I have signed my name to this specification in the presence of two subscribing witnesses.

FREDERICK C. CANFIELD.

Witnesses:

FELIX CRANKSHAW,
CHAS. S. CANFIELD.