

[54] **BOTTLE**
 [75] **Inventor: Roy N. Krohn, York, Pa.**
 [73] **Assignee: Sonoco Products Company, Hartsville, S.C.**
 [**] **Term: 14 Years**
 [21] **Appl. No.: 792,698**
 [22] **Filed: Oct. 29, 1985**
 [52] **U.S. Cl. D9/399; D9/355; D9/390; D9/395**
 [58] **Field of Search D9/349, 355, 352, 370, D9/399, 385, 390, 393, 394, 397, 404, 406, 410, 411, 395**

[56] **References Cited**
U.S. PATENT DOCUMENTS
 2,862 1/1868 Hauck .
 5,047 9/1872 Evenden .
 16,520 1/1886 Davids .
 22,167 1/1893 Beach .
 22,423 5/1893 Hofmann et al. .
 25,097 1/1896 MaCarthy .
 D. 63,240 11/1923 Root .
 D. 94,153 12/1934 Levine .
 D. 100,323 7/1936 Fuerst .
 D. 104,656 5/1937 Fuerst et al. .
 D. 109,311 4/1938 Calleson et al. .
 D. 109,331 4/1938 McManus et al. .
 D. 111,959 11/1938 Deible .
 D. 132,128 4/1942 Lundy .
 D. 170,255 8/1953 Dallas .
 D. 184,966 4/1959 Slater .
 D. 187,399 3/1960 Campbell .
 D. 192,453 3/1962 Wilhelm .
 D. 196,613 10/1963 Platte .
 D. 201,999 8/1965 Rau D9/351
 D. 209,866 1/1968 Lyon .
 D. 213,172 1/1969 Muller .
 D. 214,427 6/1969 Kassin .

D. 217,230 4/1970 Kissig .
 D. 223,019 2/1972 Strand .
 D. 224,646 8/1972 Vollquartz .
 D. 229,891 1/1974 Barrash .
 D. 230,470 2/1974 Frohn .
 D. 233,828 12/1974 Leary .
 D. 235,312 6/1975 Kretz .
 D. 238,754 2/1976 Frahm et al. .
 D. 241,715 10/1976 Plummer .
 D. 242,987 1/1977 Weckman .
 D. 243,229 2/1977 McDonald .
 D. 245,068 7/1977 Ruriani .
 D. 248,835 8/1978 Korsmeyer D9/355
 D. 255,544 6/1980 Humphries D9/352
 D. 272,888 3/1984 Wells D9/352
 D. 282,050 1/1986 Beaver et al. .
 D. 282,632 2/1986 Beaver et al. D9/349
 D. 282,638 2/1986 Beaver et al. D9/349 X
 D. 282,640 2/1986 Beaver et al. .
 D. 282,641 2/1986 Beaver et al. .
 D. 287,337 12/1986 Nickel D9/349
 D. 288,532 3/1987 Prince et al. D9/401
 3,039,648 6/1962 Busch .

Primary Examiner—Bruce W. Dunkins
Attorney, Agent, or Firm—Laubscher & Laubscher

[57] **CLAIM**

The ornamental design for a bottle, as shown and described.

DESCRIPTION

FIG. 1 is a side elevational view of a bottle showing my new design;
 FIG. 2 is side elevational view thereof wherein the bottle has been rotated 90° with respect FIG. 1 and wherein a portion is broken away to more clearly illustrate the bottom;
 FIG. 3 is a top plan view; and
 FIG. 4 is a bottom plan view thereof.
 The two sides of the bottle not shown are mirror images of the respective sides shown in FIGS. 1 and 2.

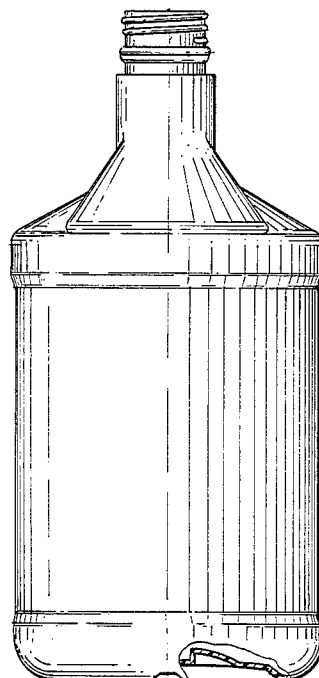


FIG. 1

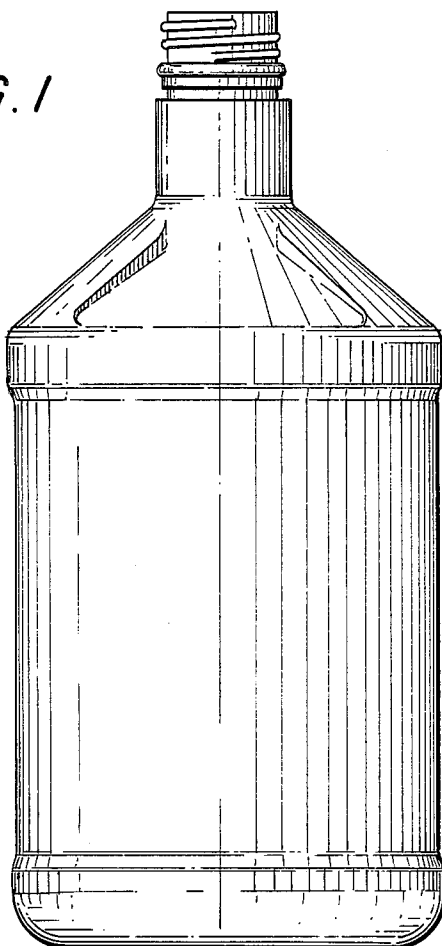


FIG. 3

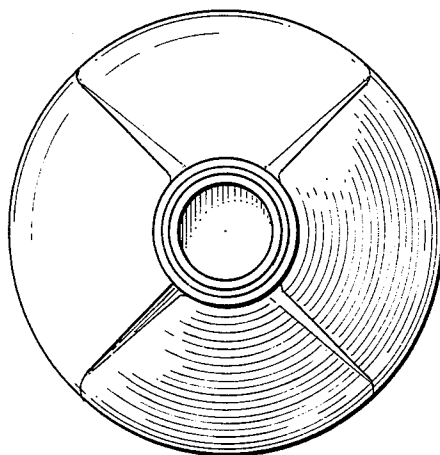


FIG. 2

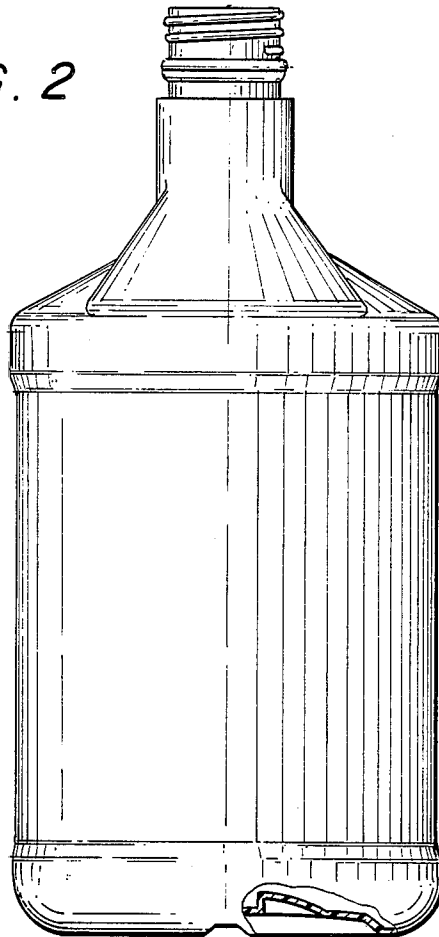


FIG. 4

