

[54] **HEAD REST FOR A BACK MASSAGING CUSHION**

[75] Inventor: Ernest R. Zeiss, Lombard, Ill.

[73] Assignee: Associated Mills, Inc., Chicago, Ill.

[**] Term: 14 Years

[21] Appl. No.: 706,194

[22] Filed: July 19, 1976

[51] Int. Cl. D24-04

[52] U.S. Cl. D24/64

[58] Field of Search D6/5, 12, 22, 26, 38, D6/66, 74, 200-204; D28/20; D34/43; 4/159; 5/345 R; 128/362, 399, 33; 272/94; 297/391, 397, 403

[56] **References Cited**

U.S. PATENT DOCUMENTS

D. 216,689 3/1970 Isogai D6/200

OTHER PUBLICATIONS

Montgomery Ward Spring & Summer, 1974 Cat., Balto, ed., ©1974, p. 448, item, "Neck Attachment".
Sears Spring & Summer 1975 Cat., ©1975, ed. 250A, item No. 1, "Neck Attachment"(Contoured Headrest).

Primary Examiner—Joel Stearman

Assistant Examiner—J. Corrigan

Attorney, Agent, or Firm—George B. Newitt

[57] **CLAIM**

The ornamental design for a head rest for a back massaging cushion, as shown and described.

DESCRIPTION

FIG. 1 is a perspective view of a headrest for a back massaging cushion showing my new design; FIG. 2 is a right side elevational view with the strap shown as broken away for convenience of illustration, the left side being substantially a mirror image thereof; FIG. 3 is a front elevational view thereof; FIG. 4 is a top plan view thereof, the bottom plan view being substantially identical thereto; and FIG. 5 is a rear elevational view thereof.

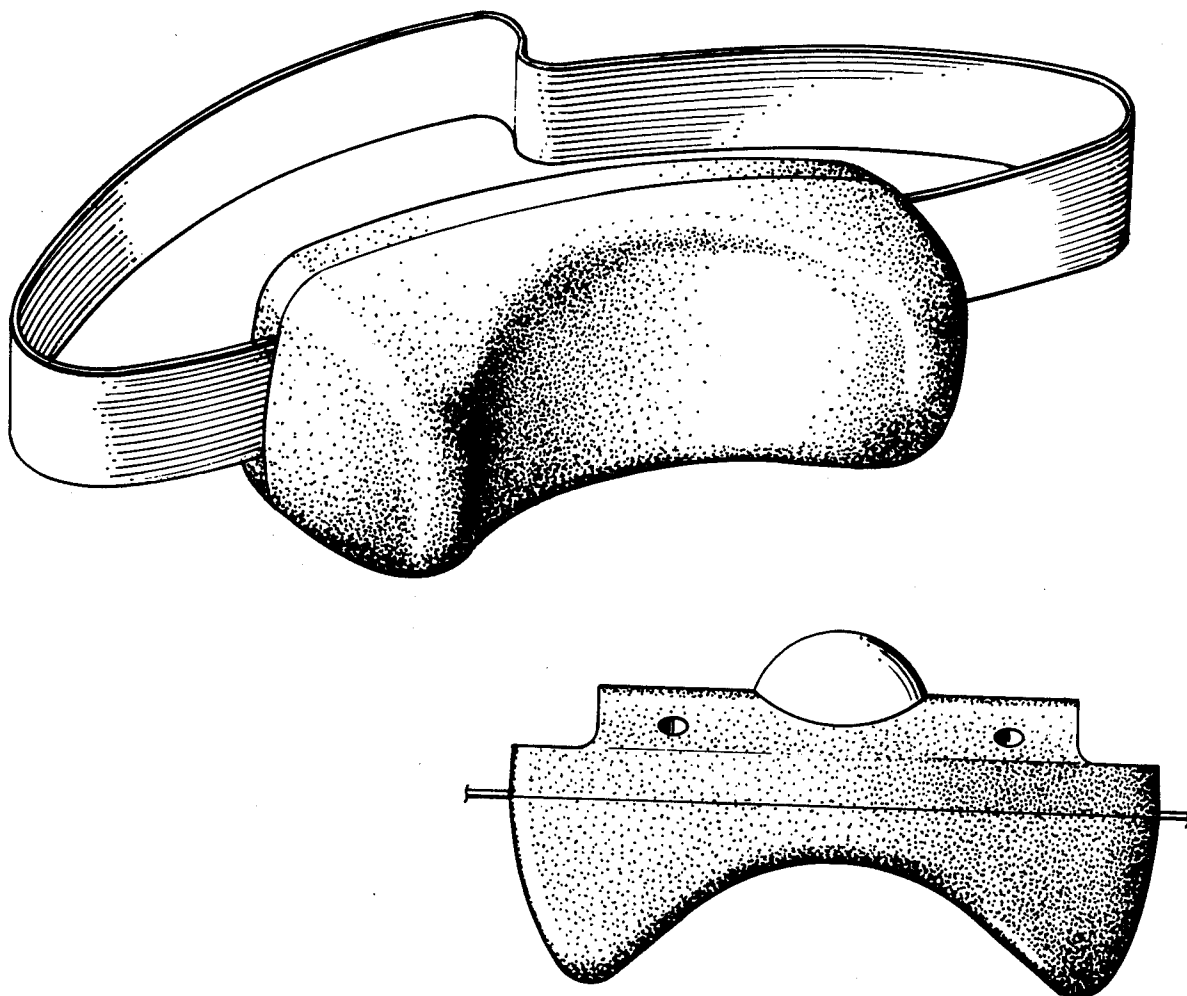


Fig. 1

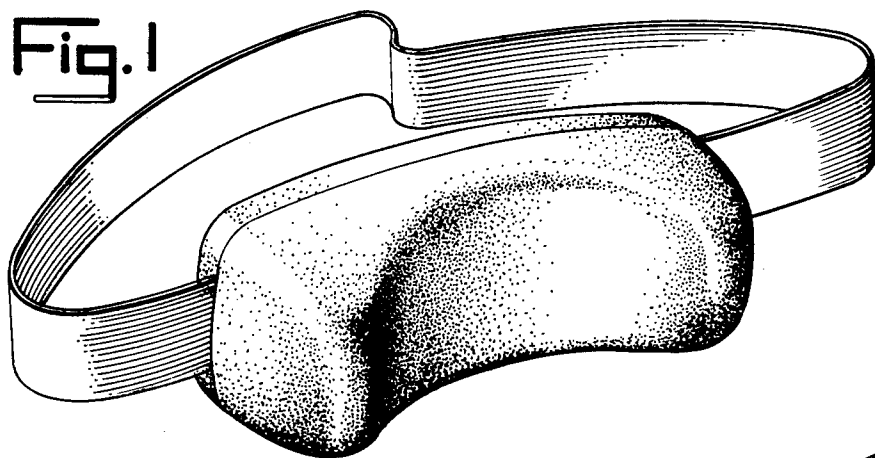


Fig. 2

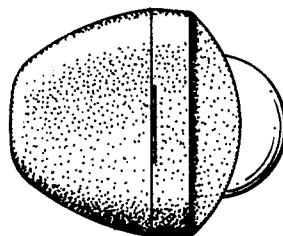


Fig. 3

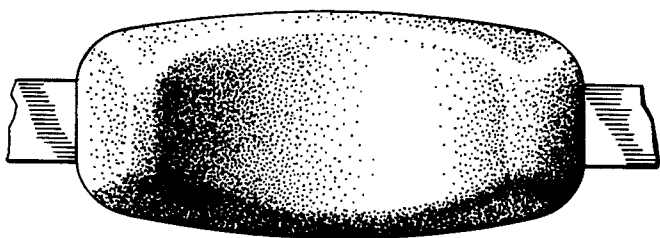


Fig. 5

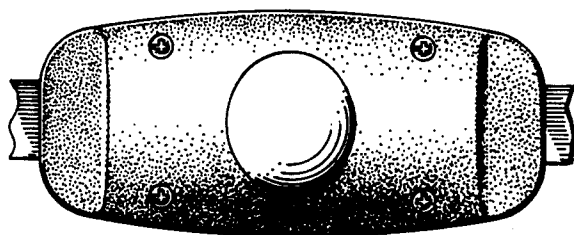


Fig. 4

