



US00D650825S

(12) **United States Design Patent**
Yee et al.

(10) **Patent No.:** US D650,825 S

(45) **Date of Patent:** ** Dec. 20, 2011

(54) **EYEGLASS AND EYEGLASS COMPONENT**

(75) Inventors: **Peter Yee**, Irvine, CA (US); **Lek Thixton**, Orcas, WA (US); **Steve Ogren**, Yorba Linda, CA (US); **Ryan Anthony Calilung**, Irvine, CA (US)

(73) Assignee: **Oakley, Inc.**, Foothill Ranch, CA (US)

(**) Term: **14 Years**

(21) Appl. No.: **29/348,768**

(22) Filed: **Feb. 5, 2010**

(51) **LOC (9) Cl.** **16-06**

(52) **U.S. Cl.** **D16/326; D16/325; D16/335**

(58) **Field of Classification Search** D16/101, D16/300-342, 900; D29/109-110; D24/110.2; 351/41, 44, 51-52, 62, 158, 92, 103-123, 351/140, 153, 45-46; 2/426-432, 447-449, 2/441, 434-437, 13, 15; D21/483, 659-661
See application file for complete search history.

(56) **References Cited**

U.S. PATENT DOCUMENTS

D210,418 S	3/1968	Bloch et al.
5,080,476 A	1/1992	Monin
5,231,429 A	7/1993	Kanda
5,359,370 A	10/1994	Mugnier
5,555,037 A	9/1996	Canavan
D399,238 S	10/1998	Simioni
D407,099 S	3/1999	Wang
6,231,181 B1	5/2001	Swab
6,336,250 B1	1/2002	Takeda et al.
D534,573 S	1/2007	Mage
D539,831 S	4/2007	Hsu
D539,833 S	4/2007	Chuang
D540,370 S	4/2007	Sheldon
D545,348 S	6/2007	Chen
D549,268 S	8/2007	Daems et al.
D549,764 S	8/2007	Teng
D558,816 S	1/2008	Yee

D561,811 S	2/2008	Fox et al.	
D561,813 S	2/2008	Baden et al.	
D564,570 S *	3/2008	Mage	D16/325
D564,572 S	3/2008	Yee et al.	
D572,747 S *	7/2008	Baden et al.	D16/326
D572,749 S	7/2008	Yee	
D575,323 S *	8/2008	Jannard et al.	D16/326
D585,928 S	2/2009	Markovitz	
D586,379 S *	2/2009	Thixton et al.	D16/325
D595,333 S	6/2009	Markovitz et al.	
D606,113 S	12/2009	Daems et al.	
D616,015 S *	5/2010	Markovitz et al.	D16/326

(Continued)

OTHER PUBLICATIONS

U.S. Appl. No. 12/614,342, filed Nov. 6, 2009.

(Continued)

Primary Examiner — Raphael Barkai

(74) *Attorney, Agent, or Firm* — Knobbe Martens Olson & Bear, LLP

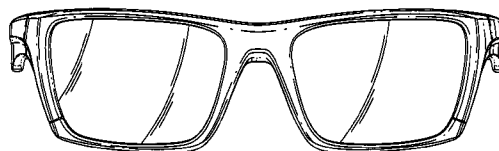
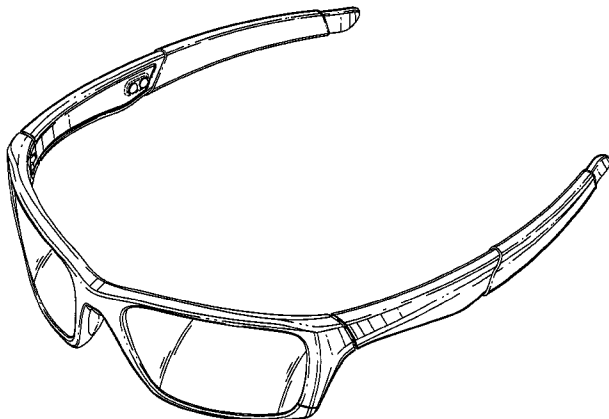
(57) **CLAIM**

The ornamental design for an eyeglass and eyeglass component, as shown and described.

DESCRIPTION

FIG. 1 is a front perspective view of the eyeglass and the eyeglass component of the present invention; FIG. 2 is a rear perspective view thereof; FIG. 3 is a front elevational view thereof; FIG. 4 is a rear elevational view thereof; FIG. 5 is a left-side elevational view thereof; the right-side elevational view being a mirror image thereof; FIG. 6 is a top plan view thereof; and, FIG. 7 is a bottom plan view thereof. Phantom lining, where utilized, is for illustrative purposes only and is not intended to limit the claimed design to the features shown in phantom.

1 Claim, 6 Drawing Sheets



US D650,825 S

Page 2

U.S. PATENT DOCUMENTS

D623,217 S * 9/2010 Markovitz et al. D16/325
D629,830 S 12/2010 Markovitz et al.
D645,076 S * 9/2011 Markovitz et al. D16/326

OTHER PUBLICATIONS

U.S. Appl. No. 29/312,560, filed Oct. 30, 2008.

U.S. Appl. No. 29/378,709, filed Nov. 8, 2010.
U.S. Appl. No. 29/370,712, filed Aug. 25, 2010.
U.S. Appl. No. 29/315,568, filed Jul. 9, 2009.
U.S. Appl. No. 29/349,366, filed Mar. 26, 2010.
U.S. Appl. No. 29/383,486, filed Jan. 18, 2011.

* cited by examiner

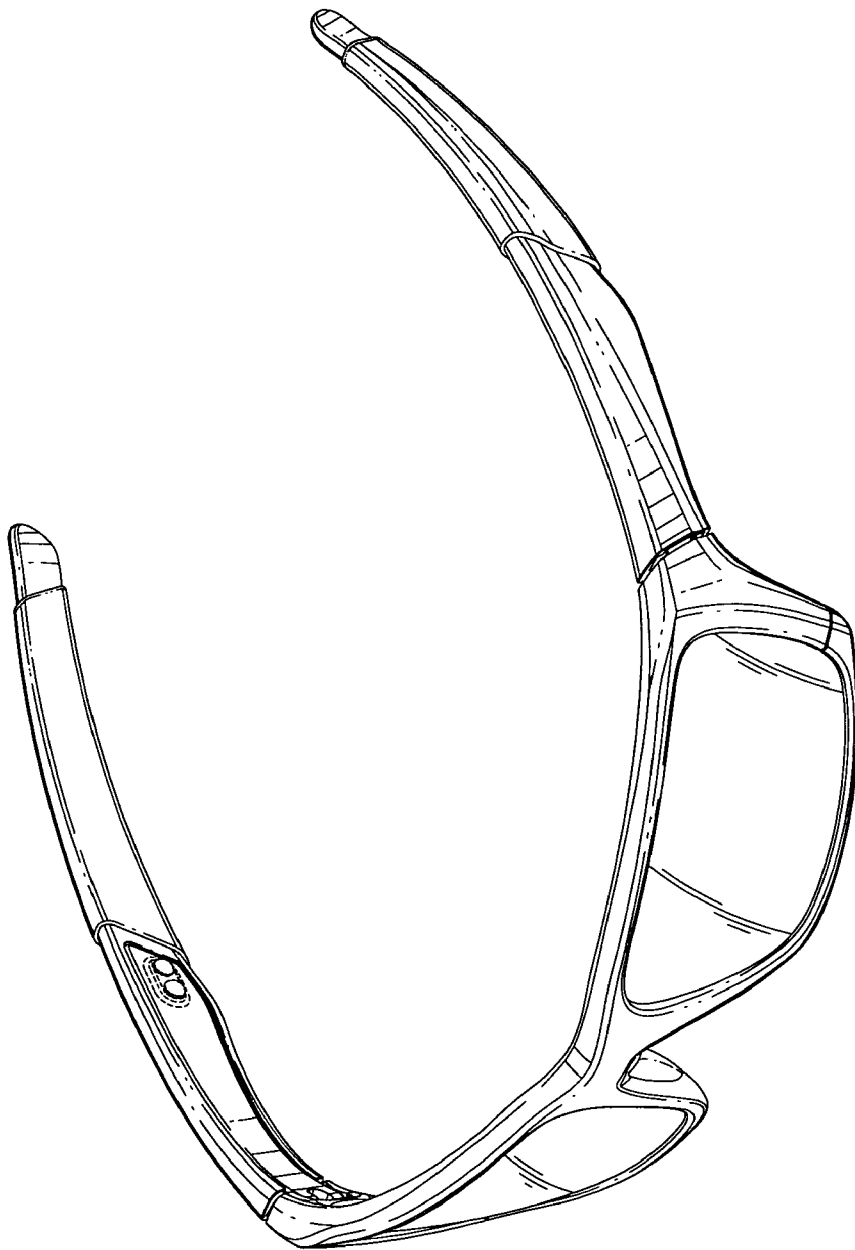


FIG. 1

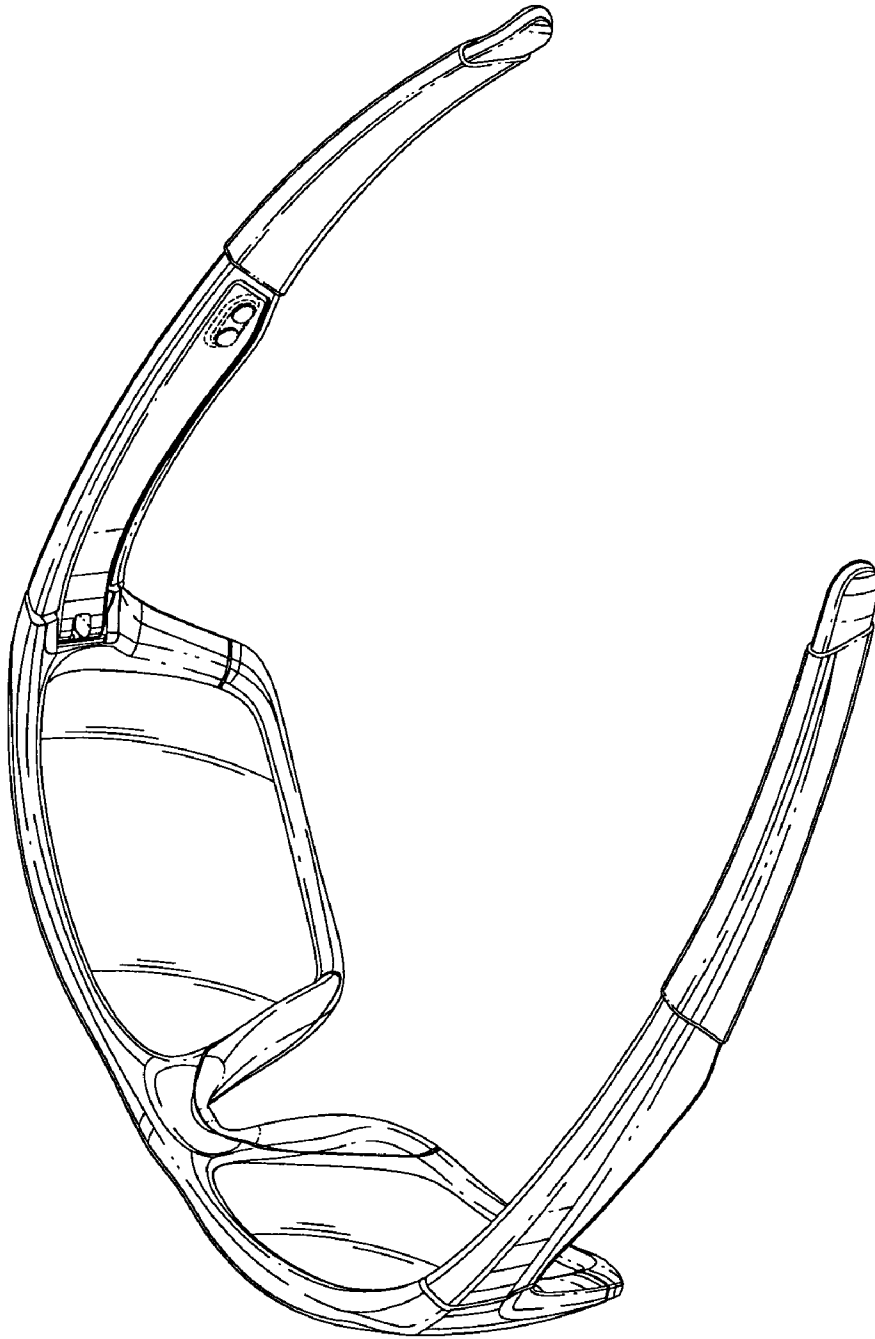


FIG. 2

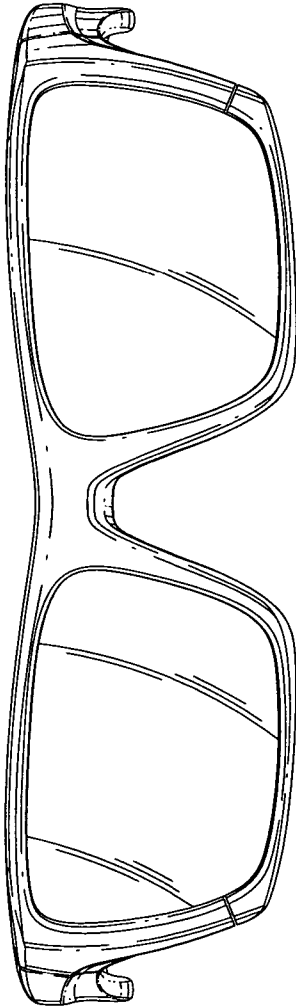


FIG. 3

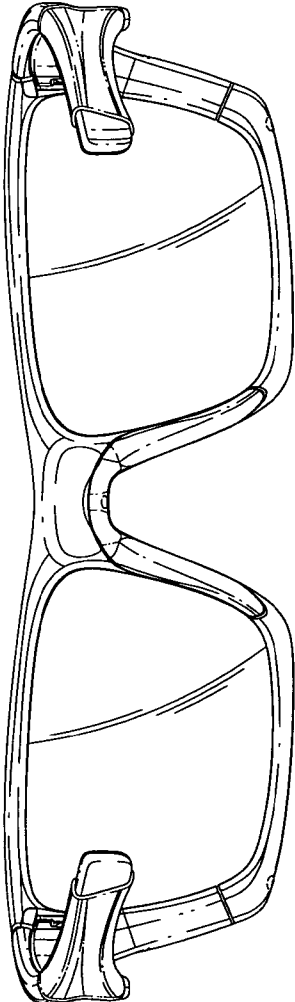


FIG. 4



FIG. 5

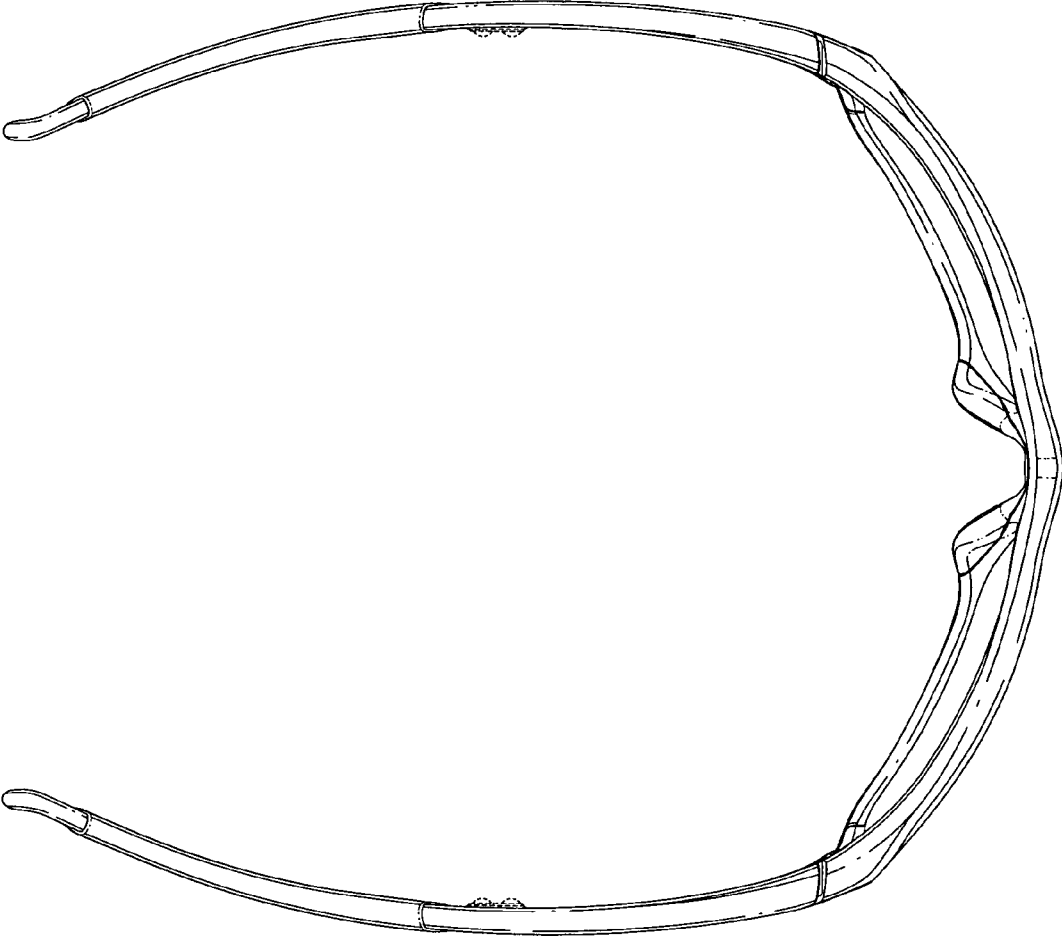


FIG. 6

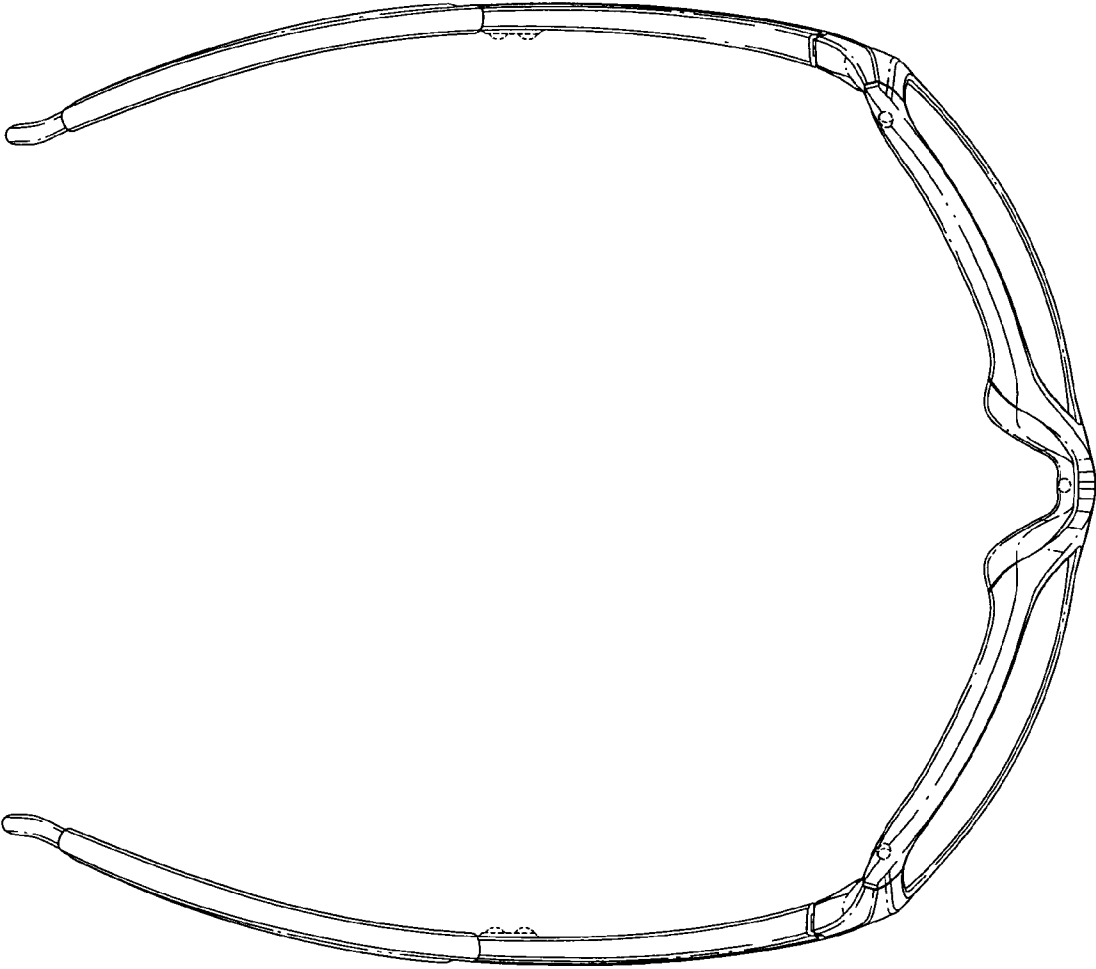


FIG. 7