



US00D342680S

United States Patent [19]

[11] Patent Number: **Des. 342,680**

Pereira et al.

[45] Date of Patent: **** Dec. 28, 1993**

[54] **PUMP SPRAY CONTAINER**

[75] Inventors: **Joseph Pereira**, West Redding;
Kimberly Slavin, Norwalk, both of
Conn.

[73] Assignee: **Clairol, Inc.**, New York, N.Y.

[**] Term: **14 Years**

[21] Appl. No.: **718,158**

[22] Filed: **Jun. 18, 1991**

[52] U.S. Cl. **D9/557; D9/300**

[58] Field of Search **D9/300, 301, 502, 557,**
D9/500, 558, 503, 562; 222/383; 239/333;
215/1 R, 1 C

[56] **References Cited**

U.S. PATENT DOCUMENTS

D. 59,583	11/1921	Green	D9/503
D. 86,306	2/1932	Fuerst	D9/502
D. 98,373	1/1936	Steuer	D9/502
D. 196,942	11/1963	Lilling	D9/557 X
D. 236,802	9/1975	McDonald	D9/558

D. 244,531	5/1977	Klingaman	D9/300 X
D. 245,576	8/1977	Muscatiello et al.	D9/301
D. 322,392	12/1991	Schneider et al.	D9/300
D. 323,455	1/1992	Eichler	D9/558

Primary Examiner—Bernard Ansher
Assistant Examiner—Lucy Lieberman
Attorney, Agent, or Firm—Morton S. Simon

[57] **CLAIM**

The ornamental design for a pump spray container, as shown and described.

DESCRIPTION

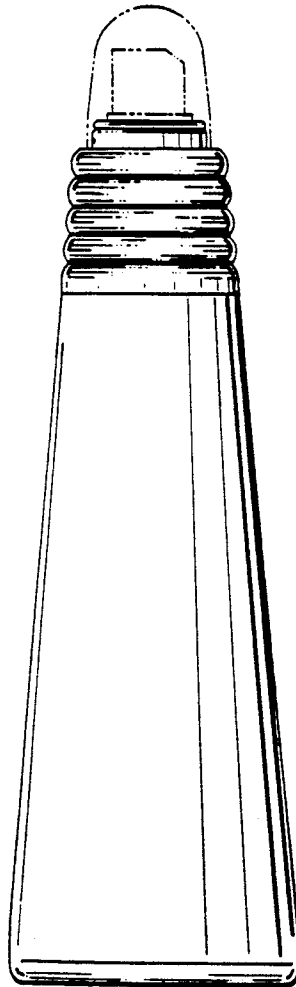
FIG. 1 is a front elevational view of a pump spray container showing our new design, the rear elevation is a mirror image thereof;

FIG. 2 is a right side elevational view, which is a mirror image of the left side view;

FIG. 3 is a top plan view thereof; and,

FIG. 4 is a bottom view thereof.

The broken lines showing a pump dispenser nozzle and an overcap are for illustrative purposes only and form no part of the claimed design.



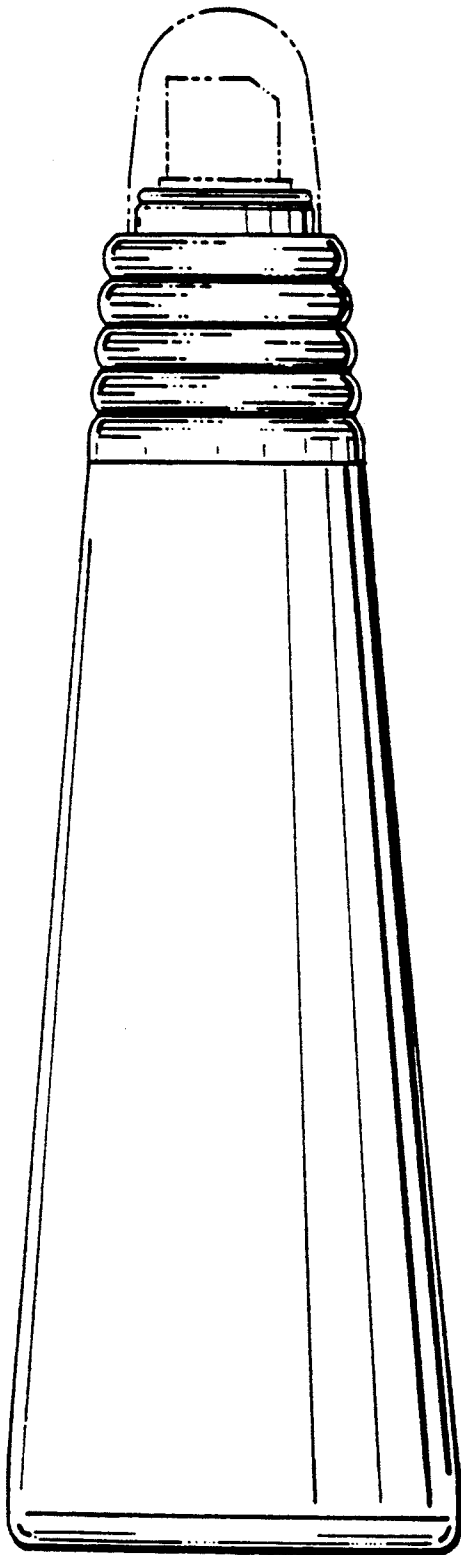


FIG. 1.

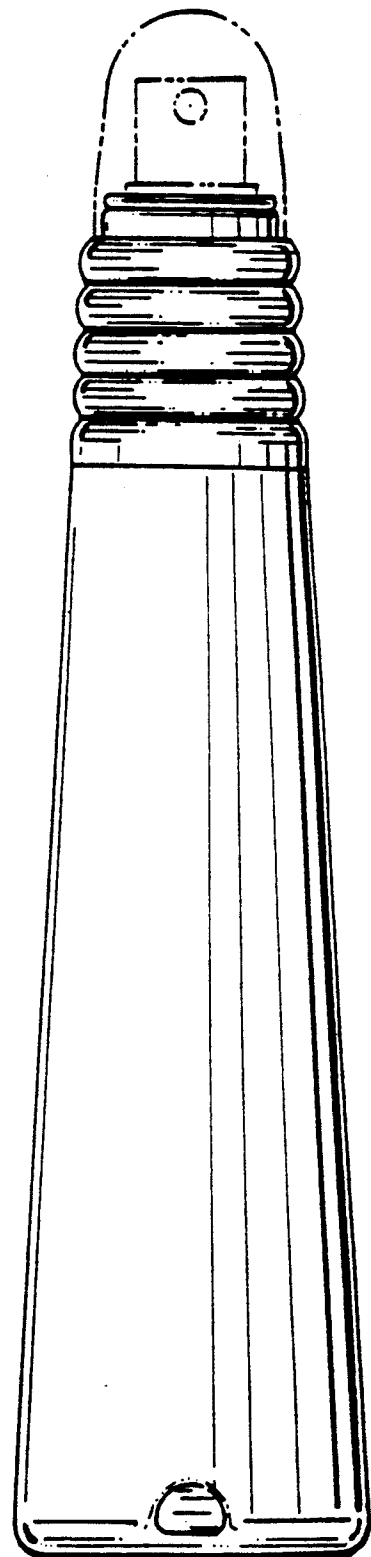


FIG. 2.

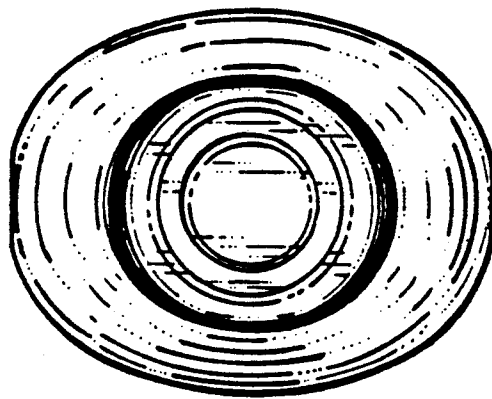


FIG. 3.

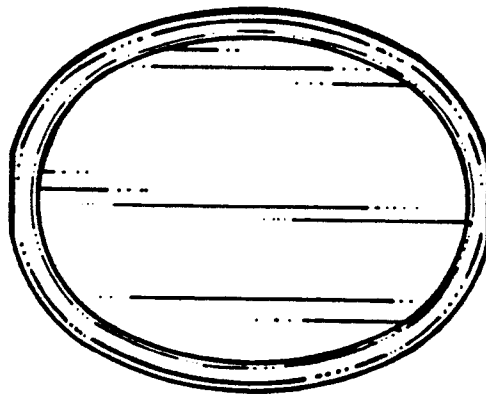


FIG. 4.