



US00D995063S

(12) **United States Design Patent**
Blimel

(10) **Patent No.:** **US D995,063 S**

(45) **Date of Patent:** **** Aug. 15, 2023**

(54) **FOOTWEAR**

(71) Applicant: **ECCO Sko A/S**, Bredebro (DK)

(72) Inventor: **Jakub Blimel**, Flensburg (DE)

(73) Assignee: **ECCO SKO A/S**, Bredebro (DK)

(**) Term: **15 Years**

(21) Appl. No.: **29/737,987**

(22) Filed: **Jun. 12, 2020**

(51) **LOC (14) Cl.** **02-04**

(52) **U.S. Cl.**

USPC **D2/947; D2/960**

(58) **Field of Classification Search**

USPC D2/902, 906, 908, 916, 918, 925,
D2/946-962, 977; 36/3 B, 22 R, 24.5,
36/25 R, 28, 32 R, 34 R, 59 C, 67 A, 103
CPC A43B 13/00; A43B 13/02; A43B 13/023;
A43B 13/026; A43B 13/04; A43B 13/08;
A43B 13/10; A43B 13/12; A43B 13/14;
A43B 13/141; A43B 13/143; A43B
13/16; A43B 13/18; A43B 13/181; A43B
13/187; A43B 13/189; A43B 13/20; A43B
13/22; A43B 13/223; A43B 13/24; A43B
13/28; A43B 13/30; A43B 13/32; A43B
13/34; A43B 13/36

See application file for complete search history.

(56) **References Cited**

U.S. PATENT DOCUMENTS

D268,299 S *	3/1983	Argyropoulos	D2/960
D424,286 S *	5/2000	Berend	D2/951
6,335,392 B1 *	1/2002	Umezawa	C08L 9/00 524/269
D794,293 S *	8/2017	Robusti	D2/947
D794,294 S *	8/2017	Robusti	D2/954
D798,556 S *	10/2017	Sullivan	D2/947
D816,956 S *	5/2018	Sokol	D2/947

D829,420 S *	10/2018	McWee	D2/947
D829,421 S *	10/2018	Pope	D2/947
D829,422 S *	10/2018	Rathburn	D2/947
D829,423 S *	10/2018	Robusti	D2/947
D834,796 S *	12/2018	Pope	D2/947
D834,797 S *	12/2018	Rathburn	D2/947
D834,798 S *	12/2018	Rathburn	D2/947
D834,799 S *	12/2018	Rathburn	D2/947
D838,445 S *	1/2019	Kains	D2/912
D843,699 S *	3/2019	Cin	D2/947
D844,954 S *	4/2019	Sokol	D2/947
D848,126 S *	5/2019	Rhu	D2/947

(Continued)

Primary Examiner — T Chase Nelson

(74) *Attorney, Agent, or Firm* — Finnegan, Henderson, Farabow, Garrett & Dunner LLP

(57) **CLAIM**

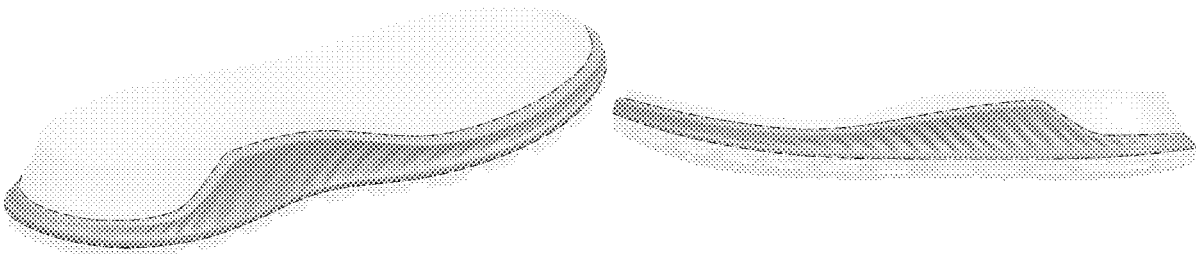
The ornamental design for footwear, as shown and described.

DESCRIPTION

FIG. 1 is a top, rear perspective view of a footwear showing my new design;
FIG. 2 is a bottom, front perspective view thereof;
FIG. 3 is a left side view thereof;
FIG. 4 is a right side view thereof;
FIG. 5 is a rear elevation view thereof;
FIG. 6 is a front elevation view thereof;
FIG. 7 is a top plan view thereof; and,
FIG. 8 is a bottom plan view thereof, and is shown in a lighter contrast than the claimed design in preceding views, indicating that the bottom in its entirety forms no part of the claimed design.

The dot-dash lines illustrate the boundaries of the claimed design and form no part thereof. The lighter contrast portions of the figures outside of the dot-dash lines in FIGS. 1 through 6 and within the dot-dash line in FIG. 7 illustrate portions of the footwear that form no part of the claimed design.

1 Claim, 8 Drawing Sheets



(56)

References Cited

U.S. PATENT DOCUMENTS

D850,078	S	*	6/2019	Lee	D2/947
D876,761	S	*	3/2020	Zhu	D2/947
D881,535	S	*	4/2020	Tæstensen	D2/947
D881,536	S	*	4/2020	Pope	D2/947
D885,020	S	*	5/2020	McWee	D2/947
D891,736	S	*	8/2020	Wira	D2/947
D895,248	S	*	9/2020	Fracassi	D2/947
D901,139	S	*	11/2020	Tæstensen	D2/947
D901,852	S	*	11/2020	Robusti	A43B 13/143
						D2/947
D913,649	S	*	3/2021	Suh	D2/908
D918,550	S	*	5/2021	Amago	D2/947
D919,948	S	*	5/2021	Wira	D2/947
D950,215	S	*	5/2022	Sokol	D2/951
D960,542	S	*	8/2022	Jalbert	D2/947
D961,207	S	*	8/2022	Hernandez Garcilazo	D2/947
D965,265	S	*	10/2022	Kanata	D2/947
D968,055	S	*	11/2022	Gvasalia	D2/910
D968,775	S	*	11/2022	Klug	D2/947
2012/0198723	A1	*	8/2012	Borisov	A43B 7/147
						36/91
2020/0113273	A1	*	4/2020	Aubonnet	A43B 13/143
2021/0137211	A1	*	5/2021	Kita	A43B 13/04

* cited by examiner




FIG. 1



FIG. 2

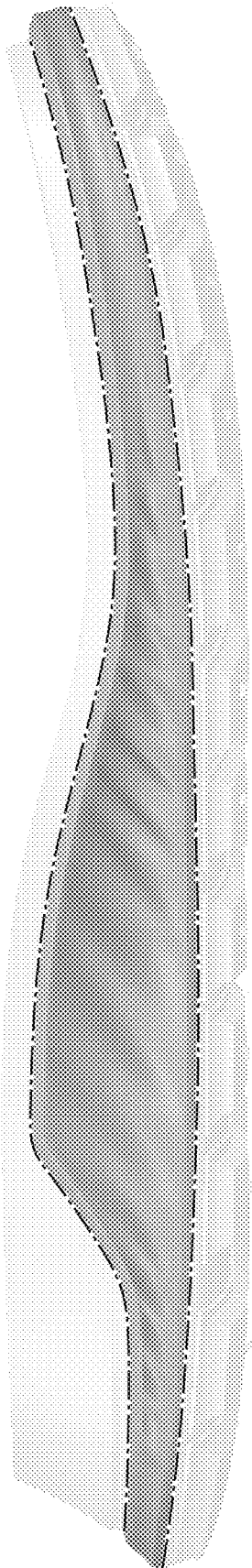


FIG. 3

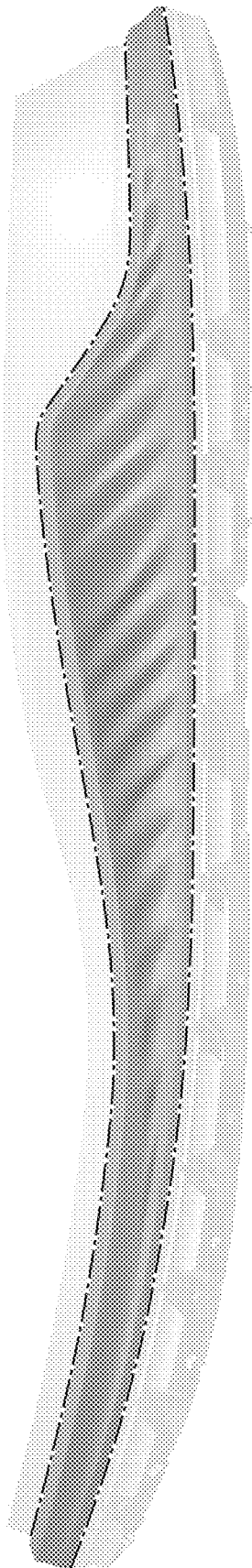


FIG. 4




FIG. 5




FIG. 6



FIG. 7



FIG. 8