



US00D738009S

(12) **United States Design Patent**
Gorsten Schuenemann et al.

(10) **Patent No.:** **US D738,009 S**

(45) **Date of Patent:** **** Sep. 1, 2015**

- (54) **TAILLIGHT FOR A VEHICLE**
- (71) Applicant: **Daimler AG**, Stuttgart (DE)
- (72) Inventors: **Felipe Gorsten Schuenemann**, Stuttgart (DE); **Oliver Stick**, Aidlingen (DE); **Benoit Tallec**, Boeblingen (DE); **Gorden Wagener**, Gaeufelden (DE)

D631,177 S *	1/2011	Yang	D26/28
D655,836 S *	3/2012	Lee et al.	D26/28
D659,269 S *	5/2012	Lee et al.	D26/28
D674,934 S *	1/2013	Sakakibara	D26/28
D705,963 S *	5/2014	Sa et al.	D26/28
D716,980 S *	11/2014	Sperling et al.	D26/28
D720,874 S *	1/2015	Jackson et al.	D26/28

- (73) Assignee: **Daimler AG**, Stuttgart (DE)
- (**) Term: **14 Years**

OTHER PUBLICATIONS

“Mercedes-Benz Vans, World premiere of the new Mercedes-Benz V-Class,” Press Information, Mercedes-Benz, Jan. 30, 2014.

- (21) Appl. No.: **29/488,972**
- (22) Filed: **Apr. 25, 2014**

* cited by examiner

- (30) **Foreign Application Priority Data**
- Oct. 25, 2013 (EM) 002333468-0003
- (51) **LOC (10) CL.** **26-99**
- (52) **U.S. CL.**
- USPC **D26/28**
- (58) **Field of Classification Search**
- USPC D26/28-36; 362/459-468, 475-478, 362/485-487
- CPC ... F21S 48/1159; F21S 48/00; F21S 48/1241; F21S 48/10; F21S 48/1329; F21S 48/20; F21S 48/2225; F21S 48/1266
- See application file for complete search history.

Primary Examiner — Garth Rademaker
Assistant Examiner — Llorellys Martinez-Rivera
 (74) *Attorney, Agent, or Firm* — Crowell & Moring LLP

(56) **References Cited**

(57) **CLAIM**

The ornamental design for a taillight for a vehicle, as shown and described.

DESCRIPTION

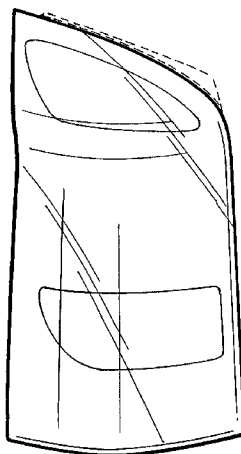
This application contains subject matter related to the following co-pending U.S. design patent application: Application Ser. No. (29/488,973), filed herewith and entitled “Taillight for a Vehicle”.

FIG. 1 is a left perspective view of a first embodiment of a taillight for a vehicle according to the design;
 FIG. 2 is a front view thereof;
 FIG. 3 is a left side view thereof; and
 FIG. 4 is a top view thereof.
 FIG. 5 is a right perspective view of a second embodiment of the taillight for a vehicle according to the design;
 FIG. 6 is a front view thereof;
 FIG. 7 is a right side view thereof; and
 FIG. 8 is a top view thereof.

The broken line portions shown in FIGS. 1 through 8 illustrate environmental subject matter only and form no part of the claimed design.

1 Claim, 4 Drawing Sheets

- U.S. PATENT DOCUMENTS
- D282,923 S * 3/1986 Soederberg D12/183
- D305,940 S * 2/1990 Fukagawa D26/28
- D323,901 S * 2/1992 Falck et al. D26/35
- D510,634 S * 10/2005 Platto et al. D26/28
- D565,764 S * 4/2008 Zimmermann et al. D26/28
- D580,075 S * 11/2008 Tomatsu et al. D26/28
- D584,839 S * 1/2009 Choi et al. D26/28
- D592,336 S * 5/2009 Hsu D26/28
- D625,445 S * 10/2010 Takahashi et al. D26/28



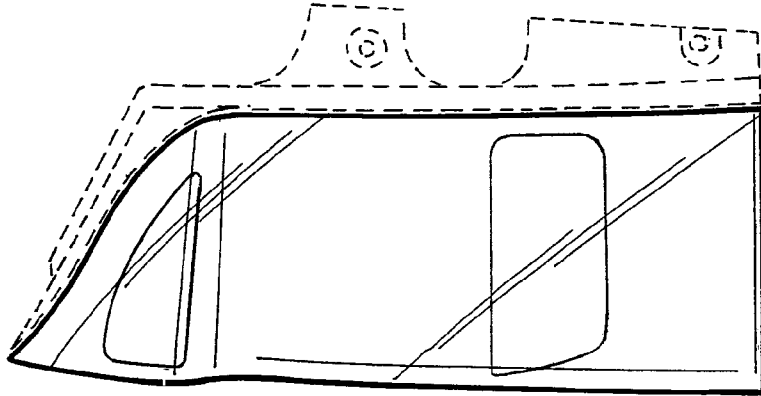


FIG. 2

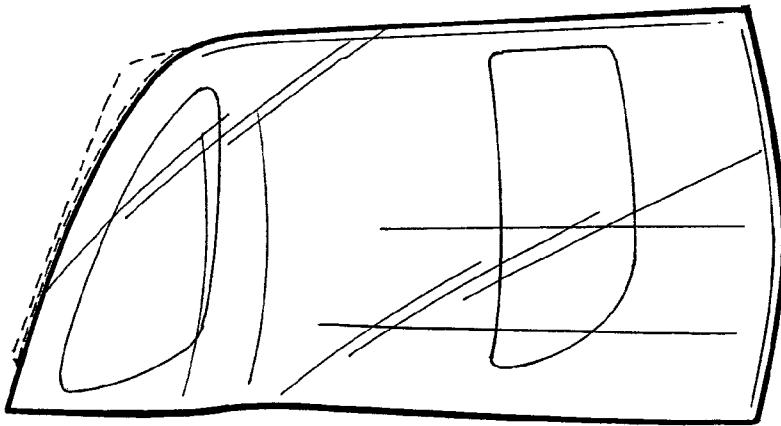


FIG. 1




FIG. 3

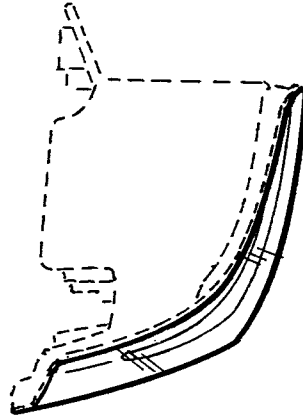


FIG. 4

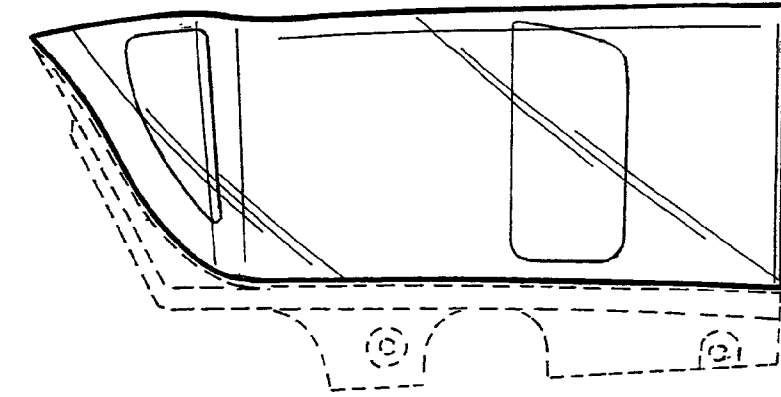


FIG. 6

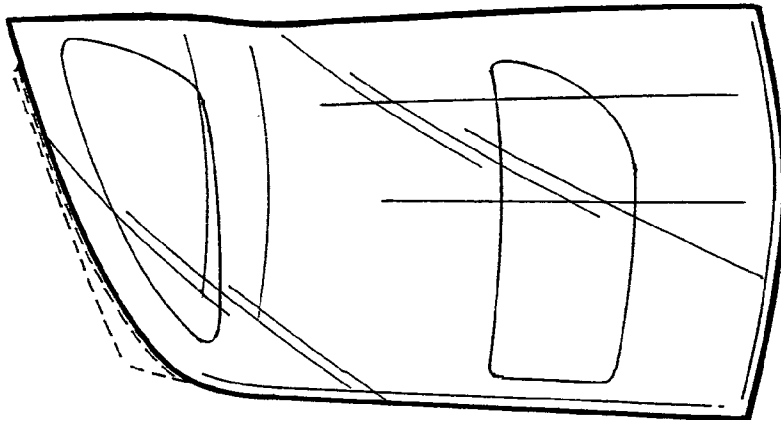


FIG. 5

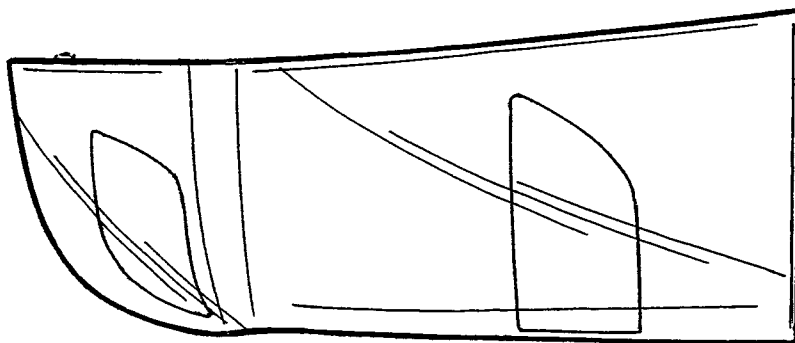


FIG. 7

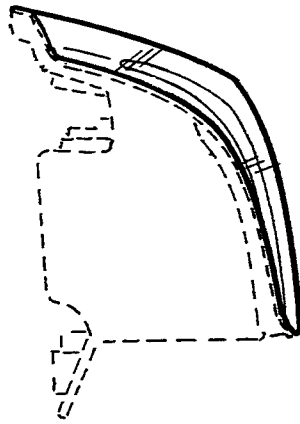


FIG. 8