



US00D724378S

(12) **United States Design Patent**
Munari

(10) **Patent No.:** **US D724,378 S**

(45) **Date of Patent:** **** Mar. 17, 2015**

(54) **COOKWARE HANDLE**

(71) Applicant: **La Termoplastica F.B.M. S.R.L.**, Arsago
Seprio (IT)

(72) Inventor: **Marco Munari**, Cardano Al Campo (IT)

(73) Assignee: **LA Termoplastica F.B.M. S.R.L.**, Arsago
Seprio (VA) (IT)

(**) Term: **14 Years**

(21) Appl. No.: **29/471,470**

(22) Filed: **Oct. 31, 2013**

(30) **Foreign Application Priority Data**

May 3, 2013 (EM) 002232082-0001

(51) **LOC (10) Cl.** **07-02**

(52) **U.S. Cl.**

USPC **D7/395**

(58) **Field of Classification Search**

USPC D7/354-361, 393-395, 401.2, 664;
D8/107, 300, 321; D4/138, 129;
16/421, 430, 431, 110.1, 407;
220/573.1-573.5, 752, 753, 755, 756,
220/759, 767, 771, 912

See application file for complete search history.

(56) **References Cited**

U.S. PATENT DOCUMENTS

D366,985 S *	2/1996	Tu	D7/395
D520,811 S *	5/2006	Spagnolo	D7/395
D589,745 S *	4/2009	Munari et al.	D7/395
D615,811 S *	5/2010	Munari	D7/395
D617,606 S *	6/2010	Munari	D7/395
D618,051 S *	6/2010	Munari	D7/395
D693,171 S *	11/2013	Munari	D7/395

* cited by examiner

Primary Examiner — Cynthia M Chin

(74) *Attorney, Agent, or Firm* — Hedman & Costigan, P.C.;
James V. Costigan; Kathleen A. Costigan

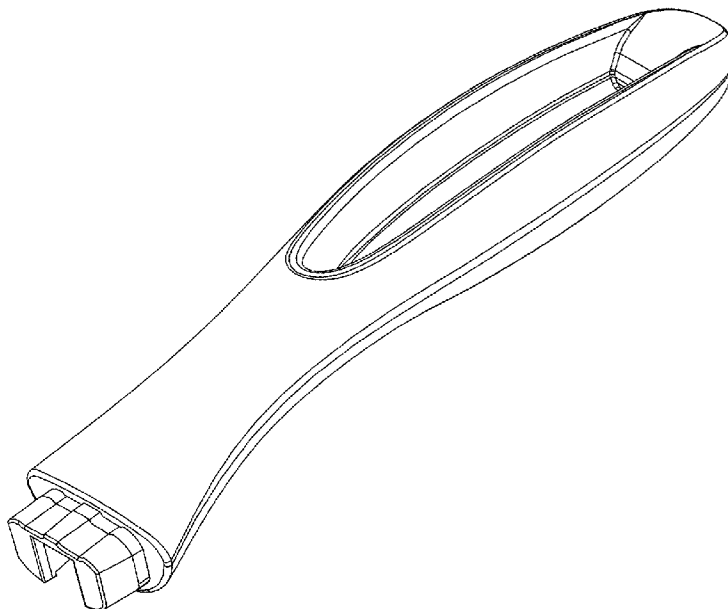
(57) **CLAIM**

I claim the ornamental design for a cookware handle, as shown and described.

DESCRIPTION

FIG. 1 is a front, perspective view of a cookware handle according to the present invention;
FIG. 2 is a back view thereof;
FIG. 3 is a front view thereof;
FIG. 4 is a right side view thereof;
FIG. 5 is a left side view thereof;
FIG. 6 is top plan view thereof; and,
FIG. 7 is a bottom plan view thereof.
The portions of the cookware handle shown in broken lines form no part of the claimed design.

1 Claim, 2 Drawing Sheets



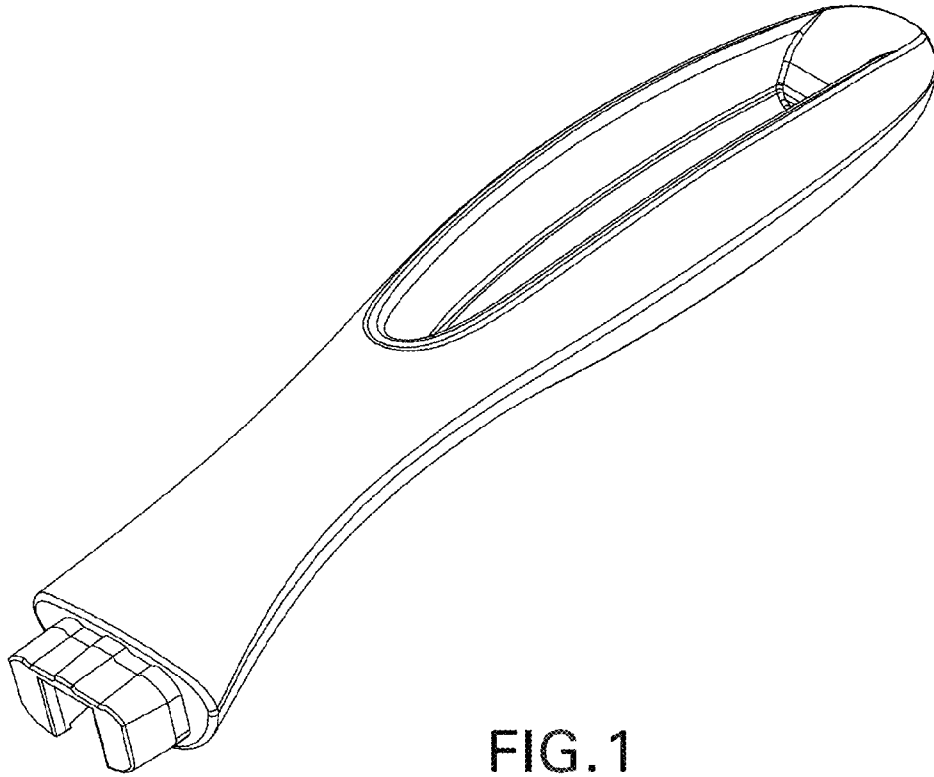


FIG. 1

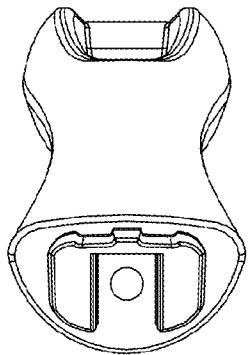


FIG. 2

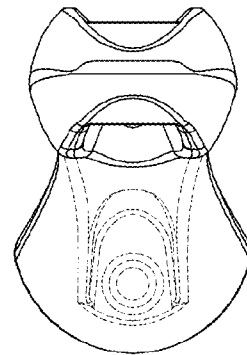


FIG. 3

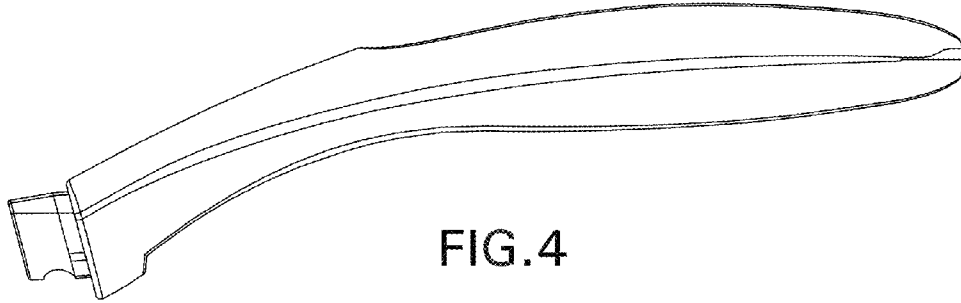


FIG. 4

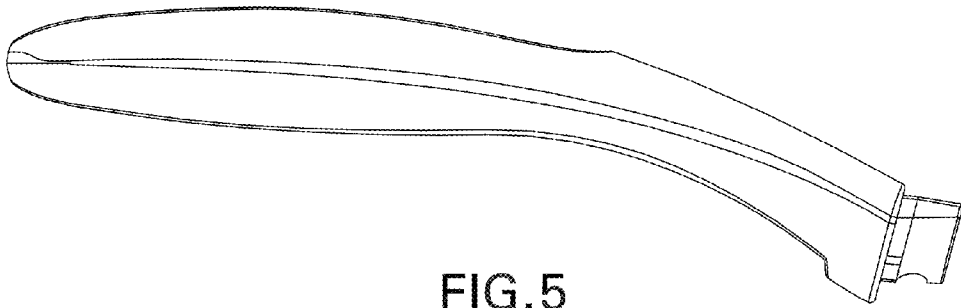


FIG. 5

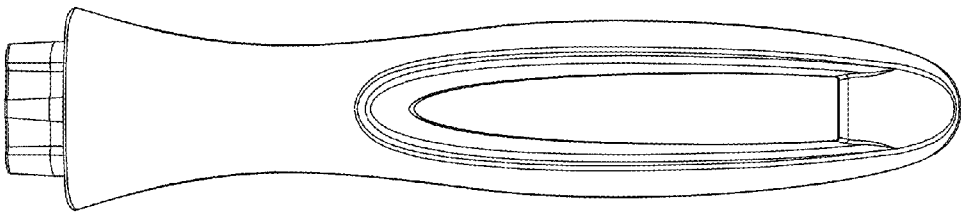


FIG. 6

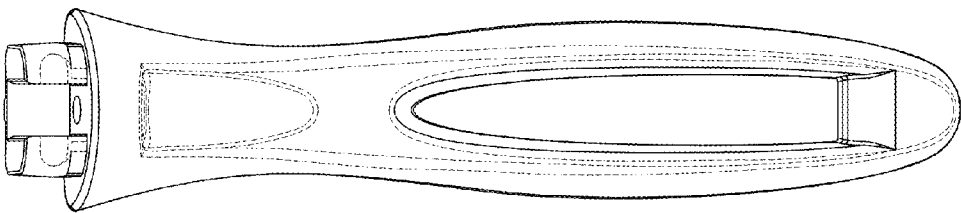


FIG. 7