



US0D1069322S

(12) **United States Design Patent**
Edward

(10) **Patent No.:** **US D1,069,322 S**

(45) **Date of Patent:** **** Apr. 8, 2025**

- (54) **SWADDLING GARMENT**
- (71) Applicant: **Ogechukwu Edward**, St Louis Park, MN (US)
- (72) Inventor: **Ogechukwu Edward**, St Louis Park, MN (US)
- (**) Term: **15 Years**
- (21) Appl. No.: **29/906,297**

D875,348 S *	2/2020	Wollschlaeger	D2/718
D886,413 S *	6/2020	Naismith	D2/719
D936,932 S *	11/2021	Ordon	D2/719
D957,787 S *	7/2022	Andre	D2/743
D959,795 S *	8/2022	Biçak	D2/719
D990,818 S *	7/2023	Villarreal	D2/718
D990,821 S *	7/2023	Zaki	D2/719
D991,624 S *	7/2023	Le	D2/719
D1,002,152 S *	10/2023	Jackson	D2/745
D1,003,000 S *	10/2023	Cizek	D2/743
D1,016,431 S *	3/2024	Graham	D2/718
D1,019,066 S *	3/2024	Napoli	D2/719
2010/0229277 A1*	9/2010	Lang	A41D 11/00 2/80

- (22) Filed: **Nov. 2, 2023**
- (51) **LOC (15) Cl.** **02-01**
- (52) **U.S. Cl.**
USPC **D2/719; D2/745**
- (58) **Field of Classification Search**
USPC D2/714, 718, 719, 743, 745, 776
CPC . A41D 1/00; A41D 3/00; A41D 3/005; A41D 3/06; A41D 10/00; A41D 11/00; A41D 13/0025; A41D 13/005; A41D 13/0051; A41D 13/0053; A41D 13/02; A41D 13/1272; A41D 31/00; A41D 31/06; A41D 2400/482; A47G 9/08; A47G 9/083
See application file for complete search history.

(Continued)

OTHER PUBLICATIONS

nolele.com website Dec. 20, 2024. Available at URL <https://nolele.com/> (2024) (Year: 2024).*

Primary Examiner — Jennifer L Watkins
Assistant Examiner — Christine Tucci

(57) **CLAIM**

The ornamental design for a swaddling garment as shown and described.

(56) **References Cited**

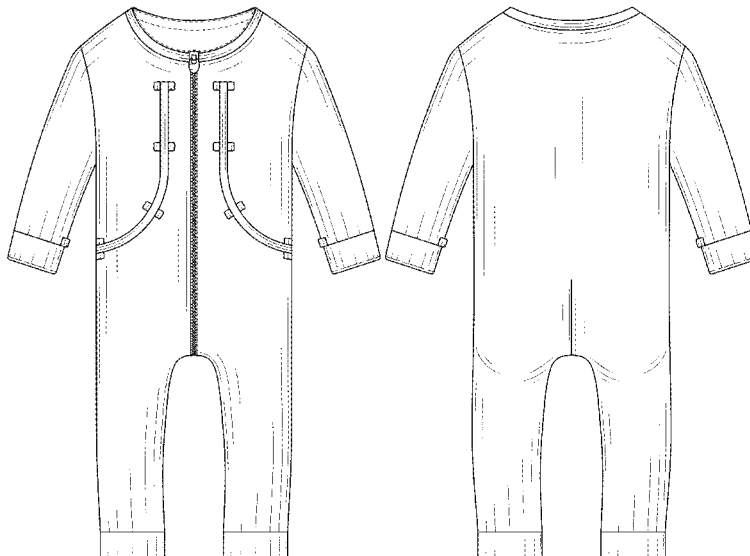
U.S. PATENT DOCUMENTS

5,129,406 A *	7/1992	Magnusen	A41B 13/06 128/845
6,119,270 A *	9/2000	Chou	A41D 13/129 2/93
D438,364 S *	3/2001	Knoefel	D2/745
6,668,382 B1 *	12/2003	Wright	C08F 236/20 2/69.5
D510,176 S *	10/2005	Cellucci	D2/745
D646,464 S *	10/2011	Altreche	D2/745
D683,520 S *	6/2013	Feder-Youngelson	D2/719
D770,135 S *	11/2016	Dunn	D2/745
D771,352 S *	11/2016	Carvalho	D2/719
D776,404 S *	1/2017	Harrington	D2/718
D779,785 S *	2/2017	Visser	D2/718

DESCRIPTION

FIG. 1 is a front view of a swaddling garment showing my new design;
FIG. 2 is a rear view of the swaddling garment;
FIG. 3 is a left side view of the swaddling garment;
FIG. 4 is a right side view of the swaddling garment;
FIG. 5 is a top view of the swaddling garment;
FIG. 6 is a bottom view of the swaddling garment; and,
FIG. 7 is a top front side perspective view of the swaddling garment.
The broken lines are illustrative of boundaries defining portions of the device forming no part of the claimed design.

1 Claim, 6 Drawing Sheets



(56)

References Cited

U.S. PATENT DOCUMENTS

2014/0039422	A1*	2/2014	Scott	A41D 13/1263 604/293
2015/0121603	A1*	5/2015	Lang	A41B 13/005 2/80
2016/0021936	A1*	1/2016	Delano	A41B 13/005 2/80
2018/0049480	A1*	2/2018	Fay	A41D 11/00
2019/0297954	A1*	10/2019	Damir	A47G 9/083
2021/0137179	A1*	5/2021	Zaki	A41D 11/00
2022/0408851	A1*	12/2022	Ghale-Gurung	A41B 13/06

* cited by examiner

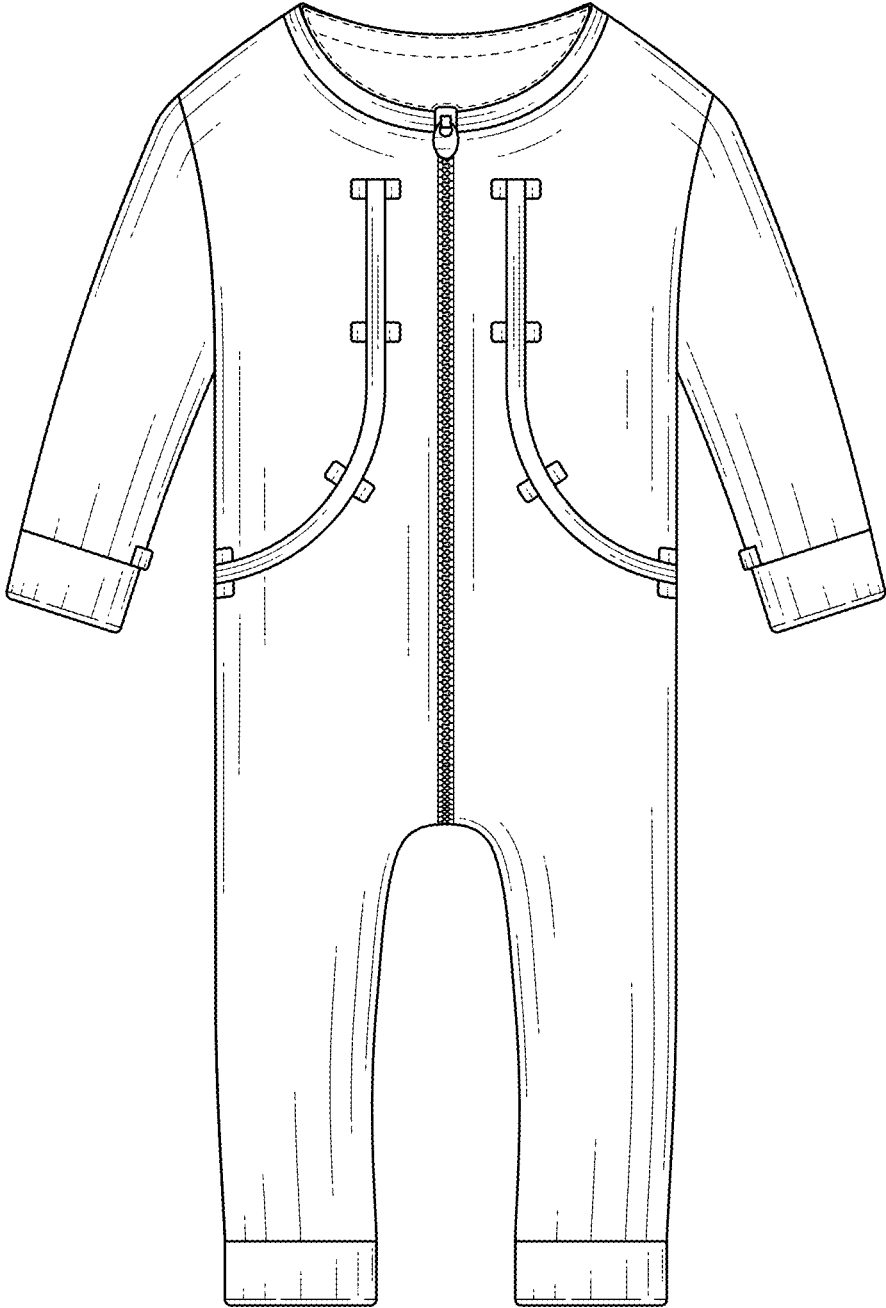


FIG. 1

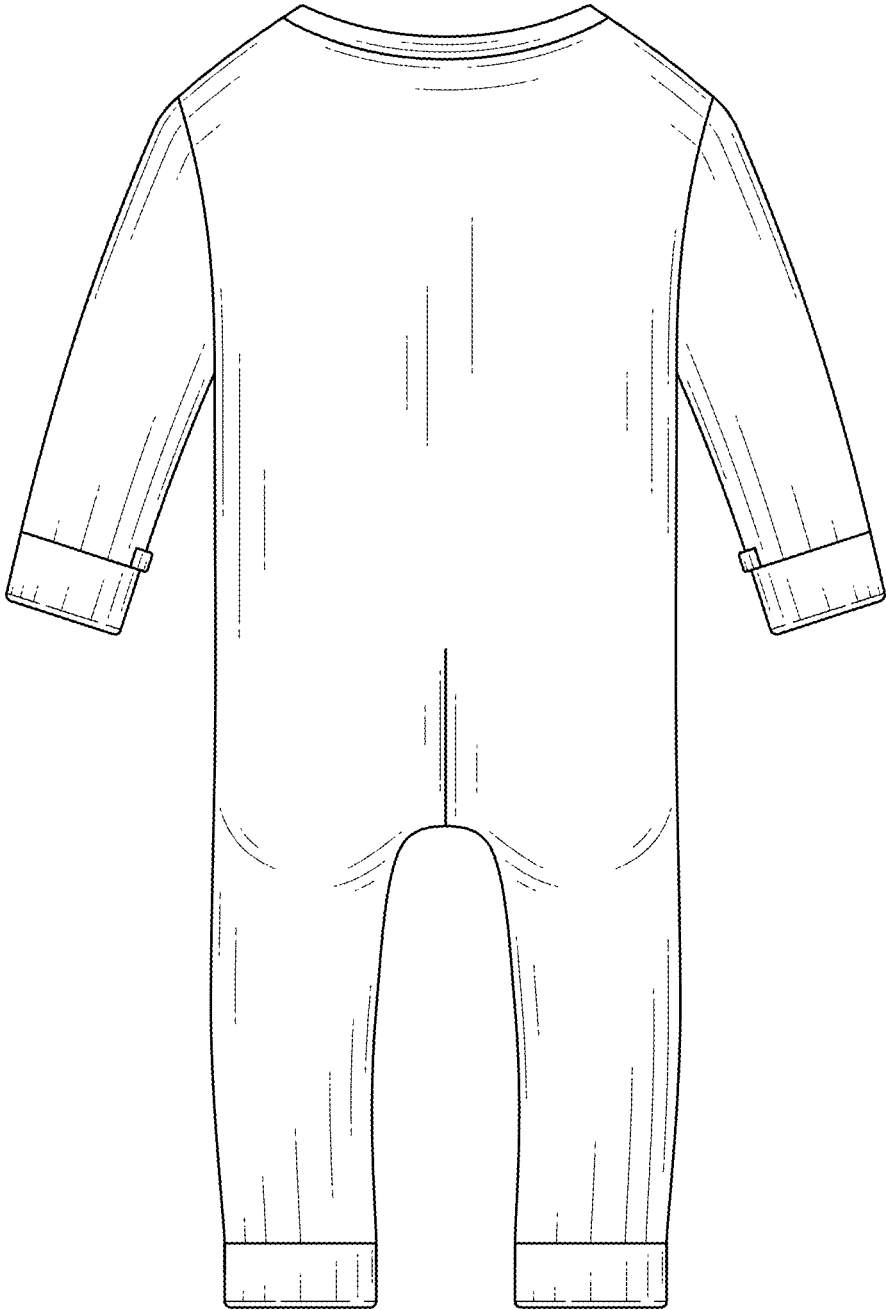


FIG. 2

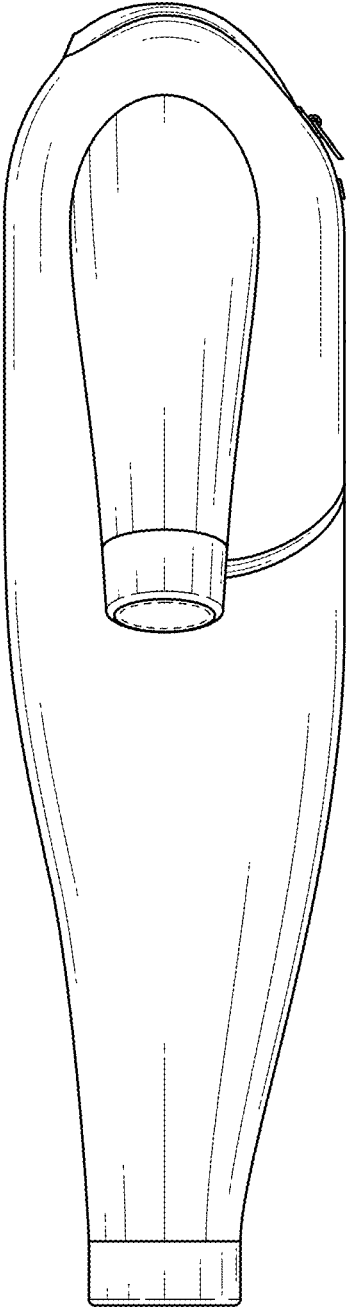


FIG. 3

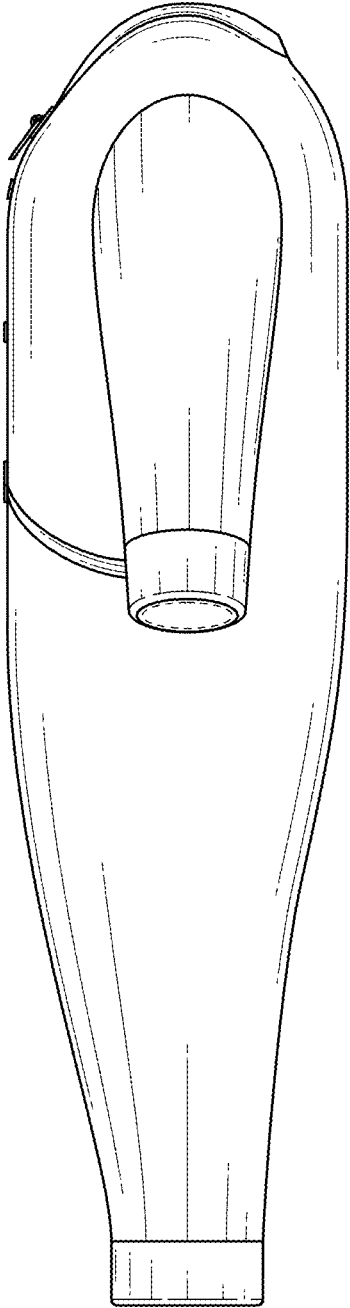


FIG. 4

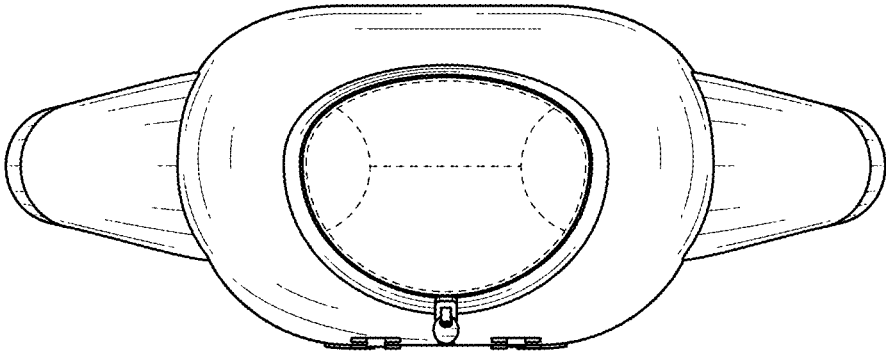


FIG. 5

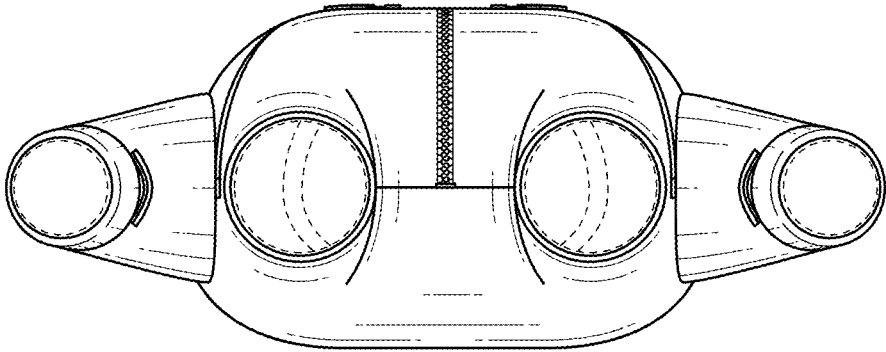


FIG. 6

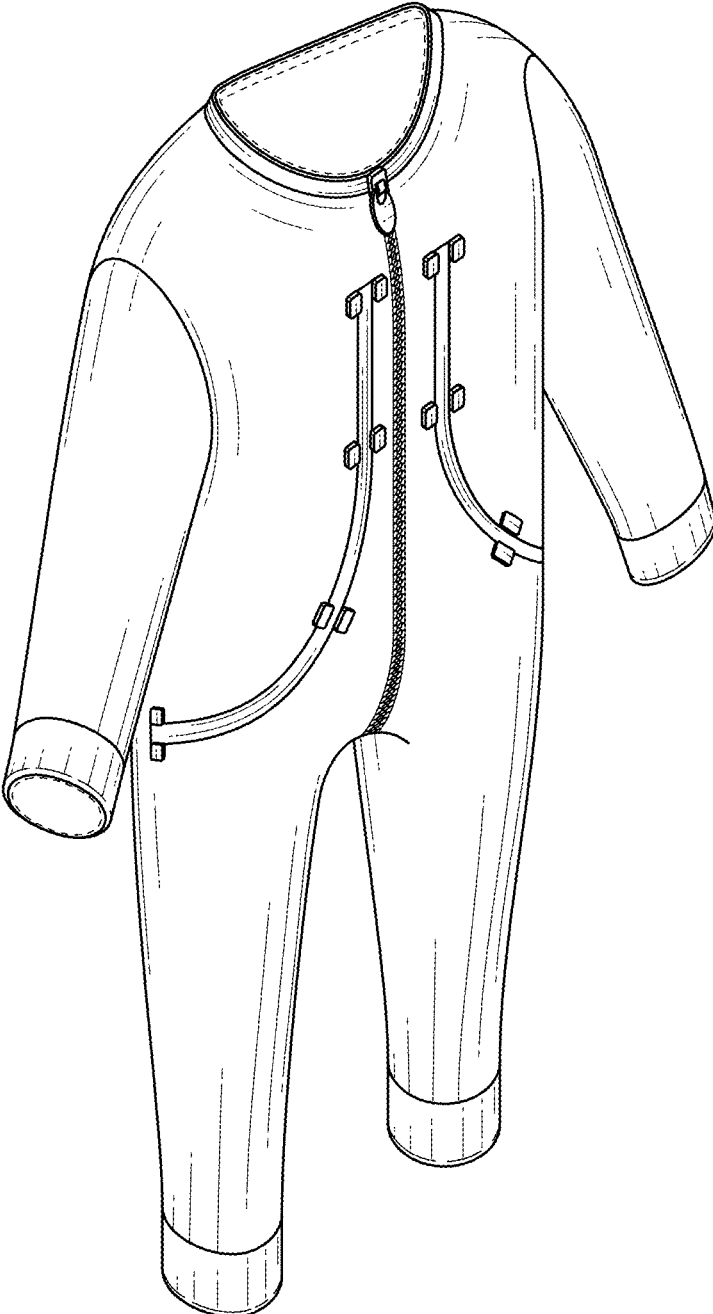


FIG. 7