



US010060512B2

(12) **United States Patent**  
**Raszkowski et al.**

(10) **Patent No.:** **US 10,060,512 B2**

(45) **Date of Patent:** **Aug. 28, 2018**

(54) **MULTI-SPEED PLANETARY TRANSMISSION**

(71) Applicant: **Allison Transmission, Inc.,**  
Indianapolis, IN (US)

(72) Inventors: **James Raszkowski**, Indianapolis, IN  
(US); **Mitchell Irving**, Danville, IN  
(US); **Drew A. Crafton**, Mooresville,  
IN (US)

(73) Assignee: **Allison Transmission, Inc.,**  
Indianapolis, IN (US)

(\*) Notice: Subject to any disclaimer, the term of this  
patent is extended or adjusted under 35  
U.S.C. 154(b) by 121 days.

(21) Appl. No.: **15/278,951**

(22) Filed: **Sep. 28, 2016**

(65) **Prior Publication Data**

US 2018/0087616 A1 Mar. 29, 2018

(51) **Int. Cl.**  
**F16H 3/66** (2006.01)

(52) **U.S. Cl.**  
CPC ..... **F16H 3/66** (2013.01); **F16H 2200/0065**  
(2013.01); **F16H 2200/0069** (2013.01); **F16H**  
**2200/2012** (2013.01); **F16H 2200/2046**  
(2013.01)

(58) **Field of Classification Search**  
CPC ..... **F16H 3/66**  
See application file for complete search history.

(56) **References Cited**

**U.S. PATENT DOCUMENTS**

5,941,791 A 8/1999 Park  
6,176,803 B1 1/2001 Meyer et al.

6,910,985 B2 6/2005 Ishimaru et al.  
6,955,627 B2 10/2005 Thomas et al.  
6,984,187 B2 1/2006 Biermann  
7,101,305 B2 9/2006 Tabata et al.  
7,128,683 B2 10/2006 Oguri et al.  
7,226,381 B2 6/2007 Klemen  
7,288,044 B2 10/2007 Gumpoltsberger  
7,429,230 B2 9/2008 Ziemer  
7,549,942 B2 6/2009 Gumpoltsberger  
(Continued)

**FOREIGN PATENT DOCUMENTS**

DE 102008015750 A1 10/2008  
DE 102008019356 A1 11/2008

(Continued)

**OTHER PUBLICATIONS**

U.S. Appl. No. 15/483,027, titled Multi-Speed Planetary Transmis-  
sion, filed Apr. 10, 2017, claiming benefit of U.S. Appl. No.  
62/400,691, filed Sep. 28, 2016, (67 pages).

(Continued)

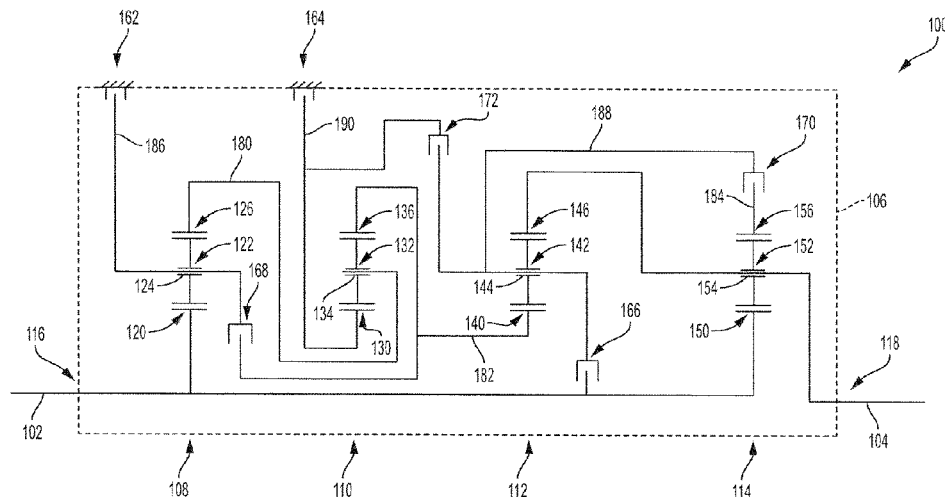
*Primary Examiner* — Derek D Knight

(74) *Attorney, Agent, or Firm* — Faegre Baker Daniels  
LLP

(57) **ABSTRACT**

A multi-speed transmission including a plurality of planetary  
gearsets and a plurality of selective couplers to achieve at  
least nine forward speed ratios is disclosed. The plurality of  
planetary gearsets may include a first planetary gearset, a  
second planetary gearset, a third planetary gearset, and a  
fourth planetary gearset. The plurality of selective couplers  
may include a number of clutches and a number of brakes.  
The multi-speed transmission may have four planetary gear-  
sets and six selective couplers. The six selective couplers  
may include three clutches and three brakes or four clutches  
and two brakes.

**18 Claims, 4 Drawing Sheets**



(56)

## References Cited

## U.S. PATENT DOCUMENTS

7,556,582 B2	7/2009	Gumpoltsberger	8,187,130 B1	5/2012	Mellet et al.
7,566,283 B2	7/2009	Gumpoltsberger	8,187,137 B2	5/2012	Carey et al.
7,575,532 B2	8/2009	Raghavan et al.	8,197,375 B1	6/2012	Hart et al.
7,575,533 B2	8/2009	Gumpoltsberger	8,197,376 B2	6/2012	Gumpoltsberger et al.
7,632,206 B2	12/2009	Gumpoltsberger	8,202,190 B2	6/2012	Phillips et al.
7,651,431 B2	1/2010	Phillips et al.	8,206,257 B2	6/2012	Gumpoltsberger et al.
7,674,200 B2	3/2010	Shim	8,210,981 B2	7/2012	Bauknecht et al.
7,686,730 B2	3/2010	Baldwin	8,210,982 B2	7/2012	Gumpoltsberger et al.
7,691,022 B2	4/2010	Phillips et al.	8,210,983 B2	7/2012	Gumpoltsberger et al.
7,691,024 B2	4/2010	Phillips et al.	8,231,495 B2	7/2012	Gumpoltsberger et al.
7,695,398 B2	4/2010	Phillips et al.	8,231,496 B2	7/2012	Gumpoltsberger et al.
7,704,181 B2	4/2010	Phillips et al.	8,231,501 B2	7/2012	Gumpoltsberger et al.
7,722,496 B2	5/2010	Phillips et al.	8,241,170 B2	8/2012	Gumpoltsberger et al.
7,727,104 B2	6/2010	Shim	8,241,171 B2	8/2012	Gumpoltsberger et al.
7,731,625 B2	6/2010	Phillips et al.	8,246,504 B2	8/2012	Gumpoltsberger et al.
7,736,262 B2	6/2010	Suh	8,251,856 B2	8/2012	Phillips et al.
7,736,263 B2	6/2010	Phillips et al.	8,251,857 B1	8/2012	Mellet et al.
7,753,820 B2	7/2010	Phillips et al.	8,251,859 B2	8/2012	Gumpoltsberger et al.
7,766,783 B2	8/2010	Wittkopp et al.	8,277,355 B2	10/2012	Hart et al.
7,771,305 B1	8/2010	Hart et al.	8,287,420 B2	10/2012	Gumpoltsberger et al.
7,771,306 B2	8/2010	Phillips et al.	8,303,453 B2	11/2012	Wittkopp et al.
7,828,690 B2	11/2010	Wittkopp et al.	8,303,455 B2	11/2012	Gumpoltsberger et al.
7,841,960 B2	11/2010	Baldwin	8,303,456 B2	11/2012	Kim
7,846,057 B2	12/2010	Shim	8,328,678 B2	12/2012	Seo et al.
7,846,058 B2	12/2010	Kim	8,328,679 B2	12/2012	Jang et al.
7,850,568 B2	12/2010	Shim	8,333,676 B2	12/2012	Kim
7,850,569 B2	12/2010	Seo et al.	8,343,005 B2	1/2013	Hart et al.
7,867,131 B2	1/2011	Hart et al.	8,343,007 B2	1/2013	Hart et al.
7,887,453 B2	2/2011	Phillips et al.	8,353,801 B2	1/2013	Hart et al.
7,887,454 B2	2/2011	Phillips et al.	8,366,580 B2	2/2013	Wittkopp et al.
7,896,774 B2	3/2011	Phillips et al.	8,371,982 B2	2/2013	Lee et al.
7,909,726 B2	3/2011	Phillips et al.	8,376,893 B2	2/2013	Wittkopp et al.
7,909,729 B2	3/2011	Tanaka et al.	8,376,895 B2	2/2013	Saitoh et al.
7,914,414 B2	3/2011	Phillips et al.	8,382,634 B2	2/2013	Beck et al.
7,946,948 B2	5/2011	Phillips et al.	8,398,522 B2	3/2013	Bauknecht et al.
7,959,531 B2	6/2011	Phillips et al.	8,403,803 B2	3/2013	Gumpoltsberger et al.
7,980,988 B2	7/2011	Phillips et al.	8,409,047 B2	4/2013	Borgerson et al.
7,985,159 B2	7/2011	Phillips et al.	8,414,445 B2	4/2013	Carey et al.
7,988,586 B2	8/2011	Phillips et al.	8,414,446 B2	4/2013	Beck et al.
7,993,235 B2	8/2011	Wittkopp et al.	8,419,587 B2	4/2013	Gumpoltsberger et al.
7,993,237 B2	8/2011	Wittkopp et al.	8,425,367 B2	4/2013	Phillips et al.
7,993,238 B2	8/2011	Phillips et al.	8,425,368 B2	4/2013	Phillips et al.
7,998,013 B2	8/2011	Phillips et al.	8,425,369 B2	4/2013	Wittkopp et al.
8,002,662 B2	8/2011	Phillips et al.	8,425,370 B2	4/2013	Leesch et al.
8,007,394 B2	8/2011	Phillips et al.	8,430,784 B2	4/2013	Hart et al.
8,007,395 B2	8/2011	Wittkopp et al.	8,430,785 B2	4/2013	Beck et al.
8,007,398 B2	8/2011	Phillips et al.	8,435,151 B2	5/2013	Seo et al.
8,016,713 B2	9/2011	Phillips et al.	8,435,153 B2	5/2013	Phillips et al.
8,025,602 B2	9/2011	Phillips et al.	8,444,524 B2	5/2013	Gumpoltsberger et al.
8,033,947 B2	10/2011	Phillips et al.	8,444,525 B2	5/2013	Gumpoltsberger et al.
8,033,948 B2	10/2011	Phillips et al.	8,460,151 B2	6/2013	Wittkopp et al.
8,038,565 B2	10/2011	Phillips et al.	8,465,390 B2	6/2013	Brehmer et al.
8,038,566 B2	10/2011	Phillips et al.	8,480,533 B2	7/2013	Meyer et al.
8,043,189 B2	10/2011	Phillips et al.	8,485,934 B2	7/2013	Gumpoltsberger et al.
8,043,192 B2	10/2011	Phillips et al.	8,496,556 B2	7/2013	Wittkopp et al.
8,047,950 B2	11/2011	Wittkopp et al.	8,496,558 B2	7/2013	Wittkopp et al.
8,047,951 B2	11/2011	Wittkopp et al.	8,506,442 B2	8/2013	Mellet et al.
8,047,954 B2	11/2011	Phillips et al.	8,506,443 B2	8/2013	Seo et al.
8,052,566 B2	11/2011	Wittkopp et al.	8,512,196 B2	8/2013	Mellet et al.
8,052,567 B2	11/2011	Hart et al.	8,523,729 B2	9/2013	Hart et al.
8,057,349 B2	11/2011	Phillips et al.	8,529,394 B2	9/2013	Gumpoltsberger et al.
8,070,646 B2	12/2011	Hart et al.	8,529,395 B2	9/2013	Wittkopp et al.
8,079,932 B2	12/2011	Phillips et al.	8,529,396 B1	9/2013	Vernon et al.
8,088,032 B2	1/2012	Gumpoltsberger et al.	8,545,362 B1	10/2013	Goleski et al.
8,096,915 B2	1/2012	Wittkopp et al.	8,556,766 B2	10/2013	Mellet et al.
8,100,808 B2	1/2012	Wittkopp et al.	8,556,768 B2	10/2013	Park et al.
8,105,198 B2	1/2012	Hart et al.	8,574,113 B1	11/2013	Goleski
8,128,527 B2	3/2012	Hart et al.	8,574,114 B2	11/2013	Brehmer et al.
8,142,324 B2	3/2012	Phillips et al.	8,581,753 B2	11/2013	Kim et al.
8,142,325 B2	3/2012	Phillips et al.	8,591,364 B2	11/2013	Hart
8,152,681 B2	4/2012	Seo et al.	8,591,376 B1	11/2013	Shim et al.
8,157,697 B2	4/2012	Hart et al.	8,591,377 B1	11/2013	Hoffman et al.
8,167,765 B2	5/2012	Phillips et al.	8,596,442 B2	12/2013	Watanabe et al.
8,167,766 B2	5/2012	Phillips et al.	8,597,152 B2	12/2013	Seo et al.
8,177,675 B2	5/2012	Wittkopp et al.	8,597,153 B2	12/2013	Saitoh et al.
			8,602,934 B2	12/2013	Mellet et al.
			8,608,612 B2	12/2013	Park et al.
			8,617,021 B1	12/2013	Goleski et al.
			8,617,022 B1	12/2013	Vernon et al.

(56)

## References Cited

## U.S. PATENT DOCUMENTS

8,636,617 B2	1/2014	Singh	2006/0205556 A1	9/2006	Klemen
8,636,618 B2	1/2014	Hart et al.	2006/0223666 A1	10/2006	Gumpoltsberger
8,647,227 B2	2/2014	Park et al.	2007/0207891 A1	9/2007	Gumpoltsberger
8,651,994 B2	2/2014	Bassi et al.	2007/0213168 A1	9/2007	Gumpoltsberger
8,657,717 B2	2/2014	Gumpoltsberger et al.	2008/0070740 A1	3/2008	Gumpoltsberger
8,663,053 B2	3/2014	Beck et al.	2008/0125269 A1	5/2008	Gumpoltsberger
8,663,055 B2	3/2014	Brehmer et al.	2008/0300092 A1	12/2008	Phillips et al.
8,663,056 B2	3/2014	Gumpoltsberger et al.	2009/0011891 A1	1/2009	Phillips et al.
8,678,972 B2	3/2014	Wittkopp et al.	2009/0017964 A1	1/2009	Phillips et al.
8,690,722 B2	4/2014	Phillips et al.	2009/0017965 A1	1/2009	Phillips et al.
8,702,544 B2	4/2014	Tamai et al.	2009/0017966 A1	1/2009	Phillips et al.
8,702,554 B2	4/2014	Gumpoltsberger et al.	2009/0017971 A1	1/2009	Phillips et al.
8,702,555 B1	4/2014	Hart et al.	2009/0017976 A1	1/2009	Phillips et al.
8,708,862 B2	4/2014	Scherer et al.	2009/0017977 A1	1/2009	Phillips et al.
8,721,488 B2	5/2014	Mellet et al.	2009/0017979 A1	1/2009	Phillips et al.
8,721,492 B2	5/2014	Fellmann et al.	2009/0017980 A1	1/2009	Phillips et al.
8,727,929 B2	5/2014	Beck et al.	2009/0036253 A1	2/2009	Phillips et al.
8,734,285 B2	5/2014	Wilton et al.	2009/0048059 A1	2/2009	Seo et al.
8,734,286 B2	5/2014	Coffey et al.	2009/0048062 A1	2/2009	Phillips et al.
8,758,187 B2	6/2014	Mellet et al.	2009/0054196 A1	2/2009	Phillips et al.
8,758,189 B2	6/2014	Hart et al.	2009/0118059 A1	5/2009	Phillips et al.
8,777,797 B2	7/2014	Mellet et al.	2009/0118062 A1	5/2009	Phillips et al.
8,777,798 B2	7/2014	Borgerson et al.	2009/0124448 A1	5/2009	Wittkopp et al.
8,801,563 B2	8/2014	Ohnemus et al.	2009/0192009 A1	7/2009	Phillips et al.
8,801,565 B2	8/2014	Hart et al.	2009/0192010 A1	7/2009	Wittkopp et al.
8,808,134 B2	8/2014	Saitoh et al.	2009/0192011 A1	7/2009	Wittkopp et al.
8,808,135 B2	8/2014	Vahabzadeh et al.	2009/0192012 A1	7/2009	Phillips et al.
8,821,336 B2	9/2014	Wilton et al.	2009/0197733 A1	8/2009	Phillips et al.
8,845,476 B2	9/2014	Coffey	2009/0197734 A1	8/2009	Phillips et al.
8,858,386 B2	10/2014	Wittkopp et al.	2009/0209387 A1	8/2009	Phillips et al.
8,858,387 B2	10/2014	Haupt et al.	2009/0209389 A1	8/2009	Phillips et al.
8,864,618 B1	10/2014	Noh et al.	2009/0215580 A1	8/2009	Hart et al.
8,888,648 B2	11/2014	Mellet et al.	2009/0280947 A1	11/2009	Seo et al.
8,894,535 B2	11/2014	Mellet et al.	2010/0041508 A1	2/2010	Gumpoltsberger et al.
8,894,536 B2	11/2014	Beck et al.	2010/0041509 A1	2/2010	Gumpoltsberger et al.
8,915,819 B2	12/2014	Coffey et al.	2010/0069195 A1	3/2010	Baldwin
8,920,281 B2	12/2014	Mellet et al.	2010/0190600 A1	7/2010	Phillips et al.
8,932,174 B2	1/2015	Hart et al.	2010/0210392 A1	8/2010	Hart et al.
8,939,863 B2	1/2015	Hart et al.	2010/0210393 A1	8/2010	Phillips et al.
8,944,949 B2	2/2015	Mellet et al.	2010/0210394 A1	8/2010	Phillips et al.
8,951,160 B2	2/2015	Vernon et al.	2010/0210395 A1	8/2010	Phillips et al.
8,961,355 B2	2/2015	Hart et al.	2010/0210396 A1	8/2010	Wittkopp et al.
8,961,356 B2	2/2015	Bockenstette et al.	2010/0210397 A1	8/2010	Wittkopp et al.
8,968,142 B2	3/2015	Lippert	2010/0210398 A1	8/2010	Hart et al.
8,968,144 B2	3/2015	Janson et al.	2010/0210400 A1	8/2010	Phillips et al.
8,968,145 B2	3/2015	Mellet et al.	2010/0210401 A1	8/2010	Phillips et al.
8,979,701 B2	3/2015	Baldwin	2010/0210402 A1	8/2010	Phillips et al.
8,986,153 B2	3/2015	Park et al.	2010/0210403 A1	8/2010	Wittkopp et al.
8,992,373 B2	3/2015	Beck et al.	2010/0210404 A1	8/2010	Phillips et al.
8,992,374 B2	3/2015	Shibamura et al.	2010/0210405 A1	8/2010	Phillips et al.
9,039,562 B2	3/2015	Beck et al.	2010/0210406 A1	8/2010	Phillips et al.
9,011,287 B2	4/2015	Meyer et al.	2010/0216589 A1	8/2010	Hart et al.
9,050,882 B2	6/2015	Mellet et al.	2010/0216590 A1	8/2010	Phillips et al.
9,091,330 B2	7/2015	Singh	2010/0216591 A1	8/2010	Wittkopp et al.
9,133,913 B2	9/2015	Mellet et al.	2010/0227729 A1	9/2010	Wittkopp et al.
9,175,747 B2	11/2015	Lippert et al.	2010/0279814 A1	11/2010	Brehmer et al.
9,175,748 B2	11/2015	Goleski et al.	2010/0331136 A1	12/2010	Jang et al.
9,222,549 B2	12/2015	Mellet et al.	2011/0009229 A1	1/2011	Bauknecht et al.
9,429,215 B2	3/2016	Noh et al.	2011/0045936 A1	2/2011	Gumpoltsberger et al.
9,322,460 B1	4/2016	Ji et al.	2011/0045937 A1	2/2011	Gumpoltsberger et al.
9,366,319 B2	6/2016	Lippert	2011/0045938 A1	2/2011	Gumpoltsberger et al.
9,423,006 B2	8/2016	Beck et al.	2011/0045939 A1	2/2011	Gumpoltsberger et al.
9,435,405 B2	9/2016	Etchason	2011/0045940 A1	2/2011	Gumpoltsberger et al.
9,488,269 B2	11/2016	Yoshida et al.	2011/0045942 A1	2/2011	Gumpoltsberger et al.
9,528,573 B2	12/2016	Baldwin	2011/0045943 A1	2/2011	Gumpoltsberger et al.
9,568,069 B2	2/2017	Beck et al.	2011/0124462 A1	5/2011	Meyer et al.
9,587,716 B1	3/2017	Park et al.	2011/0136615 A1	6/2011	Phillips et al.
9,599,195 B2	3/2017	Beck et al.	2011/0183807 A1	7/2011	Gumpoltsberger et al.
9,618,090 B2	4/2017	Cho et al.	2011/0212806 A1	9/2011	Phillips et al.
9,726,256 B2	8/2017	Muller et al.	2011/0245013 A1	10/2011	Kim
9,759,291 B2	9/2017	Beck et al.	2011/0245026 A1	10/2011	Phillips et al.
9,777,802 B2	10/2017	Lippert et al.	2011/0251014 A1	10/2011	Leesch et al.
9,869,377 B1 *	1/2018	Burchett	2011/0275472 A1	11/2011	Phillips et al.
9,927,008 B1 *	3/2018	Burchett	2011/0294617 A1	12/2011	Seo et al.
9,933,045 B1 *	4/2018	Horen	2012/0004066 A1	1/2012	Seo et al.
			2012/0053004 A1	3/2012	Beck et al.
			2012/0053005 A1	3/2012	Beck et al.
			2012/0053008 A1	3/2012	Beck et al.
			2012/0058856 A1	3/2012	Phillips et al.

(56)

## References Cited

## U.S. PATENT DOCUMENTS

2012/0065019	A1	3/2012	Hart et al.	
2012/0108382	A1	5/2012	Saitoh et al.	
2012/0108383	A1	5/2012	Saitoh et al.	
2012/0115671	A1	5/2012	Gumpoltsberger et al.	
2012/0115672	A1	5/2012	Gumpoltsberger et al.	
2012/0122626	A1	5/2012	Gumpoltsberger et al.	
2012/0122627	A1	5/2012	Gumpoltsberger et al.	
2012/0135834	A1	5/2012	Gumpoltsberger et al.	
2012/0135835	A1	5/2012	Gumpoltsberger et al.	
2012/0149525	A1	6/2012	Gumpoltsberger et al.	
2012/0149526	A1	6/2012	Gumpoltsberger et al.	
2012/0149527	A1	6/2012	Gumpoltsberger et al.	
2012/0172172	A1	7/2012	Gumpoltsberger et al.	
2012/0178564	A1	7/2012	Vahabzadeh et al.	
2012/0178572	A1	7/2012	Hart	
2012/0178579	A1	7/2012	Hart et al.	
2012/0178580	A1	7/2012	Wittkopp et al.	
2012/0178581	A1	7/2012	Wittkopp et al.	
2012/0178582	A1	7/2012	Wittkopp et al.	
2012/0196718	A1	8/2012	Hart et al.	
2012/0214632	A1	8/2012	Mellet et al.	
2012/0214633	A1	8/2012	Mellet et al.	
2012/0214636	A1	8/2012	Hart et al.	
2012/0214637	A1	8/2012	Hart et al.	
2012/0214638	A1	8/2012	Hart et al.	
2012/0231917	A1	9/2012	Phillips et al.	
2012/0231920	A1	9/2012	Wittkopp et al.	
2012/0295754	A1	11/2012	Hart et al.	
2012/0329600	A1	12/2012	Park et al.	
2013/0029799	A1*	1/2013	Park	F16H 3/663 475/276
2013/0040776	A1	2/2013	Mellet et al.	
2013/0085031	A1	4/2013	Bassi et al.	
2013/0085033	A1	4/2013	Wittkopp et al.	
2013/0150203	A1	6/2013	Park et al.	
2013/0150204	A1	6/2013	Park et al.	
2013/0187796	A1	7/2013	Kim et al.	
2013/0203549	A1	8/2013	Mellet et al.	
2013/0237365	A1	9/2013	Coffey et al.	
2013/0252780	A1	9/2013	Ohnemus et al.	
2013/0310211	A1	11/2013	Wilton et al.	
2016/0040754	A1	2/2016	Schoolcraft	
2016/0047440	A1	2/2016	Long et al.	
2016/0116025	A1	4/2016	Muller et al.	
2016/0116026	A1	4/2016	Muller et al.	
2016/0116027	A1	4/2016	Muller et al.	
2016/0116028	A1*	4/2016	Muller	F16H 3/66 475/269
2016/0116029	A1	4/2016	Muller et al.	
2016/0138680	A1	5/2016	Schoolcraft	
2016/0138681	A1	5/2016	Schoolcraft	
2016/0138682	A1	5/2016	Schoolcraft	
2016/0341289	A1	11/2016	Kato et al.	
2016/0356342	A1	12/2016	Hwang et al.	
2017/0268612	A1	9/2017	Cho et al.	

## FOREIGN PATENT DOCUMENTS

DE	102008026831	A1	1/2009
DE	102009028686	A1	2/2011
DE	102014217052	A1	3/2016

## OTHER PUBLICATIONS

U.S. Appl. No. 15/278,183, titled Multi-Speed Planetary Transmission, filed Sep. 28, 2016, (29 pages).  
U.S. Appl. No. 15/471,546, titled Multi-Speed Planetary Transmission, filed Mar. 28, 2017, claiming benefit U.S. Appl. No. 62/400,943, filed Sep. 28, 2016, (27 pages).  
U.S. Appl. No. 15/278,881, titled Multi-Speed Planetary Transmission, filed Sep. 28, 2016, (39 pages).  
U.S. Appl. No. 15/483,014, titled Multi-Speed Planetary Transmission, filed Apr. 10, 2017, claiming benefit of U.S. Appl. No. 62/400,932, filed Sep. 28, 2016, (31 pages).  
U.S. Appl. No. 15/278,834, titled Multi-Speed Planetary Transmission, filed Sep. 28, 2016, (29 pages).  
U.S. Appl. No. 15/471,571 titled Multi-Speed Planetary Transmission, filed Mar. 28, 2017, claiming benefit U.S. Appl. No. 62/400,914, filed Sep. 28, 2016, (31 pages).  
U.S. Appl. No. 15/477,165 titled Multi-Speed Planetary Transmission, filed Apr. 3, 2017, claiming benefit of U.S. Appl. No. 62/400,901, filed Sep. 28, 2016, (29 pages).  
U.S. Appl. No. 15/278,745, titled Multi-Speed Planetary Transmission, filed Sep. 28, 2016, (28 pages).  
U.S. Appl. No. 15/278,716, titled Multi-Speed Planetary Transmission, filed Sep. 28, 2016, (106 pages).  
U.S. Appl. No. 15/278,694, titled Multi-Speed Planetary Transmission, filed Sep. 28, 2016, (60 pages).  
U.S. Appl. No. 15/278,674, titled Multi-Speed Planetary Transmission, filed Sep. 28, 2016, (44 pages).  
U.S. Appl. No. 15/483,005, titled Multi-Speed Planetary Transmission, filed Apr. 10, 2017, claiming benefit of U.S. Appl. No. 62/400,832, filed Sep. 28, 2016, (40 pages).  
U.S. Appl. No. 15/278,586, titled Multi-Speed Planetary Transmission, filed Sep. 28, 2016, (43 pages).  
U.S. Appl. No. 15/482,992 titled Multi-Speed Planetary Transmission, filed Apr. 10, 2017, claiming benefit of U.S. Appl. No. 62/400,818, filed Sep. 28, 2016, (41 pages).  
U.S. Appl. No. 15/278,500, titled Multi-Speed Planetary Transmission, filed Sep. 28, 2016, (32 pages).  
U.S. Appl. No. 15/278,388, titled Multi-Speed Planetary Transmission, filed Sep. 28, 2016, (41 pages).  
U.S. Appl. No. 15/471,589 titled Multi-Speed Planetary Transmission, filed Mar. 28, 2017, claiming benefit of U.S. Appl. No. 62/400,764, filed Sep. 28, 2016, (42 pages).  
U.S. Appl. No. 15/278,343, titled Multi-Speed Planetary Transmission, filed Sep. 28, 2016, (60 pages).  
U.S. Appl. No. 15/278,311, titled Multi-Speed Planetary Transmission, filed Sep. 28, 2016, (33 pages).  
U.S. Appl. No. 15/278,288, titled Multi-Speed Planetary Transmission, filed Sep. 28, 2016, (60 pages).  
European Patent Office, Extended European Search Report for EP17191370.0, dated Mar. 23, 2018, (20 pages).  
Thomas Belz, "Varianten von Mehrgang-Planetengelrieben," Non-patent Literature Filed by a Third Party in EP2906856, retrieved from EPO Register on Mar. 11, 2016, (19 pages).  
Thomas Belz: "Varianten von Mehrgang-Planetengetrieben", Mar. 8, 2016 (Mar. 8, 2016), XP055257458, Retrieved from the Internet: URL: <https://register.epo.org/application?documentid=EYPWMGE67270DSU&appnumber=EP13756488&showPdfPage=all> [retrieved on Mar. 11, 2016], 42 pages.

\* cited by examiner

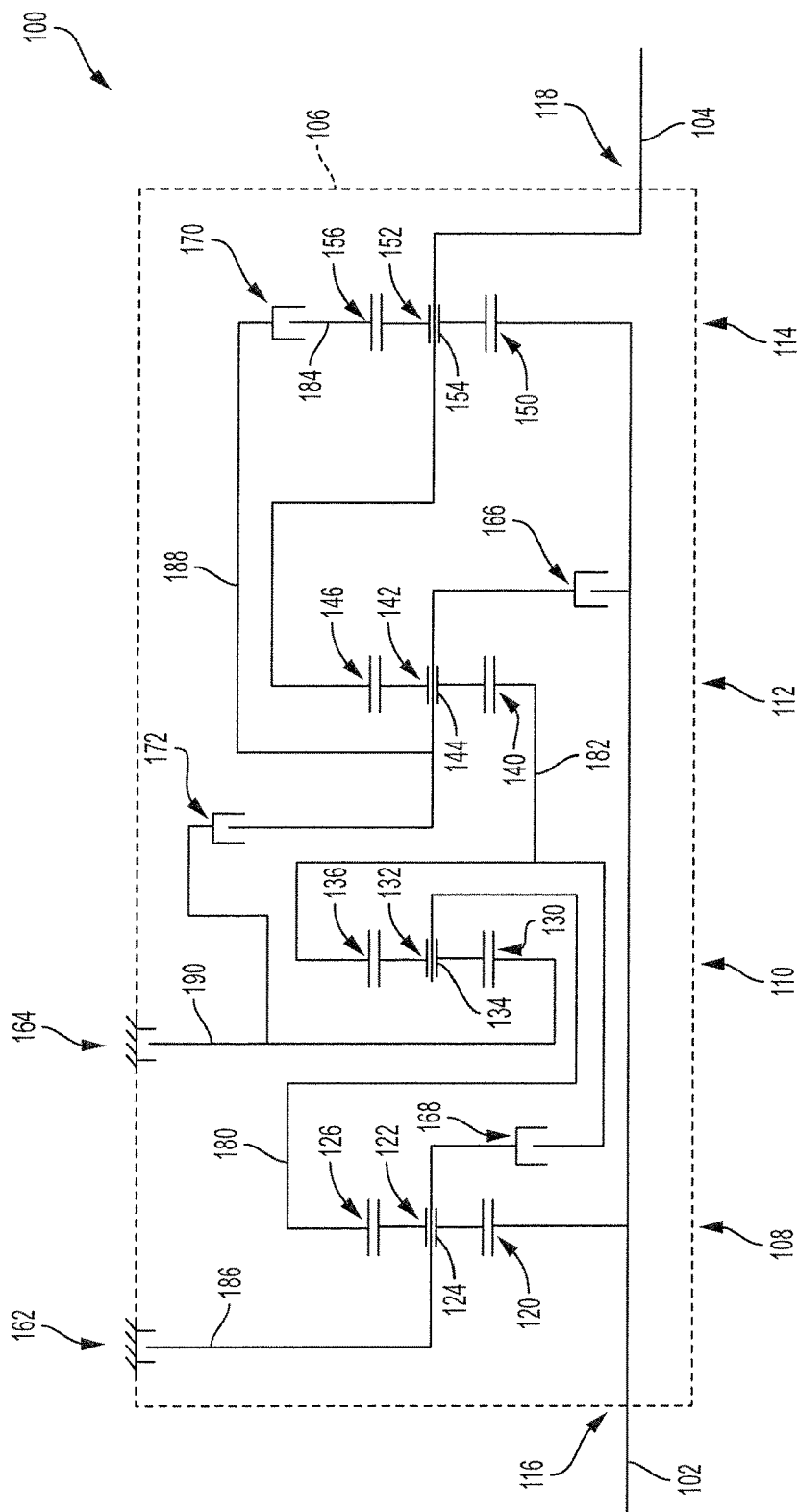


FIG. 1

200  


			CLUTCH APPLY TABLE					
RANGE	RATIO	STEP	162	164	166	168	170	172
REV	-5.13			1		1		1
1	5.26	-0.98	1	1				1
2	3.21	1.64		1			1	1
3	2.30	1.40	1	1			1	
4	1.59	1.45	1			1	1	
5	1.20	1.32		1		1	1	
6	1.00	1.20		1	1		1	
7	0.86	1.17		1	1	1		
8	0.73	1.17	1		1	1		
9	0.64	1.14	1	1	1			
10	0.58	1.10	1		1			1

"1" = ENGAGED CONFIGURATION

"BLANK" = DISENGAGED CONFIGURATION

FIG. 2

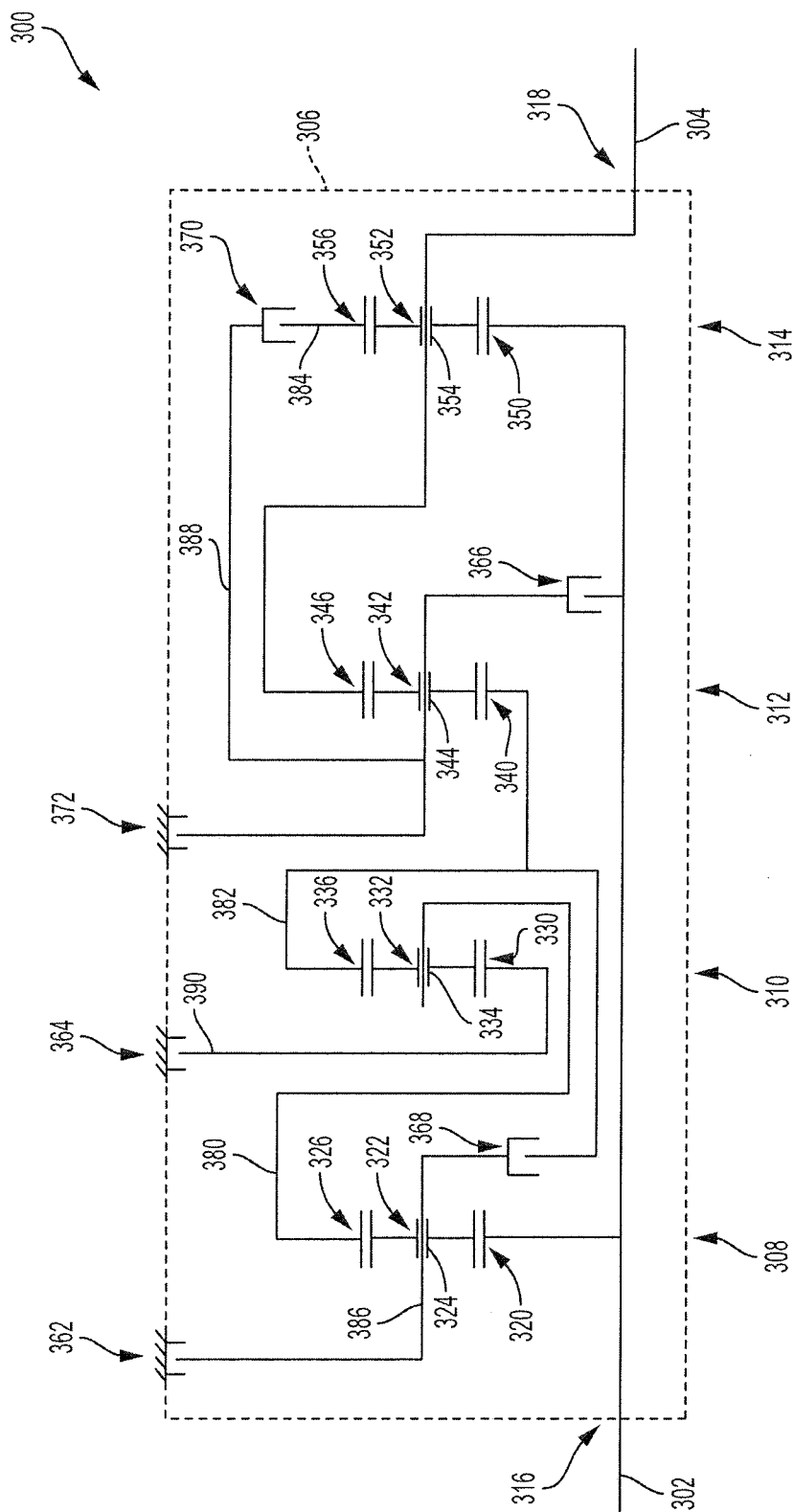


FIG. 3

400  


			CLUTCH APPLY TABLE					
RANGE	RATIO	STEP	362	364	366	368	370	372
REV	-5.13			1		1		1
1	5.26	-0.98	1	1				1
2	3.21	1.64		1			1	1
3	2.30	1.40	1	1			1	
4	1.59	1.45	1			1	1	
5	1.20	1.32		1		1	1	
6	1.00	1.20		1	1		1	
7	0.86	1.17		1	1	1		
8	0.73	1.17	1		1	1		
9	0.64	1.14	1	1	1			

"1" = ENGAGED CONFIGURATION

"BLANK" = DISENGAGED CONFIGURATION

FIG. 4



1

**MULTI-SPEED PLANETARY TRANSMISSION****FIELD OF THE DISCLOSURE**

The present disclosure relates to a multi-speed transmission and in particular to a multi-speed transmission including a plurality of planetary gearsets and a plurality of selective couplers to achieve at least nine forward speed ratios and at least one reverse speed ratio.

**BACKGROUND OF THE DISCLOSURE**

Multi-speed transmissions use a plurality of planetary gearsets, selective couplers, interconnectors, and additional elements to achieve a plurality of forward and reverse speed ratios. Exemplary multi-speed transmissions are disclosed in US Published Patent Application No. 2016/0047440, Ser. No. 14/457,592, titled MULTI-SPEED TRANSMISSION, filed Aug. 12, 2014, the entire disclosure of which is expressly incorporated by reference herein.

**SUMMARY**

The present disclosure provides a multi-speed transmission including a plurality of planetary gearsets and a plurality of selective couplers to achieve at least nine forward speed ratios. The plurality of planetary gearsets may include a first planetary gearset, a second planetary gearset, a third planetary gearset, and a fourth planetary gearset. The plurality of selective couplers may include a number of clutches and a number of brakes. In one example, the present disclosure provides a multi-speed transmission having four planetary gearsets and six selective couplers. The six selective couplers may include three clutches and three brakes or four clutches and two brakes.

In some instances throughout this disclosure and in the claims, numeric terminology, such as first, second, third, and fourth, is used in reference to various gearsets, gears, gearset components, interconnectors, selective couplers, and other components. Such use is not intended to denote an ordering of the components. Rather, numeric terminology is used to assist the reader in identifying the component being referenced and should not be narrowly interpreted as providing a specific order of components. For example, a first planetary gearset identified in the drawings may support any one of the plurality of planetary gearsets recited in the claims, including the first planetary gearset, the second planetary gearset, the third planetary gearset, and the fourth planetary gearset, depending on the language of the claims.

According to an exemplary embodiment of the present disclosure, a transmission is provided. The transmission comprising at least one stationary member; an input member; a plurality of planetary gearsets operatively coupled to the input member; a plurality of selective couplers operatively coupled to the plurality of planetary gearsets; and an output member operatively coupled to the input member through the plurality of planetary gearsets. Each planetary gearset of the plurality of planetary gearsets includes a sun gear, a plurality of planet gears operatively coupled to the sun gear, a planet carrier operatively coupled to the plurality of planet gears, and a ring gear operatively coupled to the plurality of planet gears. The plurality of planetary gearsets includes a first planetary gearset, a second planetary gearset, a third planetary gearset, and a fourth planetary gearset. Each of the plurality of selective couplers has an engaged configuration and a disengaged configuration. The plurality of selective couplers includes a first number of clutches and

2

a second number of brakes, the first number being equal to or greater than the second number. The output member is fixedly coupled to the plurality of planetary gearsets through a first ring gear of the plurality of planetary gearsets and through a first planet carrier of the plurality of planetary gearsets. The input member is fixedly coupled to the plurality of planetary gearsets through a first sun gear of the plurality of planetary gearsets and through a second sun gear of the plurality of planetary gearsets. The transmission further comprises an interconnector which fixedly couples a second ring gear of a first subset of the plurality of planetary gearsets to a third sun gear of a second subset of the plurality of planetary gearsets. The first subset of the plurality of planetary gearsets includes the first planetary gearset and the second planetary gearset. The second subset of the plurality of planetary gearsets includes the third planetary gearset and the fourth planetary gearset.

According to another exemplary embodiment of the present disclosure, a transmission is provided. The transmission comprising at least one stationary member; an input member rotatable relative to the at least one stationary member; a plurality of planetary gearsets operatively coupled to the input member; and an output member operatively coupled to the input member through the plurality of planetary gearsets and rotatable relative to the at least one stationary member. Each of the plurality of planetary gearsets includes a first gearset component, a second gearset component, and a third gearset component. The plurality of planetary gearsets includes a first planetary gearset, a second planetary gearset, a third planetary gearset, and a fourth planetary gearset. The output member is fixedly coupled to the second gearset component of the fourth planetary gearset and to the third gearset component of the third planetary gearset. The transmission further comprising a first interconnector which fixedly couples the third gearset component of the first planetary gearset to the second gearset component of the second planetary gearset; a second interconnector which fixedly couples the third gearset component of the second planetary gearset to the first gearset component of the third planetary gearset; and a plurality of selective couplers. The plurality of selective couplers includes a first selective coupler which, when engaged, fixedly couples the second gearset component of the first planetary gearset to the at least one stationary member; a second selective coupler which, when engaged, fixedly couples the first gearset component of the second planetary gearset to the at least one stationary member; a third selective coupler which, when engaged, fixedly couples the second gearset component of the third planetary gearset to the first gearset component of the first planetary gearset and the first gearset component of the fourth planetary gearset; a fourth selective coupler which, when engaged, fixedly couples the second gearset component of the first planetary gearset to the first gearset component of the third planetary gearset and the third gearset component of the second planetary gearset; a fifth selective coupler which, when engaged, fixedly couples the third gearset component of the fourth planetary gearset to the second gearset component of the third planetary gearset; and a sixth selective coupler which, when engaged, fixedly couples the first gearset component of the second planetary gearset to the second gearset component of the third planetary gearset.

According to yet another exemplary embodiment of the present disclosure, a transmission is provided. The transmission comprising at least one stationary member; an input member rotatable relative to the at least one stationary member; a plurality of planetary gearsets operatively

3

coupled to the input member; and an output member operatively coupled to the input member through the plurality of planetary gearsets and rotatable relative to the at least one stationary member. Each of the plurality of planetary gearsets includes a first gearset component, a second gearset component, and a third gearset component. The plurality of planetary gearsets includes a first planetary gearset, a second planetary gearset, a third planetary gearset, and a fourth planetary gearset. The output member is fixedly coupled to the second gearset component of the fourth planetary gearset and to the third gearset component of the third planetary gearset. The transmission further comprising a first interconnector which fixedly couples the third gearset component of the first planetary gearset to the second gearset component of the second planetary gearset; a second interconnector which fixedly couples the third gearset component of the second planetary gearset to the first gearset component of the third planetary gearset; and a plurality of selective couplers. The plurality of selective couplers includes a first selective coupler which, when engaged, fixedly couples the second gearset component of the first planetary gearset to the at least one stationary member; a second selective coupler which, when engaged, fixedly couples the first gearset component of the second planetary gearset to the at least one stationary member; a third selective coupler which, when engaged, fixedly couples the second gearset component of the third planetary gearset to the first gearset component of the first planetary gearset and the first gearset component of the fourth planetary gearset; a fourth selective coupler which, when engaged, fixedly couples the second gearset component of the first planetary gearset to the first gearset component of the third planetary gearset and the third gearset component of the second planetary gearset; a fifth selective coupler which, when engaged, fixedly couples the third gearset component of the fourth planetary gearset to the second gearset component of the third planetary gearset; and a sixth selective coupler which, when engaged, fixedly couples the second gearset component of the third planetary gearset to the at least one stationary member.

According to a further exemplary embodiment of the present disclosure, a transmission is provided. The transmission comprising at least one stationary member; an input member; a plurality of planetary gearsets operatively coupled to the input member; a plurality of selective couplers operatively coupled to the plurality of planetary gearsets; and an output member operatively coupled to the input member through the plurality of planetary gearsets. Each planetary gearset of the plurality of planetary gearsets includes a sun gear, a plurality of planet gears operatively coupled to the sun gear, a planet carrier operatively coupled to the plurality of planet gears, and a ring gear operatively coupled to the plurality of planet gears. The plurality of planetary gearsets including a first planetary gearset, a second planetary gearset, a third planetary gearset, and a fourth planetary gearset. Each of the plurality of selective couplers has an engaged configuration and a disengaged configuration. The plurality of selective couplers includes a first number of clutches and a second number of brakes. The output member and the input member are both fixedly coupled to a same one of the first planetary gearset, the second planetary gearset, the third planetary gearset, and the fourth planetary gearset. The input member is fixedly coupled to the plurality of planetary gearsets through a first sun gear of the plurality of planetary gearsets and through a second sun gear of the plurality of planetary gearsets.

#### BRIEF DESCRIPTION OF THE DRAWINGS

The above-mentioned and other features and advantages of this disclosure, and the manner of attaining them, will

4

become more apparent and will be better understood by reference to the following description of exemplary embodiments taken in conjunction with the accompanying drawings, wherein:

FIG. 1 is a diagrammatic view of an exemplary multi-speed transmission including four planetary gearsets and six selective couplers;

FIG. 2 is a truth table illustrating the selective engagement of the six selective couplers of FIG. 1 to provide ten forward gear or speed ratios and a reverse gear or speed ratio of the multi-speed transmission of FIG. 1;

FIG. 3 is a diagrammatic view of another exemplary multi-speed transmission including four planetary gearsets and six selective couplers; and

FIG. 4 is a truth table illustrating the selective engagement of the six selective couplers of FIG. 3 to provide nine forward gear or speed ratios and a reverse gear or speed ratio of the multi-speed transmission of FIG. 3.

Corresponding reference characters indicate corresponding parts throughout the several views. The exemplifications set out herein illustrate exemplary embodiments of the invention and such exemplifications are not to be construed as limiting the scope of the invention in any manner.

#### DETAILED DESCRIPTION

For the purposes of promoting an understanding of the principles of the present disclosure, reference is now made to the embodiments illustrated in the drawings, which are described below. The embodiments disclosed below are not intended to be exhaustive or limit the present disclosure to the precise form disclosed in the following detailed description. Rather, the embodiments are chosen and described so that others skilled in the art may utilize their teachings. Therefore, no limitation of the scope of the present disclosure is thereby intended. Corresponding reference characters indicate corresponding parts throughout the several views.

In the disclosed transmission embodiments, selective couplers are disclosed. A selective coupler is a device which may be actuated to fixedly couple two or more components together. A selective coupler fixedly couples two or more components to rotate together as a unit when the selective coupler is in an engaged configuration. Further, the two or more components may be rotatable relative to each other when the selective coupler is in a disengaged configuration. The terms “couples”, “coupled”, “coupler” and variations thereof are used to include both arrangements wherein the two or more components are in direct physical contact and arrangements wherein the two or more components are not in direct contact with each other (e.g., the components are “coupled” via at least a third component), but yet still cooperate or interact with each other.

A first exemplary selective coupler is a clutch. A clutch couples two or more rotating components to one another so that the two or more rotating components rotate together as a unit in an engaged configuration and permits relative rotation between the two or more rotating components in the disengaged position. Exemplary clutches may be shiftable friction-locked multi-disk clutches, shiftable form-locking claw or conical clutches, wet clutches, or any other known form of a clutch.

A second exemplary selective coupler is a brake. A brake couples one or more rotatable components to a stationary component to hold the one or more rotatable components stationary relative to the stationary component in the engaged configuration and permits rotation of the one or more components relative to the stationary component in the

disengaged configuration. Exemplary brakes may be configured as shiftable-friction-locked disk brakes, shiftable friction-locked band brakes, shiftable form-locking claw or conical brakes, or any other known form of a brake.

Selective couplers may be actively controlled devices or passive devices. Exemplary actively controlled devices include hydraulically actuated clutch or brake elements and electrically actuated clutch or brake elements. Additional details regarding systems and methods for controlling selective couplers are disclosed in the above-incorporated US Published Patent Application No. 2016/0047440.

In addition to coupling through selective couplers, various components of the disclosed transmission embodiments may be fixedly coupled together continuously throughout the operation of the disclosed transmissions. Components may be fixedly coupled together either permanently or removably. Components may be fixedly coupled together through spline connections, press fitting, fasteners, welding, machined or formed functional portions of a unitary piece, or other suitable methods of connecting components.

The disclosed transmission embodiments include a plurality of planetary gearsets. Each planetary gearset includes at least four components: a sun gear; a ring gear; a plurality of planet gears; and a carrier that is rotatably coupled to and carries the planet gears. In the case of a simple planetary gearset, the teeth of the sun gear are intermeshed with the teeth of the planet gears which are in turn intermeshed with the teeth of the ring gear. Each of these components may also be referred to as a gearset component. It will be apparent to one of skill in the art that some planetary gearsets may include further components than those explicitly identified. For example, one or more of the planetary gearsets may include two sets of planet gears. A first set of planet gears may intermesh with the sun gear while the second set of planet gears intermesh with the first set of planet gears and the ring gear. Both sets of planet gears are carried by the planet carrier.

One or more rotating components, such as shafts, drums, and other components, may be collectively referred to as an interconnector when the one or more components are fixedly coupled together. Interconnectors may further be fixedly coupled to one or more gearset components and/or one or more selective couplers.

An input member of the disclosed transmission embodiments is rotated by a prime mover. Exemplary prime movers include internal combustion engines, electric motors, hybrid power systems, and other suitable power systems. In one embodiment, the prime mover indirectly rotates the input member through a clutch and/or a torque converter. An output member of the disclosed transmission embodiments provides rotational power to one or more working components. Exemplary working components include one or more drive wheels of a motor vehicle, a power take-off shaft, and other suitable devices. The output member is rotated based on the interconnections of the gearset components and the selective couplers of the transmission. By changing the interconnections of the gearset components and the selective couplers, a rotation speed of the output member may be varied from a rotation speed of the input member.

The disclosed transmission embodiments are capable of transferring torque from the input member to the output member and rotating the output member in at least nine forward gear or speed ratios relative to the input member and at least one reverse gear or speed ratio wherein the rotation direction of the output member is reversed relative to its rotation direction for the at least nine forward ratios. Exemplary gear ratios that may be obtained using the embodi-

ments of the present disclosure are disclosed herein. Of course, other gear ratios are achievable depending on the characteristics of the gearsets utilized. Exemplary characteristics include respective gear diameters, the number of gear teeth, and the configurations of the various gears.

FIG. 1 is a diagrammatic representation of a multi-speed transmission 100. Multi-speed transmission 100 includes an input member 102 and an output member 104. Each of input member 102 and output member 104 is rotatable relative to at least one stationary member 106. An exemplary input member 102 is an input shaft or other suitable rotatable component. An exemplary output member 104 is an output shaft or other suitable rotatable component. An exemplary stationary member 106 is a housing of multi-speed transmission 100. The housing may include several components coupled together.

Multi-speed transmission 100 includes a plurality of planetary gearsets, illustratively a first planetary gearset 108, a second planetary gearset 110, a third planetary gearset 112, and a fourth planetary gearset 114. In one embodiment, additional planetary gearsets may be included. Further, although first planetary gearset 108, second planetary gearset 110, third planetary gearset 112, and fourth planetary gearset 114 are illustrated as simple planetary gearsets, it is contemplated that compound planetary gearsets may be included in some embodiments.

In one embodiment, multi-speed transmission 100 is arranged as illustrated in FIG. 1, with first planetary gearset 108 positioned between a first location or end 116 at which input member 102 enters stationary member 106 and second planetary gearset 110, second planetary gearset 110 is positioned between first planetary gearset 108 and third planetary gearset 112, third planetary gearset 112 is positioned between second planetary gearset 110 and fourth planetary gearset 114, and fourth planetary gearset 114 is positioned between third planetary gearset 112 and a second location or end 118 at which output member 104 exits stationary member 106. In alternative embodiments, first planetary gearset 108, second planetary gearset 110, third planetary gearset 112, and fourth planetary gearset 114 are arranged in any order relative to location 116 and location 118. In the illustrated embodiment of FIG. 1, each of first planetary gearset 108, second planetary gearset 110, third planetary gearset 112, and fourth planetary gearset 114 are axially aligned. In one example, input member 102 and output member 104 are also axially aligned with first planetary gearset 108, second planetary gearset 110, third planetary gearset 112, and fourth planetary gearset 114. In alternative embodiments, one or more of input member 102, output member 104, first planetary gearset 108, second planetary gearset 110, third planetary gearset 112, and fourth planetary gearset 114 are offset and not axially aligned with the remainder.

First planetary gearset 108 includes a sun gear 120, a planet carrier 122 supporting a plurality of planet gears 124, and a ring gear 126. Second planetary gearset 110 includes a sun gear 130, a planet carrier 132 supporting a plurality of planet gears 134, and a ring gear 136. Third planetary gearset 112 includes a sun gear 140, a planet carrier 142 supporting a plurality of planet gears 144, and a ring gear 146. Fourth planetary gearset 114 includes a sun gear 150, a planet carrier 152 supporting a plurality of planet gears 154, and a ring gear 156.

Multi-speed transmission 100 further includes a plurality of selective couplers, illustratively a first selective coupler 162, a second selective coupler 164, a third selective coupler 166, a fourth selective coupler 168, a fifth selective coupler

170, and a sixth selective coupler 172. In the illustrated embodiment, first selective coupler 162 and second selective coupler 164 are brakes and third selective coupler 166, fourth selective coupler 168, fifth selective coupler 170, and sixth selective coupler 172 are clutches. The axial locations of the clutches and brakes relative to the plurality of planetary gearsets may be altered from the illustrated axial locations.

Multi-speed transmission 100 includes several components that are illustratively shown as being fixedly coupled together. Input member 102 is fixedly coupled to sun gear 120 of first planetary gearset 108, sun gear 150 of fourth planetary gearset 114, and third selective coupler 166. Output member 104 is fixedly coupled to planet carrier 152 of fourth planetary gearset 114 and ring gear 146 of third planetary gearset 112. Ring gear 126 of first planetary gearset 108 and planet carrier 132 of second planetary gearset 110 are fixedly coupled together. Ring gear 136 of second planetary gearset 110, sun gear 140 of third planetary gearset 112, and fourth selective coupler 168 are fixedly coupled together. Ring gear 156 of fourth planetary gearset 114 is fixedly coupled to fifth selective coupler 170. Planet carrier 122 of first planetary gearset 108, first selective coupler 162, and fourth selective coupler 168 are fixedly coupled together. Planet carrier 142 of third planetary gearset 112, third selective coupler 166, fifth selective coupler 170, and sixth selective coupler 172 are fixedly coupled together. Sun gear 130 of second planetary gearset 110, second selective coupler 164, and sixth selective coupler 172 are fixedly coupled together.

Multi-speed transmission 100 may be described as having eight interconnectors. Input member 102 is a first interconnector that both provides input torque to multi-speed transmission 100 and fixedly couples sun gear 120 of first planetary gearset 108, sun gear 150 of fourth planetary gearset 114, and third selective coupler 166 together. Output member 104 is a second interconnector that both provides output torque from multi-speed transmission 100 and fixedly couples ring gear 146 of third planetary gearset 112 to planet carrier 152 of fourth planetary gearset 114. A third interconnector 180 fixedly couples ring gear 126 of first planetary gearset 108 and planet carrier 132 of second planetary gearset 110 together. A fourth interconnector 182 fixedly couples ring gear 136 of second planetary gearset 110, sun gear 140 of third planetary gearset 112, and fourth selective coupler 168 together. A fifth interconnector 184 fixedly couples ring gear 156 of fourth planetary gearset 114 to fifth selective coupler 170. A sixth interconnector 186 fixedly couples planet carrier 122 of first planetary gearset 108, first selective coupler 162, and fourth selective coupler 168 together. A seventh interconnector 188 fixedly couples planet carrier 142 of third planetary gearset 112, third selective coupler 166, fifth selective coupler 170, and sixth selective coupler 172 together. An eighth interconnector 190 fixedly couples sun gear 130 of second planetary gearset 110, second selective coupler 164, and sixth selective coupler 172 together.

In one embodiment, first planetary gearset 108 and second planetary gearset 110 are a first subset of first planetary gearset 108, second planetary gearset 110, third planetary gearset 112, and fourth planetary gearset 114 and third planetary gearset 112 and fourth planetary gearset 114 are a second subset of first planetary gearset 108, second planetary gearset 110, third planetary gearset 112, and fourth planetary gearset 114. Fourth interconnector 182 fixedly couples the first subset of first planetary gearset 108, second planetary gearset 110, third planetary gearset 112, and fourth

planetary gearset 114 to the second subset of first planetary gearset 108, second planetary gearset 110, third planetary gearset 112, and fourth planetary gearset 114. In the illustrated embodiment of transmission 100, fourth interconnector 182 fixedly couples ring gear 136 of second planetary gearset 110 to sun gear 140 of third planetary gearset 112. In other embodiments, fourth interconnector 182 fixedly couples any one or more of the gearset components of the first subset of first planetary gearset 108, second planetary gearset 110, third planetary gearset 112, and fourth planetary gearset 114 to any one or more of the gearset components of the second subset of first planetary gearset 108, second planetary gearset 110, third planetary gearset 112, and fourth planetary gearset 114.

Multi-speed transmission 100 further includes several components that are illustratively shown as being selectively coupled together through selective couplers. First selective coupler 162, when engaged, fixedly couples planet carrier 122 of first planetary gearset 108 to stationary member 106. When first selective coupler 162 is disengaged, planet carrier 122 of first planetary gearset 108 may rotate relative to stationary member 106.

Second selective coupler 164, when engaged, fixedly couples sun gear 130 of second planetary gearset 110 to stationary member 106. When second selective coupler 164 is disengaged, sun gear 130 of second planetary gearset 110 may rotate relative to stationary member 106.

Third selective coupler 166, when engaged, fixedly couples planet carrier 142 of third planetary gearset 112 to sun gear 120 of first planetary gearset 108 and sun gear 150 of fourth planetary gearset 114. When third selective coupler 166 is disengaged, planet carrier 142 of third planetary gearset 112 may rotate relative to sun gear 120 of first planetary gearset 108 and sun gear 150 of fourth planetary gearset 114.

Fourth selective coupler 168, when engaged, fixedly couples planet carrier 122 of first planetary gearset 108 to ring gear 136 of second planetary gearset 110 and sun gear 140 of third planetary gearset 112. When fourth selective coupler 168 is disengaged, planet carrier 122 of first planetary gearset 108 may rotate relative to ring gear 136 of second planetary gearset 110 and sun gear 140 of third planetary gearset 112.

Fifth selective coupler 170, when engaged, fixedly couples ring gear 156 of fourth planetary gearset 114 to planet carrier 142 of third planetary gearset 112. When fifth selective coupler 170 is disengaged, ring gear 156 of fourth planetary gearset 114 may rotate relative to planet carrier 142 of third planetary gearset 112.

Sixth selective coupler 172, when engaged, fixedly couples planet carrier 142 of third planetary gearset 112 to sun gear 130 of second planetary gearset 110. When sixth selective coupler 172 is disengaged, planet carrier 142 of third planetary gearset 112 may rotate relative to sun gear 130 of second planetary gearset 110.

By engaging various combinations of first selective coupler 162, second selective coupler 164, third selective coupler 166, fourth selective coupler 168, fifth selective coupler 170, and sixth selective coupler 172, additional components of multi-speed transmission 100 may be fixedly coupled together.

The plurality of planetary gearsets and the plurality of selective couplers of multi-speed transmission 100 may be interconnected in various arrangements to provide torque from input member 102 to output member 104 in at least nine forward gear or speed ratios and one reverse gear or speed ratio. Referring to FIG. 2, an exemplary truth table

200 is shown that provides the state of each of first selective coupler 162, second selective coupler 164, third selective coupler 166, fourth selective coupler 168, fifth selective coupler 170, and sixth selective coupler 172 for ten different forward gear or speed ratios and one reverse gear or speed ratio. Each row corresponds to a given interconnection arrangement for transmission 100. The first column provides the gear range (reverse and 1<sup>st</sup>-10<sup>th</sup> forward gears). The second column provides the gear ratio between the input member 102 and the output member 104. The third column provides the gear step. The six rightmost columns illustrate which ones of the selective couplers 162-172 are engaged ("1" indicates engaged) and which ones of selective couplers 162-172 are disengaged ("blank") indicates disengaged). FIG. 2 is only one example of any number of truth tables possible for achieving at least nine forward ratios and one reverse ratio.

In the example of FIG. 2, the illustrated reverse ratio (Rev) is achieved by having second selective coupler 164, fourth selective coupler 168, and sixth selective coupler 172 in an engaged configuration and first selective coupler 162, third selective coupler 166, and fifth selective coupler 170 in a disengaged configuration.

In one embodiment, to place multi-speed transmission 100 in neutral (Neu), all of first selective coupler 162, second selective coupler 164, third selective coupler 166, fourth selective coupler 168, fifth selective coupler 170, and sixth selective coupler 172 are in the disengaged configuration. One or more of first selective coupler 162, second selective coupler 164, third selective coupler 166, fourth selective coupler 168, fifth selective coupler 170, and sixth selective coupler 172 may remain engaged in neutral (Neu) as long as the combination of first selective coupler 162, second selective coupler 164, third selective coupler 166, fourth selective coupler 168, fifth selective coupler 170, and sixth selective coupler 172 does not transmit torque from input member 102 to output member 104.

A first forward ratio (shown as 1st) in truth table 200 of FIG. 2 is achieved by having first selective coupler 162, second selective coupler 164, and sixth selective coupler 172 in an engaged configuration and third selective coupler 166, fourth selective coupler 168, and fifth selective coupler 170 in a disengaged configuration.

A second or subsequent forward ratio (shown as 2nd) in truth table 200 of FIG. 2 is achieved by having second selective coupler 164, fifth selective coupler 170, and sixth selective coupler 172 in an engaged configuration and first selective coupler 162, third selective coupler 166, and fourth selective coupler 168 in a disengaged configuration. Therefore, when transitioning between the first forward ratio and the second forward ratio, first selective coupler 162 is placed in the disengaged configuration and fifth selective coupler 170 is placed in the engaged configuration.

A third or subsequent forward ratio (shown as 3rd) in truth table 200 of FIG. 2 is achieved by having first selective coupler 162, second selective coupler 164, and fifth selective coupler 170 in an engaged configuration and third selective coupler 166, fourth selective coupler 168, and sixth selective coupler 172 in a disengaged configuration. Therefore, when transitioning between the second forward ratio and the third forward ratio, sixth selective coupler 172 is placed in the disengaged configuration and first selective coupler 162 is placed in the engaged configuration.

A fourth or subsequent forward ratio (shown as 4th) in truth table 200 of FIG. 2 is achieved by having first selective coupler 162, fourth selective coupler 168, and fifth selective coupler 170 in an engaged configuration and second selec-

tive coupler 164, third selective coupler 166, and sixth selective coupler 172 in a disengaged configuration. Therefore, when transitioning between the third forward ratio and the fourth forward ratio, second selective coupler 164 is placed in the disengaged configuration and fourth selective coupler 168 is placed in the engaged configuration.

A fifth or subsequent forward ratio (shown as 5th) in truth table 200 of FIG. 2 is achieved by having second selective coupler 164, fourth selective coupler 168, and fifth selective coupler 170 in an engaged configuration and first selective coupler 162, third selective coupler 166, and sixth selective coupler 172 in a disengaged configuration. Therefore, when transitioning between the fourth forward ratio and the fifth forward ratio, first selective coupler 162 is placed in the disengaged configuration and second selective coupler 164 is placed in the engaged configuration.

A sixth or subsequent forward ratio (shown as 6th) in truth table 200 of FIG. 2 is achieved by having second selective coupler 164, third selective coupler 166, and fifth selective coupler 170 in an engaged configuration and first selective coupler 162, fourth selective coupler 168, and sixth selective coupler 172 in a disengaged configuration. Therefore, when transitioning between the fifth forward ratio and the sixth forward ratio, fourth selective coupler 168 is placed in the disengaged configuration and third selective coupler 166 is placed in the engaged configuration. In the sixth forward ratio, torque is carried only by third selective coupler 166 and fifth selective coupler 170, thus second selective coupler 164 does not need to be engaged.

A seventh or subsequent forward ratio (shown as 7th) in truth table 200 of FIG. 2 is achieved by having second selective coupler 164, third selective coupler 166, and fourth selective coupler 168 in an engaged configuration and first selective coupler 162, fifth selective coupler 170, and sixth selective coupler 172 in a disengaged configuration. Therefore, when transitioning between the sixth forward ratio and the seventh forward ratio, fifth selective coupler 170 is placed in the disengaged configuration and fourth selective coupler 168 is placed in the engaged configuration.

An eighth or subsequent forward ratio (shown as 8th) in truth table 200 of FIG. 2 is achieved by having first selective coupler 162, third selective coupler 166, and fourth selective coupler 168 in an engaged configuration and second selective coupler 164, fifth selective coupler 170, and sixth selective coupler 172 in a disengaged configuration. Therefore, when transitioning between the seventh forward ratio and the eighth forward ratio, second selective coupler 164 is placed in the disengaged configuration and first selective coupler 162 is placed in the engaged configuration.

A ninth or subsequent forward ratio (shown as 9th) in truth table 200 of FIG. 2 is achieved by having first selective coupler 162, second selective coupler 164, and third selective coupler 166 in an engaged configuration and fourth selective coupler 168, fifth selective coupler 170, and sixth selective coupler 172 in a disengaged configuration. Therefore, when transitioning between the eighth forward ratio and the ninth forward ratio, fourth selective coupler 168 is placed in the disengaged configuration and second selective coupler 164 is placed in the engaged configuration.

A tenth or subsequent forward ratio (shown as 10th) in truth table 200 of FIG. 2 is achieved by having first selective coupler 162, third selective coupler 166, and sixth selective coupler 172 in an engaged configuration and second selective coupler 164, fourth selective coupler 168, and fifth selective coupler 170 in a disengaged configuration. Therefore, when transitioning between the ninth forward ratio and the tenth forward ratio, second selective coupler 164 is

## 11

placed in the disengaged configuration and sixth selective coupler 172 is placed in the engaged configuration.

The present disclosure contemplates that downshifts follow the reverse sequence of the corresponding upshift (as described above). Further, several power-on skip-shifts that are single-transition are possible (e.g. from 1<sup>st</sup> up to 3<sup>rd</sup>, from 3<sup>rd</sup> down to 1<sup>st</sup>, from 3<sup>rd</sup> up to 5<sup>th</sup>, and from 5<sup>th</sup> down to 3<sup>rd</sup>).

FIG. 3 is a diagrammatic representation of a multi-speed transmission 300. Multi-speed transmission 300 includes an input member 302 and an output member 304. Each of input member 302 and output member 304 is rotatable relative to at least one stationary member 306. An exemplary input member 302 is an input shaft or other suitable rotatable component. An exemplary output member 304 is an output shaft or other suitable rotatable component. An exemplary stationary member 306 is a housing of multi-speed transmission 300. The housing may include several components coupled together.

Multi-speed transmission 300 includes a plurality of planetary gearsets, illustratively a first planetary gearset 308, a second planetary gearset 310, a third planetary gearset 312, and a fourth planetary gearset 314. In one embodiment, additional planetary gearsets may be included. Further, although first planetary gearset 308, second planetary gearset 310, third planetary gearset 312, and fourth planetary gearset 314 are illustrated as simple planetary gearsets, it is contemplated that compound planetary gearsets may be included in some embodiments.

In one embodiment, multi-speed transmission 300 is arranged as illustrated in FIG. 3, with first planetary gearset 308 positioned between a first location or end 316 at which input member 302 enters stationary member 306 and second planetary gearset 310, second planetary gearset 310 is positioned between first planetary gearset 308 and third planetary gearset 312, third planetary gearset 312 is positioned between second planetary gearset 310 and fourth planetary gearset 314, and fourth planetary gearset 314 is positioned between third planetary gearset 312 and a second location or end 318 at which output member 304 exits stationary member 306. In alternative embodiments, first planetary gearset 308, second planetary gearset 310, third planetary gearset 312, and fourth planetary gearset 314 are arranged in any order relative to location 316 and location 318. In the illustrated embodiment of FIG. 3, each of first planetary gearset 308, second planetary gearset 310, third planetary gearset 312, and fourth planetary gearset 314 are axially aligned. In one example, input member 302 and output member 304 are also axially aligned with first planetary gearset 308, second planetary gearset 310, third planetary gearset 312, and fourth planetary gearset 314. In alternative embodiments, one or more of input member 302, output member 304, first planetary gearset 308, second planetary gearset 310, third planetary gearset 312, and fourth planetary gearset 314 are offset and not axially aligned with the remainder.

First planetary gearset 308 includes a sun gear 320, a planet carrier 322 supporting a plurality of planet gears 324, and a ring gear 326. Second planetary gearset 310 includes a sun gear 330, a planet carrier 332 supporting a plurality of planet gears 334, and a ring gear 336. Third planetary gearset 312 includes a sun gear 340, a planet carrier 342 supporting a plurality of planet gears 344, and a ring gear 346. Fourth planetary gearset 314 includes a sun gear 350, a planet carrier 352 supporting a plurality of planet gears 354, and a ring gear 356.

## 12

Multi-speed transmission 300 further includes a plurality of selective couplers, illustratively a first selective coupler 362, a second selective coupler 364, a third selective coupler 366, a fourth selective coupler 368, a fifth selective coupler 370, and a sixth selective coupler 372. In the illustrated embodiment, first selective coupler 362, second selective coupler 364, and sixth selective coupler 372 are brakes and third selective coupler 366, fourth selective coupler 368, and fifth selective coupler 370 are clutches. The axial locations of the clutches and brakes relative to the plurality of planetary gearsets may be altered from the illustrated axial locations.

Multi-speed transmission 300 includes several components that are illustratively shown as being fixedly coupled together. Input member 302 is fixedly coupled to sun gear 320 of first planetary gearset 308, sun gear 350 of fourth planetary gearset 314, and third selective coupler 366. Output member 304 is fixedly coupled to planet carrier 352 of fourth planetary gearset 314 and ring gear 346 of third planetary gearset 312. Ring gear 326 of first planetary gearset 308 and planet carrier 332 of second planetary gearset 310 are fixedly coupled together. Ring gear 336 of second planetary gearset 310, sun gear 340 of third planetary gearset 312, and fourth selective coupler 368 are fixedly coupled together. Ring gear 356 of fourth planetary gearset 314 is fixedly coupled to fifth selective coupler 370. Planet carrier 322 of first planetary gearset 308, fourth selective coupler 368, and first selective coupler 362 are fixedly coupled together. Planet carrier 342 of third planetary gearset 312, third selective coupler 366, fifth selective coupler 370, and sixth selective coupler 372 are fixedly coupled together. Sun gear 330 of second planetary gearset 310 is fixedly coupled to second selective coupler 364.

Multi-speed transmission 300 may be described as having eight interconnectors. Input member 302 is a first interconnector that both provides input torque to multi-speed transmission 300 and fixedly couples sun gear 320 of first planetary gearset 308, sun gear 350 of fourth planetary gearset 314, and third selective coupler 366 together. Output member 304 is a second interconnector that both provides output torque from multi-speed transmission 300 and fixedly couples planet carrier 352 of fourth planetary gearset 314 to ring gear 346 of third planetary gearset 312. A third interconnector 380 fixedly couples ring gear 326 of first planetary gearset 308, and planet carrier 332 of second planetary gearset 310 together. A fourth interconnector 382 fixedly couples ring gear 336 of second planetary gearset 310, sun gear 340 of third planetary gearset 312, and fourth selective coupler 368 together. A fifth interconnector 384 fixedly couples ring gear 356 of fourth planetary gearset 314 to fifth selective coupler 370. A sixth interconnector 386 fixedly couples planet carrier 322 of first planetary gearset 308, first selective coupler 362, and fourth selective coupler 368 together. A seventh interconnector 388 fixedly couples planet carrier 342 of third planetary gearset 312, third selective coupler 366, fifth selective coupler 370, and sixth selective coupler 372. An eighth interconnector 390 fixedly couples sun gear 330 of second planetary gearset 310 to second selective coupler 364.

In one embodiment, first planetary gearset 308 and second planetary gearset 310 are a first subset of first planetary gearset 308, second planetary gearset 310, third planetary gearset 312, and fourth planetary gearset 314 and third planetary gearset 312 and fourth planetary gearset 314 are a second subset of first planetary gearset 308, second planetary gearset 310, third planetary gearset 312, and fourth planetary gearset 314. Fourth interconnector 382 fixedly

couples the first subset of first planetary gearset **308**, second planetary gearset **310**, third planetary gearset **312**, and fourth planetary gearset **314** to the second subset of first planetary gearset **308**, second planetary gearset **310**, third planetary gearset **312**, and fourth planetary gearset **314**. In the illustrated embodiment of transmission **300**, fourth interconnector **382** fixedly couples ring gear **336** of second planetary gearset **310** to sun gear **340** of third planetary gearset **312**. In other embodiments, fourth interconnector **382** fixedly couples any one or more of the gearset components of the first subset of first planetary gearset **308**, second planetary gearset **310**, third planetary gearset **312**, and fourth planetary gearset **314** to any one or more of the gearset components of the second subset of first planetary gearset **308**, second planetary gearset **310**, third planetary gearset **312**, and fourth planetary gearset **314**.

Multi-speed transmission **300** further includes several components that are illustratively shown as being selectively coupled together through selective couplers. First selective coupler **362**, when engaged, fixedly couples planet carrier **322** of first planetary gearset **308** to stationary member **306**. When first selective coupler **362** is disengaged, planet carrier **322** of first planetary gearset **308** may rotate relative to stationary member **306**.

Second selective coupler **364**, when engaged, fixedly couples sun gear **330** of second planetary gearset **310** to stationary member **306**. When second selective coupler **364** is disengaged, sun gear **330** of second planetary gearset **310** may rotate relative to stationary member **306**.

Third selective coupler **366**, when engaged, fixedly couples planet carrier **342** of third planetary gearset **312** to sun gear **320** of first planetary gearset **308** and sun gear **350** of fourth planetary gearset **314**. When third selective coupler **366** is disengaged, planet carrier **342** of third planetary gearset **312** may rotate relative to sun gear **320** of first planetary gearset **308** and sun gear **350** of fourth planetary gearset **314**.

Fourth selective coupler **368**, when engaged, fixedly couples planet carrier **322** of first planetary gearset **308** to ring gear **336** of second planetary gearset **310** and sun gear **340** of third planetary gearset **312**. When fourth selective coupler **368** is disengaged, planet carrier **322** of first planetary gearset **308** may rotate relative to ring gear **336** of second planetary gearset **310** and sun gear **340** of third planetary gearset **312**.

Fifth selective coupler **370**, when engaged, fixedly couples ring gear **356** of fourth planetary gearset **314** to planet carrier **342** of third planetary gearset **312**. When fifth selective coupler **370** is disengaged, ring gear **356** of fourth planetary gearset **314** may rotate relative to planet carrier **342** of third planetary gearset **312**.

Sixth selective coupler **372**, when engaged, fixedly couples planet carrier **342** of third planetary gearset **312** to stationary member **306**. When sixth selective coupler **372** is disengaged, planet carrier **342** of third planetary gearset **312** may rotate relative to stationary member **306**.

By engaging various combinations of first selective coupler **362**, second selective coupler **364**, third selective coupler **366**, fourth selective coupler **368**, fifth selective coupler **370**, and sixth selective coupler **372**, additional components of multi-speed transmission **300** may be fixedly coupled together.

The plurality of planetary gearsets and the plurality of selective couplers of multi-speed transmission **300** may be interconnected in various arrangements to provide torque from input member **302** to output member **304** in at least nine forward gear or speed ratios and one reverse gear or

speed ratio. Referring to FIG. **4**, an exemplary truth table **400** is shown that provides the state of each of first selective coupler **362**, second selective coupler **364**, third selective coupler **366**, fourth selective coupler **368**, fifth selective coupler **370**, and sixth selective coupler **372** for nine different forward gear or speed ratios and one reverse gear or speed ratio. Each row corresponds to a given interconnection arrangement for transmission **300**. The first column provides the gear range (reverse and 1<sup>st</sup>-9<sup>th</sup> forward gears). The second column provides the gear ratio between the input member **302** and the output member **304**. The third column provides the gear step. The six rightmost columns illustrate which ones of the selective couplers **362-372** are engaged ("1" indicates engaged) and which ones of selective couplers **362-372** are disengaged ("(blank)" indicates disengaged). FIG. **4** is only one example of any number of truth tables possible for achieving at least nine forward ratios and one reverse ratio.

In the example of FIG. **4**, the illustrated reverse ratio (Rev) is achieved by having second selective coupler **364**, fourth selective coupler **368**, and sixth selective coupler **372** in an engaged configuration and first selective coupler **362**, third selective coupler **366**, and fifth selective coupler **370** in a disengaged configuration.

In one embodiment, to place multi-speed transmission **300** in neutral (Neu), all of first selective coupler **362**, second selective coupler **364**, third selective coupler **366**, fourth selective coupler **368**, fifth selective coupler **370**, and sixth selective coupler **372** are in the disengaged configuration. One or more of first selective coupler **362**, second selective coupler **364**, third selective coupler **366**, fourth selective coupler **368**, fifth selective coupler **370**, and sixth selective coupler **372** may remain engaged in neutral (Neu) as long as the combination of first selective coupler **362**, second selective coupler **364**, third selective coupler **366**, fourth selective coupler **368**, fifth selective coupler **370**, and sixth selective coupler **372** does not transmit torque from input member **302** to output member **304**.

A first forward ratio (shown as 1st) in truth table **400** of FIG. **4** is achieved by having first selective coupler **362**, second selective coupler **364**, and sixth selective coupler **372** in an engaged configuration and third selective coupler **366**, fourth selective coupler **368**, and fifth selective coupler **370** in a disengaged configuration.

A second or subsequent forward ratio (shown as 2nd) in truth table **400** of FIG. **4** is achieved by having second selective coupler **364**, fifth selective coupler **370**, and sixth selective coupler **372** in an engaged configuration and first selective coupler **362**, third selective coupler **366**, and fourth selective coupler **368** in a disengaged configuration. Therefore, when transitioning between the first forward ratio and the second forward ratio, first selective coupler **362** is placed in the disengaged configuration and fifth selective coupler **370** is placed in the engaged configuration.

A third or subsequent forward ratio (shown as 3rd) in truth table **400** of FIG. **4** is achieved by having first selective coupler **362**, second selective coupler **364**, and fifth selective coupler **370** in an engaged configuration and third selective coupler **366**, fourth selective coupler **368**, and sixth selective coupler **372** in a disengaged configuration. Therefore, when transitioning between the second forward ratio and the third forward ratio, sixth selective coupler **372** is placed in the disengaged configuration and first selective coupler **362** is placed in the engaged configuration.

A fourth or subsequent forward ratio (shown as 4th) in truth table **400** of FIG. **4** is achieved by having first selective coupler **362**, fourth selective coupler **368**, and fifth selective



15

coupler 370 in an engaged configuration and second selective coupler 364, third selective coupler 366, and sixth selective coupler 372 in a disengaged configuration. Therefore, when transitioning between the third forward ratio and the fourth forward ratio, second selective coupler 364 is placed in the disengaged configuration and fourth selective coupler 368 is placed in the engaged configuration.

A fifth or subsequent forward ratio (shown as 5th) in truth table 400 of FIG. 4 is achieved by having second selective coupler 364, fourth selective coupler 368, and fifth selective coupler 370 in an engaged configuration and first selective coupler 362, third selective coupler 366, and sixth selective coupler 372 in a disengaged configuration. Therefore, when transitioning between the fourth forward ratio and the fifth forward ratio, first selective coupler 362 is placed in the disengaged configuration and second selective coupler 364 is placed in the engaged configuration.

A sixth or subsequent forward ratio (shown as 6th) in truth table 400 of FIG. 4 is achieved by having second selective coupler 364, third selective coupler 366, and fifth selective coupler 370 in an engaged configuration and first selective coupler 362, fourth selective coupler 368, and sixth selective coupler 372 in a disengaged configuration. Therefore, when transitioning between the fifth forward ratio and the sixth forward ratio, fourth selective coupler 368 is placed in the disengaged configuration and third selective coupler 366 is placed in the engaged configuration. In the sixth forward ratio, torque is carried only by third selective coupler 366 and fifth selective coupler 370, thus second selective coupler 364 does not need to be engaged.

A seventh or subsequent forward ratio (shown as 7th) in truth table 400 of FIG. 4 is achieved by having second selective coupler 364, third selective coupler 366, and fourth selective coupler 368 in an engaged configuration and first selective coupler 362, fifth selective coupler 370, and sixth selective coupler 372 in a disengaged configuration. Therefore, when transitioning between the sixth forward ratio and the seventh forward ratio, fifth selective coupler 370 is placed in the disengaged configuration and fourth selective coupler 368 is placed in the engaged configuration.

An eighth or subsequent forward ratio (shown as 8th) in truth table 400 of FIG. 4 is achieved by having first selective coupler 362, third selective coupler 366, and fourth selective coupler 368 in an engaged configuration and second selective coupler 364, fifth selective coupler 370, and sixth selective coupler 372 in a disengaged configuration. Therefore, when transitioning between the seventh forward ratio and the eighth forward ratio, second selective coupler 364 is placed in the disengaged configuration and first selective coupler 362 is placed in the engaged configuration.

A ninth or subsequent forward ratio (shown as 9th) in truth table 400 of FIG. 4 is achieved by having first selective coupler 362, second selective coupler 364, and third selective coupler 366 in an engaged configuration and fourth selective coupler 368, fifth selective coupler 370, and sixth selective coupler 372 in a disengaged configuration. Therefore, when transitioning between the eighth forward ratio and the ninth forward ratio, fourth selective coupler 368 is placed in the disengaged configuration and second selective coupler 364 is placed in the engaged configuration.

The present disclosure contemplates that downshifts follow the reverse sequence of the corresponding upshift (as described above). Further, several power-on skip-shifts that are single-transition are possible (e.g. from 1<sup>st</sup> up to 3<sup>rd</sup>, from 3<sup>rd</sup> down to 1<sup>st</sup>, from 3<sup>rd</sup> up to 5<sup>th</sup>, and from 5<sup>th</sup> down to 3<sup>rd</sup>).

16

In the illustrated embodiments, various combinations of three of the available selective couplers are engaged for each of the illustrated forward speed ratios and reverse speed ratios. Additional forward speed ratios and reverse speed ratios are possible based on other combinations of engaged selective couplers. Although in the illustrated embodiments, each forward speed ratio and reverse speed ratio has three of the available selective couplers engaged, it is contemplated that less than three and more than three selective couplers may be engaged at the same time.

While this invention has been described as having exemplary designs, the present invention can be further modified within the spirit and scope of this disclosure. This application is therefore intended to cover any variations, uses, or adaptations of the invention using its general principles. Further, this application is intended to cover such departures from the present disclosure as come within known or customary practice in the art to which this invention pertains and which fall within the limits of the appended claims.

What is claimed is:

1. A transmission comprising:

at least one stationary member;

an input member;

a plurality of planetary gearsets operatively coupled to the input member, each planetary gearset of the plurality of planetary gearsets including a sun gear, a plurality of planet gears operatively coupled to the sun gear, a planet carrier operatively coupled to the plurality of planet gears, and a ring gear operatively coupled to the plurality of planet gears, the plurality of planetary gearsets including a first planetary gearset, a second planetary gearset, a third planetary gearset, and a fourth planetary gearset;

a plurality of selective couplers operatively coupled to the plurality of planetary gearsets, each of the plurality of selective couplers having an engaged configuration and a disengaged configuration, the plurality of selective couplers including a first number of clutches and a second number of brakes, the first number being equal to or greater than the second number;

an output member operatively coupled to the input member through the plurality of planetary gearsets, the output member is fixedly coupled to the plurality of planetary gearsets through a first ring gear of the plurality of planetary gearsets and through a first planet carrier of the plurality of planetary gearsets, the input member is fixedly coupled to the plurality of planetary gearsets through a first sun gear of the plurality of planetary gearsets and through a second sun gear of the plurality of planetary gearsets; and

an interconnector which fixedly couples a second ring gear of a first subset of the plurality of planetary gearsets to a third sun gear of a second subset of the plurality of planetary gearsets, the first subset of the plurality of planetary gearsets including the first planetary gearset and the second planetary gearset and the second subset of the plurality of planetary gearsets including the third planetary gearset and the fourth planetary gearset.

2. The transmission of claim 1, wherein the first sun gear of the plurality of planetary gearsets is the sun gear of the first planetary gearset and the second sun gear of the plurality of planetary gearsets is the sun gear of the fourth planetary gearset.

3. The transmission of claim 1, wherein the second ring gear of the first subset of the plurality of planetary gearsets is the ring gear of the second planetary gearset and the third



17

sun gear of the second subset of the plurality of planetary gearsets is the sun gear of the third planetary gearset.

4. The transmission of claim 1, wherein a sum of the first number and the second number is six.

5. The transmission of claim 4, wherein the first number is at least three and the second number is at least two.

6. The transmission of claim 5, wherein the plurality of selective couplers include a first brake, a second brake, a first clutch, a second clutch, a third clutch, and a fourth clutch, wherein

the first brake, when engaged, fixedly couples the planet carrier of the first planetary gearset to the at least one stationary member;

the second brake, when engaged, fixedly couples the sun gear of the second planetary gearset to the at least one stationary member;

the first clutch, when engaged, fixedly couples the planet carrier of the third planetary gearset to the sun gear of the first planetary gearset and the sun gear of the fourth planetary gearset;

the second clutch, when engaged, fixedly couples the planet carrier of the first planetary gearset to the sun gear of the third planetary gearset and the ring gear of the second planetary gearset;

the third clutch, when engaged, fixedly couples the planet carrier of the third planetary gearset to the ring gear of the fourth planetary gearset; and

the fourth clutch, when engaged, fixedly couples the sun gear of the second planetary gearset to the planet carrier of the third planetary gearset.

7. The transmission of claim 5, wherein the plurality of selective couplers include a first brake, a second brake, a third brake, a first clutch, a second clutch, and a third clutch, wherein

the first brake, when engaged, fixedly couples the planet carrier of the first planetary gearset to the at least one stationary member;

the second brake, when engaged, fixedly couples the sun gear of the second planetary gearset to the at least one stationary member;

the third brake, when engaged, fixedly couples the planet carrier of the third planetary gearset to the at least one stationary member;

the first clutch, when engaged, fixedly couples the planet carrier of the third planetary gearset to the sun gear of the first planetary gearset and the sun gear of the fourth planetary gearset;

the second clutch, when engaged, fixedly couples the planet carrier of the first planetary gearset to the sun gear of the third planetary gearset and the ring gear of the second planetary gearset; and

the third clutch, when engaged, fixedly couples the planet carrier of the third planetary gearset to the ring gear of the fourth planetary gearset.

8. The transmission of claim 1, wherein each of the first planetary gearset, the second planetary gearset, the third planetary gearset, and the fourth planetary gearset is a simple planetary gearset.

9. The transmission of claim 8, wherein the at least one stationary member includes a housing, the housing having a first end and a second end, wherein

the input member is accessible proximate the first end of the housing;

the output member is accessible proximate the second end of the housing;

the first planetary gearset is positioned between the first end of the housing and the second planetary gearset;

18

the second planetary gearset is positioned between the first planetary gearset and the third planetary gearset; the third planetary gearset is positioned between the second planetary gearset and the fourth planetary gearset; and

the fourth planetary gearset is positioned between the third planetary gearset and the second end of the housing.

10. The transmission of claim 9, wherein the plurality of selective couplers are selectively engaged in a plurality of combinations to establish at least nine forward speed ratios and at least one reverse speed ratio between the input member and the output member, each of the plurality of combinations having at least three of the plurality of selective couplers engaged.

11. A transmission comprising:

at least one stationary member;

an input member rotatable relative to the at least one stationary member;

a plurality of planetary gearsets operatively coupled to the input member, each of the plurality of planetary gearsets including a first gearset component, a second gearset component, and a third gearset component, the plurality of planetary gearsets including a first planetary gearset, a second planetary gearset, a third planetary gearset, and a fourth planetary gearset;

an output member operatively coupled to the input member through the plurality of planetary gearsets and rotatable relative to the at least one stationary member, the output member is fixedly coupled to the second gearset component of the fourth planetary gearset and to the third gearset component of the third planetary gearset;

a first interconnector which fixedly couples the third gearset component of the first planetary gearset to the second gearset component of the second planetary gearset;

a second interconnector which fixedly couples the third gearset component of the second planetary gearset to the first gearset component of the third planetary gearset; and

a plurality of selective couplers, wherein the plurality of selective couplers includes:

a first selective coupler which, when engaged, fixedly couples the second gearset component of the first planetary gearset to the at least one stationary member;

a second selective coupler which, when engaged, fixedly couples the first gearset component of the second planetary gearset to the at least one stationary member;

a third selective coupler which, when engaged, fixedly couples the second gearset component of the third planetary gearset to the first gearset component of the first planetary gearset and the first gearset component of the fourth planetary gearset;

a fourth selective coupler which, when engaged, fixedly couples the second gearset component of the first planetary gearset to the first gearset component of the third planetary gearset and the third gearset component of the second planetary gearset;

a fifth selective coupler which, when engaged, fixedly couples the third gearset component of the fourth planetary gearset to the second gearset component of the third planetary gearset; and

a sixth selective coupler which, when engaged, fixedly couples the first gearset component of the second planetary gearset to the second gearset component of the third planetary gearset.

19

12. The transmission of claim 11, wherein each of the first planetary gearset, the second planetary gearset, the third planetary gearset, and the fourth planetary gearset is a simple planetary gearset.

13. The transmission of claim 12, wherein the first gearset 5  
component of the first planetary gearset is a first sun gear, the first gearset component of the second planetary gearset is a second sun gear, the first gearset component of the third planetary gearset is a third sun gear, the first gearset component of the fourth planetary gearset is a fourth sun gear, the second gearset component of the first planetary gearset is a first planet carrier, the second gearset component of the second planetary gearset is a second planet carrier, the second gearset component of the third planetary gearset is a third planet carrier, the second gearset component of the fourth planetary gearset is a fourth planet carrier, the third gearset component of the first planetary gearset is a first ring gear, the third gearset component of the second planetary gearset is a second ring gear, the third gearset component of the third planetary gearset is a third ring gear, and the third gearset component of the fourth planetary gearset is a fourth ring gear.

14. The transmission of claim 11, wherein the at least one stationary member includes a housing, the housing having a first end and a second end, wherein the input member is accessible proximate the first end of the housing;

the output member is accessible proximate the second end of the housing;

the first planetary gearset is positioned between the first end of the housing and the second planetary gearset; the second planetary gearset is positioned between the first planetary gearset and the third planetary gearset; the third planetary gearset is positioned between the second planetary gearset and the fourth planetary gearset; and

the fourth planetary gearset is positioned between the third planetary gearset and the second end of the housing.

15. A transmission comprising:

at least one stationary member;

an input member rotatable relative to the at least one stationary member;

a plurality of planetary gearsets operatively coupled to the input member, each of the plurality of planetary gearsets including a first gearset component, a second gearset component, and a third gearset component, the plurality of planetary gearsets including a first planetary gearset, a second planetary gearset, a third planetary gearset, and a fourth planetary gearset;

an output member operatively coupled to the input member through the plurality of planetary gearsets and rotatable relative to the at least one stationary member, the output member is fixedly coupled to the second gearset component of the fourth planetary gearset and to the third gearset component of the third planetary gearset;

a first interconnector which fixedly couples the third gearset component of the first planetary gearset to the second gearset component of the second planetary gearset;

a second interconnector which fixedly couples the third gearset component of the second planetary gearset to the first gearset component of the third planetary gearset; and

20

a plurality of selective couplers, wherein the plurality of selective couplers includes:

a first selective coupler which, when engaged, fixedly couples the second gearset component of the first planetary gearset to the at least one stationary member;

a second selective coupler which, when engaged, fixedly couples the first gearset component of the second planetary gearset to the at least one stationary member;

a third selective coupler which, when engaged, fixedly couples the second gearset component of the third planetary gearset to the first gearset component of the first planetary gearset and the first gearset component of the fourth planetary gearset;

a fourth selective coupler which, when engaged, fixedly couples the second gearset component of the first planetary gearset to the first gearset component of the third planetary gearset and the third gearset component of the second planetary gearset;

a fifth selective coupler which, when engaged, fixedly couples the third gearset component of the fourth planetary gearset to the second gearset component of the third planetary gearset; and

a sixth selective coupler which, when engaged, fixedly couples the second gearset component of the third planetary gearset to the at least one stationary member.

16. The transmission of claim 15, wherein each of the first planetary gearset, the second planetary gearset, the third planetary gearset, and the fourth planetary gearset is a simple planetary gearset.

17. The transmission of claim 16, wherein the first gearset component of the first planetary gearset is a first sun gear, the first gearset component of the second planetary gearset is a second sun gear, the first gearset component of the third planetary gearset is a third sun gear, the first gearset component of the fourth planetary gearset is a fourth sun gear, the second gearset component of the first planetary gearset is a first planet carrier, the second gearset component of the second planetary gearset is a second planet carrier, the second gearset component of the third planetary gearset is a third planet carrier, the second gearset component of the fourth planetary gearset is a fourth planet carrier, the third gearset component of the first planetary gearset is a first ring gear, the third gearset component of the second planetary gearset is a second ring gear, the third gearset component of the third planetary gearset is a third ring gear, and the third gearset component of the fourth planetary gearset is a fourth ring gear.

18. The transmission of claim 15, wherein the at least one stationary member includes a housing, the housing having a first end and a second end, wherein

the input member is accessible proximate the first end of the housing;

the output member is accessible proximate the second end of the housing;

the first planetary gearset is positioned between the first end of the housing and the second planetary gearset;

the second planetary gearset is positioned between the first planetary gearset and the third planetary gearset;

the third planetary gearset is positioned between the second planetary gearset and the fourth planetary gearset; and

the fourth planetary gearset is positioned between the third planetary gearset and the second end of the housing.

\* \* \* \* \*