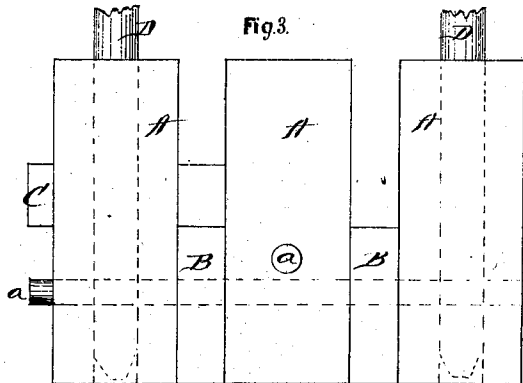
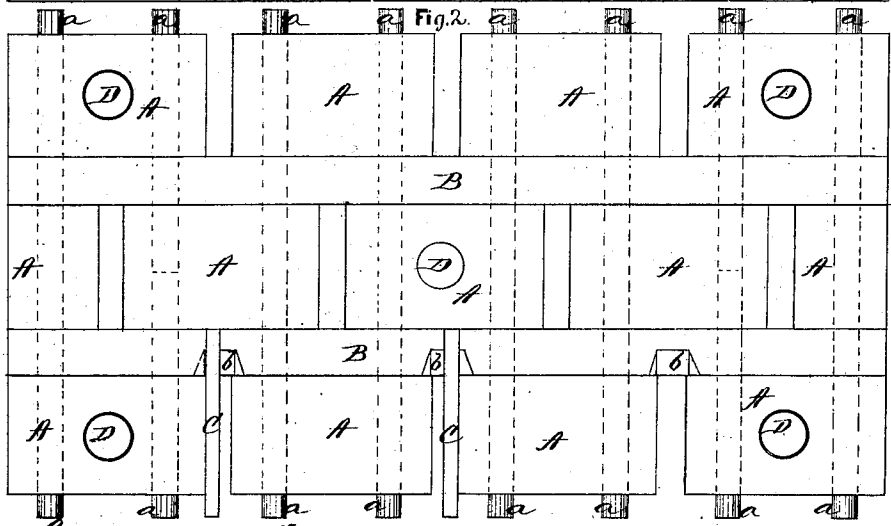
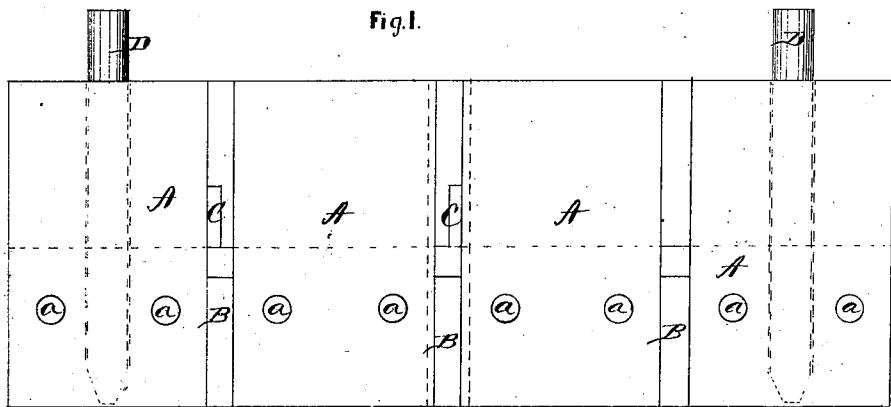


HENRY M. BEIDLER

111425

Wooden Pavement

PATENTED JAN 31 1871



Witnesses.
 Jas. O. Hutchinson
 H. L. Ever

Inventor.
 H. M. Beidler
 per
 Alexander Mason
 atty.

United States Patent Office.

HENRY M. BEIDLER, OF PHILADELPHIA, PENNSYLVANIA.

Letters Patent No. 111,425, dated January 31, 1871.

IMPROVEMENT IN WOOD PAVEMENTS.

The Schedule referred to in these Letters Patent and making part of the same.

To all whom it may concern:

Be it known that I, HENRY M. BEIDLER, of Philadelphia, in the county of Philadelphia and in the State of Pennsylvania, have invented certain new and useful Improvements in Wooden Pavement; and do hereby declare that the following is a full, clear, and exact description thereof, reference being had to the accompanying drawing and to the letters of reference marked thereon making a part of this specification.

The nature of my invention consists in the construction and arrangement of a sectional wooden pavement, as will be hereinafter more fully set forth.

In order to enable others skilled in the art to which my invention appertains to make and use the same, I will now proceed to describe its construction and operation, referring to the annexed drawing, in which—

Figure 1 is a side view;

Figure 2, a plan view; and

Figure 3, an end view of one section of my pavement.

Each section of my pavement is composed of a series of wooden blocks, A A, placed endwise up and down, as shown in the drawing, to form one section of the desired dimensions.

Lengthwise through the section, at the bottom, run boards or blocks B B, of suitable thickness, to keep the blocks A A at proper distance apart; and the blocks A A, on each side of the boards B, are placed at the same or nearly the same distance apart, as shown in fig. 2.

The blocks A and B are then secured together by means of dowel-pins *a a*, which may either run clear through or only partially through the section.

It will be seen that in this manner there is left a space between all the blocks A A for a suitable distance down, which spaces are to be filled with gravel packed down. This filling is, however, not intended to run all the way down to the bottom of the blocks A.

Lengthwise through the section the boards or blocks B B prevent it (the gravel) from going down, but in the spaces between the blocks on each side of the boards there is nothing to prevent the gravel from settling down.

To obviate this difficulty I place strips C C, in the manner shown in fig. 2, so as to partially close up said spaces; that is, close them up at about the same height as the upper edge of the boards or blocks B, so as to prevent the gravel from settling down, but allow the water to pass downward between the blocks A A.

To facilitate the passage of water the boards or blocks B are cut with notches *b* (shown in fig. 2) at the spaces between the blocks A A.

The section thus made is placed on the bed prepared for the same, and fastened by means of pins D D of wood or iron passing through the corner and center blocks and driven into the ground.

In place of square blocks I may use round blocks, connected substantially as described above.

A pavement made in this way, of sections, is cheap and easily made, and any number of sections may be readily taken up when necessary for the putting down of water or gas-pipes.

If any section of my pavement should, by wear or from other causes, give or rock, it can easily be remedied by boring a hole through one or more of the blocks A and putting down additional pins D, which will securely fasten the section.

Having thus fully described my invention,

What I claim as new, and desire to secure by Letters Patent, is—

1. The boards or blocks B B provided with notches *b b*, and the strips C C, arranged as described, in connection with the blocks A A, substantially as and for the purposes herein set forth.

2. A wooden pavement, made in sections, composed of a series of blocks, A, notched boards B, and strips C, the blocks A being arranged slightly apart, and connected together by the pins *a*, and to the earth by the pins D, all substantially as and for the purposes set forth.

In testimony that I claim the foregoing I have hereunto set my hand this 12th day of January, 1871.

H. M. BEIDLER.

Witnesses:

C. L. EVERT,
A. N. MARR.