



US00D501792S

(12) **United States Design Patent**
Priestman

(10) **Patent No.:** **US D501,792 S**

(45) **Date of Patent:** **** Feb. 15, 2005**

(54) **BOTTLE**

(75) Inventor: **Paul Priestman**, London (GB)

(73) Assignee: **Unilever Bestfoods North America,**
division of Conopco, Inc., Englewood
Cliffs, NJ (US)

(**) Term: **14 Years**

(21) Appl. No.: **29/176,832**

(22) Filed: **Feb. 27, 2003**

(30) **Foreign Application Priority Data**

Sep. 4, 2002 (GB) 3006727

(51) **LOC (7) Cl.** **09-01**

(52) **U.S. Cl.** **D9/500; D9/505; D9/520;**
D9/502

(58) **Field of Search** D9/300, 337-338,
D9/500, 502-503, 505, 516, 529-530, 536-539,
544-546, 549, 558, 561, 564, 569-570,
572, 574-575; D24/197; 215/381-384,
396, 398, 400; 222/210, 212-213

(56) **References Cited**

U.S. PATENT DOCUMENTS

D227,003 S	*	5/1973	Graham	D9/520 X
D333,268 S	*	2/1993	Arlinghaus et al.	D9/538
D347,390 S	*	5/1994	Kovacic et al.	D9/539
D376,539 S	*	12/1996	Shofner	D9/417
D379,307 S	*	5/1997	Marriage	D9/503
D384,889 S	*	10/1997	Nasrallah	D9/500
D412,281 S	*	7/1999	Lindsay et al.	D9/500
D421,910 S	*	3/2000	Warner et al.	D9/520
D426,953 S	*	6/2000	Vanden Dries et al.	D3/264
D430,803 S	*	9/2000	Reis et al.	D9/542

D430,805 S	*	9/2000	Jentgen	D9/544
D436,501 S	*	1/2001	Huang	D7/608
D437,229 S	*	2/2001	Andrew	D9/516
D447,693 S	*	9/2001	Warner et al.	D9/503
D456,714 S	*	5/2002	Brauner et al.	D9/500
D467,179 S	*	12/2002	Nelson et al.	D9/503

OTHER PUBLICATIONS

Land-O-Lakes "Grip'n Go Milk", Trademark as "The Grip".*

Co-pending case Farr et al.; U.S. Appl. No. 10/081,483, filed Feb. 22, 2002; For: Effervescent Beverage Product.

Co-pending case Farr et al.; U.S. Appl. No. 10/081,575, filed Feb. 22, 2002; For: Effervescent Beverage Product and Method For Drinking the Same.

* cited by examiner

Primary Examiner—Philip S. Hyder

Assistant Examiner—Carol Rademaker

(57) **CLAIM**

The ornamental design for a bottle, as shown and described.

DESCRIPTION

FIG. 1 is a top perspective view of a bottle in accordance with my new design,

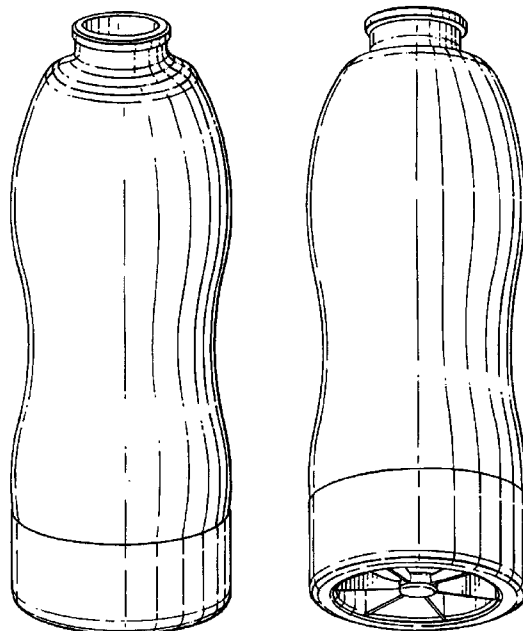
FIG. 2 is a side view of a bottle in accordance with my new design,

FIG. 3 is a top plan view of a bottle in accordance with my new design.

FIG. 4 is a bottom plan view of a bottle in accordance with my new design; and,

FIG. 5 is a bottom perspective view of a bottle in accordance with my new design.

1 Claim, 3 Drawing Sheets



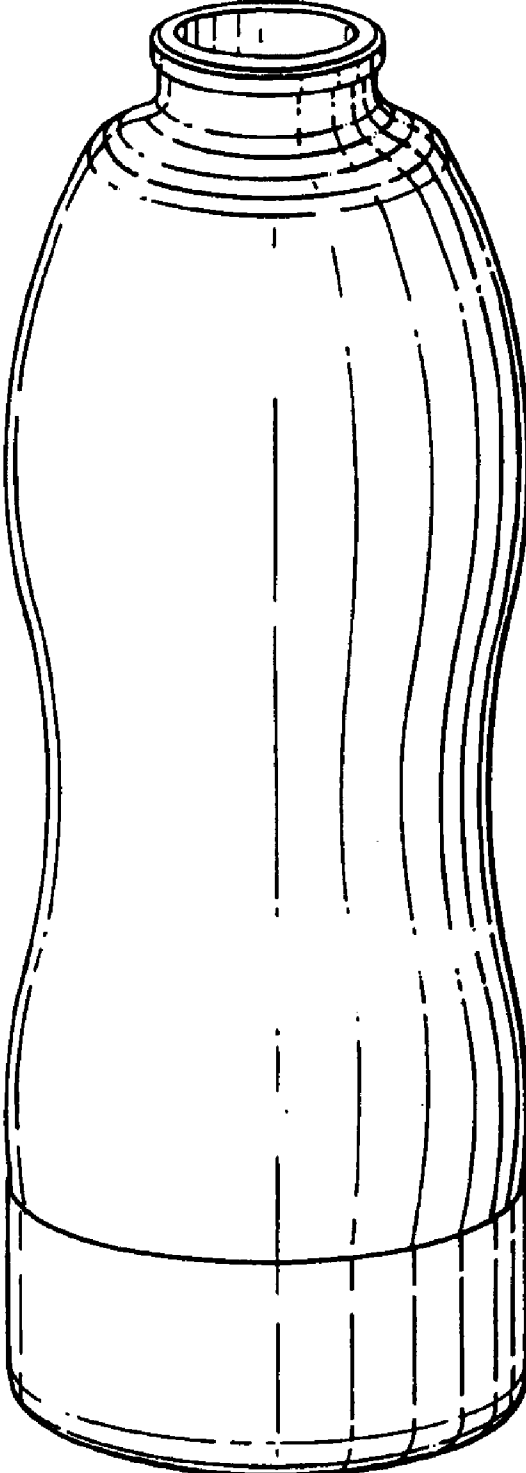


Fig. 1.

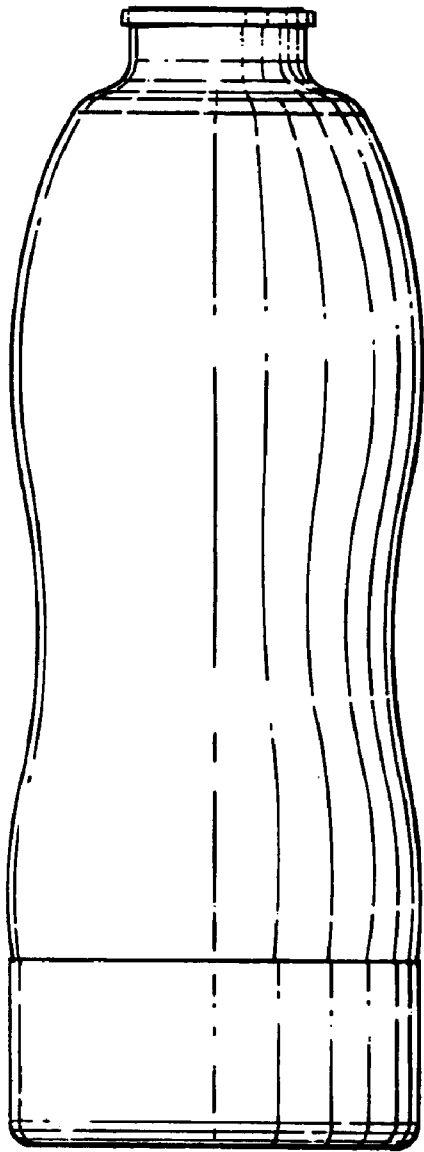


Fig.2.

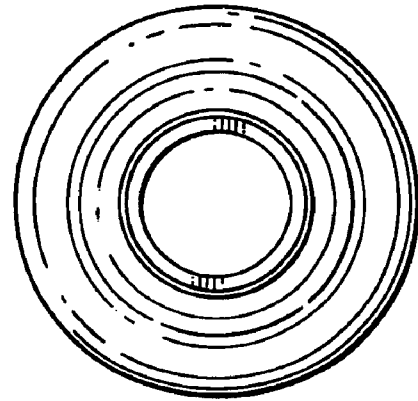


Fig.3.




Fig.4.

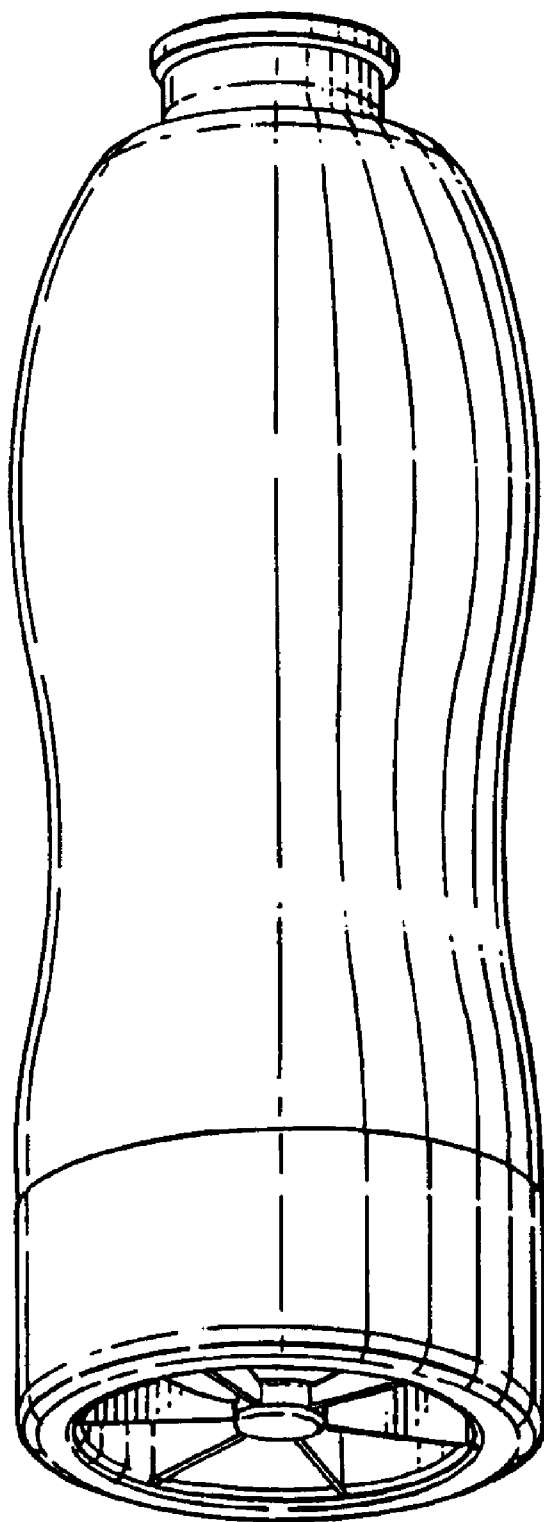


Fig.5.