



(51) International Patent Classification:

*F25D 3/08* (2006.01)      *F25D 3/02* (2006.01)  
*A61F 7/08* (2006.01)      *F25D 3/06* (2006.01)  
*B65D 81/18* (2006.01)      *F25D 5/02* (2006.01)

(21) International Application Number:

PCT/US2016/027638

(22) International Filing Date:

14 April 2016 (14.04.2016)

(25) Filing Language:

English

(26) Publication Language:

English

(30) Priority Data:

62/147,631      15 April 2015 (15.04.2015)      US

(71) Applicant: AMERICAN AEROGEL CORPORATION

[US/US]; 460 Buffalo Road, Rochester, New York 14611 (US).

(72) Inventors:

**KILMER, Derek S.**; 90 Caversham Woods, Pittsford, New York 14534 (US). **SULLIVAN, Jeffrey R.**; 1258 Edgemere Drive, Rochester, New York 14612 (US). **WYRSTA, Michael**; 720 N. Alisos Rd., Santa Barbara, California 93103 (US). **KOMON, Zachary**; 7657 Angeleno Rd., San Diego, California 92126 (US).

(74) Agents:

**HORAN, Nina** et al.; Byrne Poh LLP, 11 Broadway, Suite 1115, New York, New York 10004 (US).

(81) Designated States

(unless otherwise indicated, for every kind of national protection available): AE, AG, AL, AM, AO, AT, AU, AZ, BA, BB, BG, BH, BN, BR, BW, BY, BZ, CA, CH, CL, CN, CO, CR, CU, CZ, DE, DK, DM, DO, DZ, EC, EE, EG, ES, FI, GB, GD, GE, GH, GM, GT, HN, HR, HU, ID, IL, IN, IR, IS, JP, KE, KG, KN, KP, KR, KZ, LA, LC, LK, LR, LS, LU, LY, MA, MD, ME, MG, MK, MN, MW, MX, MY, MZ, NA, NG, NI, NO, NZ, OM, PA, PE, PG, PH, PL, PT, QA, RO, RS, RU, RW, SA, SC, SD, SE, SG, SK, SL, SM, ST, SV, SY, TH, TJ, TM, TN, TR, TT, TZ, UA, UG, US, UZ, VC, VN, ZA, ZM, ZW.

[Continued on next page]

(54) Title: VESSEL ASSEMBLIES FOR TEMPERATURE CONTROL

(57) Abstract: This present disclosure provides a vessel assembly for use in temperature sensitive shipping that can maintain a payload temperature across a range of temperatures. Importantly, the vessel assembly of the present disclosure reduces the overall packaging materials used in a shipper box and prevents the "wrong" mixture of PCM-containing vessels from being used.

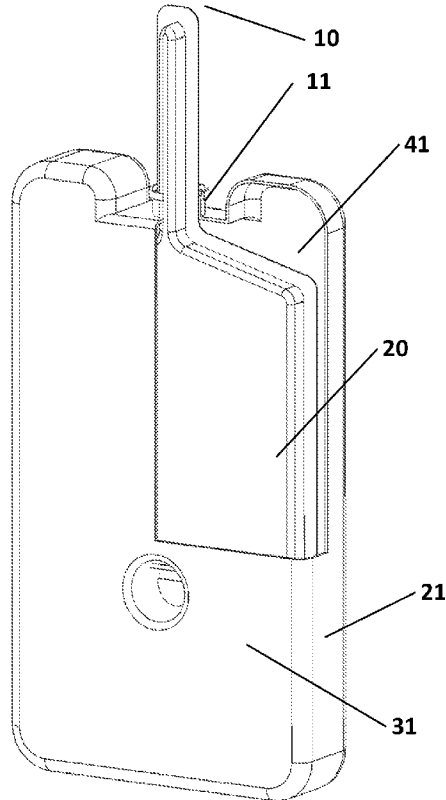


FIG. 1

WO 2016/168523 A1



**(84) Designated States** (*unless otherwise indicated, for every kind of regional protection available*): ARIPO (BW, GH, GM, KE, LR, LS, MW, MZ, NA, RW, SD, SL, ST, SZ, TZ, UG, ZM, ZW), Eurasian (AM, AZ, BY, KG, KZ, RU, TJ, TM), European (AL, AT, BE, BG, CH, CY, CZ, DE, DK, EE, ES, FI, FR, GB, GR, HR, HU, IE, IS, IT, LT, LU, LV, MC, MK, MT, NL, NO, PL, PT, RO, RS, SE,

SI, SK, SM, TR), OAPI (BF, BJ, CF, CG, CI, CM, GA, GN, GQ, GW, KM, ML, MR, NE, SN, TD, TG).

**Published:**

— *with international search report (Art. 21(3))*

## VESSEL ASSEMBLIES FOR TEMPERATURE CONTROL

## 1. BACKGROUND

In the field of temperature sensitive shipping, it is desirable to keep the temperature as constant as possible and within a specific temperature range, depending on the type of product being shipped. Typically, this is achieved, in passive systems (i.e., those without mechanical devices), by using a phase change material (PCM) within a shipper box. The PCM offsets the heat energy entering or leaving the shipper box, by absorbing or releasing energy as it changes temperature or as it changes phase from solid to a liquid, solid to a gas or from a liquid to a gas (or vice versa).

A single PCM can be used in situations in which it is desired to maintain a payload at temperature below or above a certain temperature. For example, a single PCM can be used at or near the desired temperature range. However, in situations in which it is desired to maintain a payload within a range of temperatures, a single PCM is not effective. This is because a single PCM is unable to affect or bracket the two different temperatures.

Specifically, if a single PCM that changes phase at 4 °C is used to maintain a range of temperatures, such as 2-8 °C, then to keep the temperature from falling below 2 °C, the PCM must be preconditioned at a temperature of above 4 °C to a liquid state at 6 °C. However, this liquid 6 °C PCM is not effective at preventing the temperature from rising above 8 °C. If, on the other hand, a different PCM that changes phase at 6 °C is frozen to 4 °C is used, the frozen PCM is effective in preventing the payload from rising in temperature above 8 °C, but not effective in preventing the payload from falling in temperature below 2 °C.

Thus, in situations in which it is desired to maintain a payload temperature across a range of temperatures, more than one PCM can be used. In practice, a single PCM is placed within a vessel (e.g., a bag, bottle, container and the like). Another PCM, is placed within a second vessel. A mixture of the two vessels are then arranged within a shipper box to achieve the desired temperature range. However, this arrangement often leads to an excess of packaging materials that do not contribute to the desired temperature control because each vessel, when packed, increases the amount of packaging materials within the shipper box, and importantly, adds empty spaces within the shipper box. Moreover, shipper boxes are

commonly assembled by personnel who are not experienced with PCMs. What can happen is that, without specific instructions, the wrong mixture of PCM containing vessels may be used, thereby compromising the product being shipped.

## 2. SUMMARY OF THE DISCLOSURE

5 This present disclosure provides a vessel assembly for use in temperature sensitive shipping that can maintain a payload temperature across a range of temperatures. Importantly, the vessel assembly of the present disclosure reduces the overall packaging materials used in a shipper box and prevents the “wrong” mixture of PCM-containing vessels from being used.

10 In one aspect, the present disclosure provides a vessel assembly comprising a vessel having a first filling port; and a bladder having a second filling port. The chamber of the vessel comprises a first PCM and the bladder comprises a second PCM.

15 In a second aspect, the present disclosure provides a method of preparing a vessel assembly for maintaining a payload temperature across a range of temperatures, the method comprising placing a bladder having a first filling port within the chamber of a vessel having a second filling port; filling the bladder with a first PCM; and filling the chamber vessel with a second PCM.

In a third aspect, the present disclosure provides a method of transporting a payload to a desired location using any of the vessel assemblies described herein.

20 In a fourth aspect, the present disclosure provides a method of insulating a payload using any of the vessel assemblies described herein.

In a fifth aspect, the present disclosure provides a method of maintaining payload temperature across a range of temperatures using any of the vessel assemblies described herein.

## 3. BRIEF DESCRIPTION OF THE FIGURES

25 **FIG. 1** is an isometric view of a vessel assembly according to an embodiment of the disclosure.

**FIG. 2** is an isometric view of a vessel assembly according to an embodiment of the disclosure, similar to that of FIG. 1, but showing the bladder filling port in the retracted position;

**FIG. 3** is an isometric view of a vessel assembly comprising four bladders according to an embodiment of the disclosure.

**FIG. 4** is an isometric view of a vessel assembly comprising a first bladder within a second bladder according to an embodiment of the disclosure.

**FIG. 5** is an exploded view of a shipper box including a vessel assembly of the present disclosure.

#### 4. DETAILED DESCRIPTION

The invention includes the following:

- (1) A vessel within which is contained a bladder, each of which contains separate and different temperature control materials.
- (2) The vessel of the above (1) which is made from a rigid material.
- (3) The vessel of the above (2) whereby the material is polyethylene or other suitable material or composite.
- (4) The bladder of the above (1) being of flexible material.
- (5) The bladder of the above (4) which is made from polyethylene or other suitable material or composite.
- (6) The temperature control materials of claim (1) being chosen from the group consisting of: water, paraffin wax, octadecane, or alkanes of the formula  $C_nH_{2n+2}$ , alkenes of the formula  $C_nH_{2n}$ , long chain alcohols, fatty acids, esters of fatty acids, ethylene glycol, propylene glycol, eutectic mixtures, and hydrated salt(s) i.e. water mixed with a single chemical or combination of chemicals from the group consisting of, but not limited to: sodium chloride, calcium chloride, sodium sulfate, ammonium nitrate, potassium carbonate, ammonium chloride, and potassium chloride.

(7) The bladder of the above (4) which is replaced by separate multiple bladders in the shape of long tubes.

(8) The multiple bladders of the above (5) containing the same temperature control material.

5 (9) The multiple bladders of the above (5) containing two or more temperature control materials.

(10) The vessel of the above (2) and the bladder of the above (5) which have dimensions and materials selected to enable the bladder(s) to be squeezed with a hand from the outside of the vessel to determine in the temperature control material within the bladder(s)  
10 is hard or soft to determine if it is in a solid or liquid state.

(11) The vessel of the above (2) which has an area designated where to squeeze the vessel designated by one of more of the following methods: vessel shape has an indented area, markings as part of vessel, printing on vessel, and/or label adhered to vessel.

(12) A vessel assembly comprising  
15 a vessel having a first filling port; and  
a bladder optionally having a second filling port;

wherein the chamber of the vessel comprises a first phase change material; and  
the bladder comprises a second phase change material.

(13) The vessel assembly of the above (12), wherein the vessel comprises a rigid  
20 material.

(14) The vessel assembly of the above (13), wherein the rigid material is a material selected from polyethylene, polypropylene, EVOH, nylon, fluorinated PE, fluorinated PP, PTFE, a fluorinated polymer, coextruded PE/Nylon, PP/Nylon, PE/EVOH and PP/EVOH.

(15) The vessel assembly of any one of the above (12) to (14), wherein the bladder  
25 comprises a flexible material.

- (16) The vessel assembly of any one of the above (12) to (15), wherein the flexible material comprises a material selected from polyethylene, polypropylene, EVOH, Nylon, fluorinated PE, fluorinated PP, PTFE, a fluorinated polymer, coextruded PE/Nylon, PP/Nylon, PE/EVOH and PP/EVOH.
- 5 (17) The vessel assembly of any one of the above (12) to (16), wherein the first and second phase change material are selected from the group consisting of water, paraffin wax, alkanes, alkenes, fatty alcohols, fatty acids, fatty esters, ethylene glycol, propylene glycol, eutectic mixtures, and hydrated salt(s).
- (18) The vessel assembly of the above (17), wherein the hydrated salt is selected  
10 from the group consisting of sodium chloride, calcium chloride, sodium sulfate, ammonium nitrate, potassium carbonate, ammonium chloride, and potassium chloride.
- (19) The vessel assembly of any one of the above (1) to (18), wherein the vessel comprises a plurality of bladders, each of which has a filling port and comprises a phase control material.
- 15 (20) The vessel assembly of the above (19), wherein the plurality of bladders comprise the same phase control material.
- (21) The vessel assembly of the above (19), wherein the plurality of bladders comprise two or more phase control materials.
- (22) The vessel assembly of the above (19), wherein the vessel comprises a first  
20 bladder and a second bladder.
- (23) The vessel assembly of the above (22), wherein the first bladder is next to the second bladder.
- (24) The vessel assembly of the above (22), wherein the first bladder is within the second bladder.
- 25 (25) The vessel assembly of any of the above (12) to (24), further comprising a temperature indicator.

- (26) The vessel assembly of any of the above (12) to (25), further comprising a cooling fin.
- (27) The vessel assembly of any of the above (12) to (26), further comprising electronics.
- 5 (28) A method of preparing a vessel assembly for maintaining a payload temperature across a range of temperatures, the method comprising
- a. placing a bladder having a first filling port within the chamber of a vessel having a second filling port;
  - b. filling the bladder with a first PCM; and
  - 10 c. filling the chamber vessel with a second PCM.
- (29) A method of transporting a payload to a desired location, the method comprising
- a. placing a vessel assembly according to any one of the above (12) to (27) and preconditioned to a specific temperature within a shipper box;
  - 15 b. placing a payload within the shipper box;
  - c. transporting the shipper box comprising the payload to the desired location.
- (30) A method of insulating a payload, the method comprising
- a. providing a vessel assembly according to any one of the above (12) to (27) and preconditioned to a specific temperature within a shipper box; and
  - 20 b. placing a payload within the shipper box.
- (31) A method of maintaining a payload temperature within a range, the method comprising:
- a. providing a vessel assembly according to any one of the above (12) to (27) and , preconditioned to a specific temperature, within a shipper box; and
  - 25 b. placing a payload within the shipper box;

wherein the vessel assembly maintains the payload temperature within the range.

#### 4.1 DEFINITIONS

Unless defined otherwise, all technical and scientific terms used herein have the same  
5 meaning as those commonly understood by one of ordinary skill in the art to which this  
invention belongs. Although methods and materials similar or equivalent to those described  
herein can be used in the practice or testing of the present invention, suitable methods and  
materials are described below. The materials, methods and examples are illustrative only, and  
are not intended to be limiting. All references, publications, patents, patent applications and  
10 other documents mentioned herein are incorporated by reference in their entirety. Unless  
clearly indicated otherwise, the following terms as used herein have the meanings indicated  
below.

Throughout this specification, the word “comprise” or variations such as “comprises”  
or “comprising” will be understood to imply the inclusion of a stated integer or groups of  
15 integers but not the exclusion of any other integer or group of integers.

The term “a” or “an” may mean more than one of an item.

The terms “and” and “or” may refer to either the conjunctive or disjunctive and mean  
“and/or”.

The term “about” means within plus or minus 10% of a stated value. For example,  
20 “about 100” would refer to any number between 90 and 110.

The term “phase change material” refers to a substance that absorbs and releases  
thermal energy while changing from one phase to another, e.g., melting and freezing. Since  
PCMs undergo this energy change isothermally, or nearly isothermally, very narrow  
temperature ranges can be maintained. Examples of phase change materials include water,  
25 paraffin wax, ethylene glycol, propylene glycol, alkanes, fatty alcohols, fatty acids, fatty  
esters, eutectic mixtures, and hydrated salts.

The term “alkane” refers to a saturated hydrocarbon having the formula  $C_nH_{2n+2}$  and  
having a melting point in the range of about -30 °C to about 40 °C. In one embodiment, the

alkane has a latent heat in the range of about 150 kJ/kg to about 280 kJ/kg. In another embodiment, the alkane has a latent heat in the range of about 175 kJ/kg to about 280 kJ/kg. In another embodiment, the alkane has a latent heat in the range of about 200 kJ/kg to about 280 kJ/kg. In another embodiment, the alkane has a nearly isothermal melting transition. When an alkyl residue having a specific number of carbons is named, all geometric isomers having that number of carbon atoms are intended to be encompassed; thus, for example, when decane is named, it includes, *inter alia*, *n*-decane, 2-methylnonane, 3-methylnonane, 4-methylnonane, 5-methylnonane, 3-ethyloctane, 4-ethyloctane, 2,2-dimethyloctane, etc. Examples of alkanes include decane, undecane, dodecane, tridecane, tetradecane, pentadecane, hexadecane, heptadecane, octadecane, nonadecane, and icosane. In one embodiment, the alkane is selected from hexadecane, heptadecane, octadecane and nonadecane. In another embodiment, the alkane is selected from hexadecane, heptadecane, and octadecane. In another embodiment, the alkane is selected from hexadecane, heptadecane, and nonadecane. In another embodiment, the alkane is selected from heptadecane, octadecane and nonadecane.

The term “alkene” refers to an unsaturated hydrocarbon having the formula  $C_nH_{2n}$  and having a melting point in the range of about -40 °C to about 40 °C. In one embodiment, the alkane has a latent heat in the range of about 150 kJ/kg to about 280 kJ/kg. In another embodiment, the alkane has a latent heat in the range of about 175 kJ/kg to about 280 kJ/kg. In another embodiment, the alkane has a latent heat in the range of about 200 kJ/kg to about 280 kJ/kg. In another embodiment, the alkane has a nearly isothermal melting transition. Examples of alkanes include dodecene, tridecene, tetradecene, pentadecane, hexadecene, heptadecene, octadecene, nonadecene, eicosene, and docosene. In one embodiment, the alkene is selected from 1-dodecene, 1-tetradecene, 1-hexadecene, 1-octadecene, 1-icosene, 1-docosene. In another embodiment, the alkene is 1-octadecene or 1-icosene.

The term “fatty alcohol” refers to an alkane or an alkene with an alcohol group and having a melting point in the range of about -20 °C to about 40 °C. When an alkyl residue having a specific number of carbons is named, all geometric isomers having that number of carbon atoms are intended to be encompassed. Examples of fatty alcohols include octanol, nonanol, decanol, undecyl alcohol, dodecanol, tridecanol, myristyl alcohol, pentadecyl alcohol, hexadecanol and palmitoleyl alcohol. In one embodiment, the fatty alcohol is selected from octanol, decanol, dodecanol, myristyl alcohol, hexadecanol and palmitoleyl alcohol.

The term “fatty acid” refers to an alkane or alkene with a carboxylic acid group and having a melting point in the range of about -5 °C to about 40 °C. When an alkyl or alkenyl residue having a specific number of carbons is named, all geometric isomers having that number of carbon atoms are intended to be encompassed. Examples of fatty acids include  
5 acetic acid, propionic acid, butyric acid, pentanoic acid, hexanoic acid, heptanoic acid, octanoic acid, nonanoic acid, decanoic acid, undecanoic acid and dodecanoic acid.

The term “fatty esters” refers to a fatty acid in which the carboxylic acid group is replaced with an ester and having a melting point in the range of about -40 °C to about 80 °C. Examples of fatty esters include methyl, ethyl, propyl, and butyl esters of decanoic acid,  
10 undecanoic acid, dodecanoic acid, tridecanoic acid, tetradecanoic acid, pentanoic acid, hexanoic acid, heptanoic acid, and octanoic acid.

The term “hydrated salt(s)” refers to water mixed with a single salt or combination of salts. Examples of salts include sodium chloride, calcium chloride, sodium sulfate, ammonium nitrate, potassium carbonate, ammonium chloride, and potassium chloride.

The term “eutectic mixture” refers to the lowest melting composition of a mixture of two components. Examples of eutectics include about a 1:2 of choline chloride to urea, acetamide, thiourea, trichloroacetic acid, phenylacetic acid, malonic acid, oxalic acid, p-toluene sulfonic acid, m-cresol, phenol, ethylene glycol, glycerol, or D-(-)-fructose. In one embodiment, the eutectics mixture is about a 1:2 ratio of choline chloride to p-toluenesulfonic  
15 acid or about 1:2 ratio of choline chloride to oxalic acid.  
20

The term “open cell foam” is a type of foam in which greater than about 50% of the cells are open and/or interconnected by pores on the cell walls. Pore size can range in size from 1 nm to 100 um. Examples of open cell foams include floral foam, pressed silica, polyurethane-based foams, EVA foams, polyesters, epoxide foams, vinyl-based foams, wood  
25 (e.g. balsa) and cellulosic foams.

#### 4.2 Vessel Assemblies

The present disclosure provides a vessel assembly for use in temperature sensitive shipping that can maintain a payload temperature across a range of temperatures. The vessel assembly comprises two or more PCMs. By using two or more PCMs in a single vessel

assembly, the overall packaging materials used in a shipper box is reduced. Advantageously, the single vessel assembly comprising two or more PCMs prevents the “wrong” mixture of PCM-containing vessels from being used.

The PCMs used in the vessel assembly of the disclosure can be any solid, liquid or gas that changes phase from one form to another and allows for the absorption or release of heat. The PCMs used in the vessel assembly are selected from alkanes, fatty alcohols, fatty acids, fatty esters, eutectic mixtures, hydrated salts and eutectic mixtures. The amount of PCMs used in the vessel assemblies of the disclosure can be varied to provide a range of thermal properties to meet the desired temperature control requirements. The optimal ratio of the first PCM to the second PCM depends on the particular temperature range and the ambient temperature vs time profile.

Referring now to FIG. 1, one aspect of the disclosure provides a vessel assembly 31 comprising a vessel 21 having a first filling port 11. The vessel 21 is constructed from a material selected from polyethylene, polypropylene, EVOH, nylon, fluorinated PE, fluorinated PP, PTFE, a fluorinated polymer, coextruded PE/Nylon, PP/Nylon, PE/EVOH, PP/EVOH, aluminum, steel, stainless steel and copper alloys. In one embodiment, the vessel is rigid. In another embodiment, the vessel is flexible. The vessel 21 comprises a bladder 20 optionally having a second filling port 10. The bladder 20 is constructed from a material selected from polyethylene, polypropylene, EVOH, Nylon, fluorinated PE, fluorinated PP, PTFE, a fluorinated polymer, coextruded PE/Nylon, PP/Nylon, PE/EVOH and PP/EVOH, aluminum foil-PE lamination. In one embodiment, the bladder is rigid. In another embodiment, the bladder is flexible.

In deciding whether the vessel and bladder are rigid or flexible, the following considerations are taken into account: providing a barrier to the PCM, durable for handling, manufacturable to required shape, and cost. For rigid vessels manufactured from a polymeric material, the material must be formable into the desired vessel shape via, *inter alia*, blow-molding, coextrusion blow-molding, vacuum forming, injection molding, and/or thermal or solvent joining, and the like. For rigid vessels manufactured from metallic material, the material must be formable into the desired shape via, *inter alia*, punching, extrusion, hydraulic forming, drawing and forming, flanging, and/or seaming, etc. For flexible vessels, the polymer must be formable into the desired layer construction and shape via, *inter alia*,

extrusion blowing, casting, coextrusion, lamination, cutting, thermal welding, and/or heat sealing. The must be heat sealable (PE, PP, or EVOH inner layer). It can be appreciated that other methods of manufacturing rigid or flexible vessel and bladders may be used.

The vessel may be coated or treated to prevent leakage or bleeding of the PCMs. In one embodiment, the vessel is coated or treated. In another embodiment, the vessel is coated and treated. In another embodiment, the vessel is coated. In embodiments in which the vessel is coated, it may be coated with epoxy resin, PVA/PVOH, SiO<sub>2</sub>, Al<sub>2</sub>O<sub>3</sub> fluorinated polymers, such as PTFE, PFA, and blends thereof. In another embodiment, the vessel is treated. In embodiments in which the vessel is treated, it may be treated with a treatment selected from fluorine, electron beam, plasma, or corona treatments or combinations thereof. In another embodiment, the vessel is uncoated. Whether the vessel is coated depends on the particular construction material of the vessel and the particular PCM used. For example, paraffin-based PCMs can permeate through high density polyethylene, which would cause contamination on the outside of the vessel assembly and would cause loss of PCM mass. Fluorination of the high density polyethylene vessel would thus make the vessel wall surface more polar and greatly reduce the permeation rate and improve the usable life of the PCM.

Referring back to **FIG. 1**, the bladder **20** is filled with a first PCM through its filling port **10**. After the bladder **20** is filled with the first PCM, the filling port **10** is sealed. The filling port **10** can be permanently sealed, e.g., using a heat sealer, or temporarily sealed with a cap. After sealing, the filling port **10** is optionally retracted into the vessel chamber **41**, as indicated in **FIG. 2**. Next, the vessel chamber **41** is filled with a second PCM through the vessel filling port **11**. After filling, the vessel **21** can be permanently sealed, temporarily sealed or permanently and hermetically sealed. A plug, e.g., a high density polyethylene plug, designed to fit into the vessel filling port can be used to create a permanent seal. After insertion of the plug, a hermetic seal can be achieved by locally heating the interface between the plug and the vessel and melting the two plastic surfaces together.

In embodiments in which the vessel or the bladder are made from flexible materials, it may be desirable to mix the PCM with an open-cell material to stabilize the form of the vessel or bladder. In some embodiments, one or both of the vessel chamber **41** and bladder **20** are filled with a PCM and an open-celled material. In one embodiment, the vessel chamber **41** is filled with a PCM and an open-celled material. In a second embodiment, bladder **20** is filled

with a PCM and an open-cell material. In a third embodiment, both the vessel chamber **41** and bladder **20** are filled with a PCM and an open-celled material.

While the vessel **21** is depicted in **FIG. 1** as a rectangle, it should be understood that any shape can be used and tailored to the size and shape of the payload. For example, the vessel can have a rectangular profile on one face and a semi-cylindrical profile on the opposite face. Such a shape can be used for cylindrical payloads. In addition, the opposite face can be semi-cylindrical, rectangular with other dimensions, or any shape that provides a volume-efficient fit to the payload. The vessel can optionally comprise an internal feature that functions to restrict the movement of the bladder **20**. Restricting the movement of the bladder improves its durability and assists in positioning the bladder for the filling process.

The bladder may be in any size or shape, limited only by its ability to be placed within vessel through the vessel filling port. For example, the bladder can be in the shape of a pouch, a packet and a tube. When the bladder is a pouch, it can be placed within the vessel empty and filled from its filling port. Alternatively, in situations in which finer control on the amount of PCM added to the assembly is required, the bladder may be a small packet. The packet can be made without a filling port. When the bladder is a tube, the tube can be sized to best fit the interior dimensions of the vessel. In some situations, the bladder can be a long tube that is fed in and folds up with the vessel, thereby providing flexibility in the amount of PCM used (length of the tube) and provides a benefit in that only part needs to be inserted. When the bladder is a tube, it can be filled in-line, or be pre-filled with PCM and simply placed into the vessel by hand or automatic machine. The vessel assembly can optionally comprise further features. In one embodiment, the vessel assembly further comprises a temperature indicator to provide the surface temperature of the vessel or the internal temperature of the vessel. In one embodiment, the temperature indicator can be integrated or part of the outside of the vessel. In another embodiment, the temperature indicator can be integrated on the surface of the inner bladder. In embodiments in which the temperature indicator is integrated on the surface of the inner bladder, the vessel is translucent to allow visual inspection of the internal temperature indicator.

The temperature indicator may be a mechanical device, such as a bimetallic disk, strip, or coiled spring, etc. that reacts to temperature and provides a visual indication. The temperature indicator may be a chemical device, such as a phase change, leuco dye,

thermochromic material, liquid crystal, etc. that reacts to temperature and provides a visual indicator through change in color or opacity.

In another embodiment, the vessel assembly further comprises a cooling fin to increase thermal transfer rates.

5 In another embodiment, the vessel assembly further comprises electronics. The electronics can be integrated into or onto the vessel. Examples of useful electronics include RFID, temperature sensors, humidity sensors, accelerometers, GPS and the like.

The vessel assembly can be configured so that the temperature of the PCM within the bladder(s) can be determined. For example, the vessel and the bladder(s) can be of particular dimensions and materials to allow the bladder(s) to be squeezed from the outside of the vessel  
10 assembly. The temperature of the PCM can be determined by observing whether the PCM is hard or soft, i.e., in the solid or liquid state. The vessel assembly can optionally comprise an indentation area, markings on the vessel, printing on the vessel or label attached to the vessel designating an area for squeezing.

15 Another aspect of the present disclosure provides a plurality of bladders placed within a vessel. The number of bladders placed within the vessel, and the amount of PCM added to each bladder, can be varied to provide a range of thermal properties to meet the desired temperature control requirements. Referring to **FIG. 3**, vessel assembly **51** comprises two bladders **20** are placed within vessel **21**. Each bladder is filled with a PCM in the same  
20 manner as described above for single bladder-vessels. In one embodiment, each of the plurality of bladders comprises the same PCM. In another embodiment, the plurality of bladders comprise two or more PCMs.

Another aspect of the disclosure provides a vessel assembly **61** comprising a first bladder **30** within a second bladder **40** within vessel **21**, as indicated in **FIG. 4**. In assembly,  
25 the first bladder **30** is placed with the second bladder **40**, which, in turn, is placed within vessel **21**. The first bladder **30** is then filled with a first PCM through its filling port (not shown). Alternatively, the first bladder contains a temperature indicator. Next, the filling port of the first bladder **30** is sealed, either permanently or temporarily, as described herein. The second bladder **40** is then filled with a second PCM through its filling port (not shown). After  
30 filling, the filling port of the second bladder **40** is sealed, either permanently or temporarily, as

described herein. Next, the vessel chamber **41** is filled with a third PCM through the vessel filling port **11**. After filling, the vessel can be permanently sealed, temporarily sealed or permanently and hermetically sealed, as described herein. This vessel assembly allows for further tailoring the desired temperature range.

5           Another aspect of the disclosure provides a vessel assembly for use in applications in which proper preconditioning of the PCM is not available. In this aspect, the vessel assembly comprises a first bladder within a second bladder within vessel, as shown in **FIG. 4**. The first bladder and the second bladder contain chemicals that, when combined, undergo a chemical reaction that is either exothermic or endothermic. This chemical reaction can precondition the  
10           PCM-containing vessel by adding or removing heat from the PCM and ensuring it is in the proper phase (solid or liquid) prior to being used in a shipment. As can be appreciated, the chemical reaction can be initiated by squeezing or bending the outer vessel, e.g., in a specific location.

          The vessel assemblies described herein are designed to be useful in temperature  
15           control shipping. Referring to **FIG. 5**, the shipper box **71** comprises an insulated container **81**, a payload box **91**, an insulation lid **101** and vessel assemblies **105**. The payload box comprises the temperature-sensitive payload. While **FIG. 5** shows a shipper box containing four vessel assemblies, it is to be understood that the number, and nature, of the vessel assemblies can be varied depending on the desired temperature control. For example, a  
20           shipper box can contain four vessel assemblies each of which has the same set of PCMs or four vessel assemblies, at least one different set of PCMs. Similarly, the shipper box can contain one vessel assembly or more.

#### 4.3       Methods of Use

          The present disclosure also provides methods of transporting a payload to a desired  
25           location. This method comprises placing a vessel assembly within a shipper box; placing a payload within the shipper box; and transporting the shipper box comprising the payload to the desired location. The vessel assembly may be any of the vessel assemblies described herein.

The present disclosure also provides methods of insulating a payload. The method comprises providing a vessel assembly within a shipper box; and placing a payload within the shipper box. The vessel assembly insulates the payload.

5 The present disclosure further provides methods of maintaining a payload temperature within a range. The method comprises providing a vessel assembly within a shipper box; and placing a payload within the shipper box. The vessel assembly maintains the payload temperature within the range.

10 In order that this invention be more fully understood, the following examples are set forth. These examples are for the purpose of illustration only and are not to be construed as limiting the scope of the invention in any way.

#### 5. EXAMPLE

The following example is presented for illustrative purposes and should not serve to limit the scope of the disclosed subject matter.

15 The vessel assemblies disclosed herein can be made according to the method that follows.

The properties of the vessel were as follows. The vessel was made from high density polyethylene and manufactured using a blow-molding process. The vessel was rectangular in shape and has dimensions in inches of 6 W x 10.5 H x 1.5 thick with a total volume of 1270 mL. The vessel filling port has an inner diameter of 0.75 inches.

20 The properties of the bladder were as follows. The bladder was made from a plastic film, specifically 1mil Nylon/5.5mil polyethylene co-extrusion. The bladder was assembled from two pieces of film cut to shape and sealed together using a heat sealer. When laid flat, the bladder had measurements in inches of 5.5 wide and 5.5 tall. The bladder filling port extended an additional 4 inches giving an overall height of 9.5 inches.

25 The vessel assembly was prepared by placing the bladder within the vessel. This was accomplished by rolling up the bladder and inserting it through the vessel filling port. The bladder was then filled through the bladder filling port with 423mL of liquid Microtek PCM-24, a PCM having a melting point of 24 °C. As it was being filled, the bladder “unrolled” and filling continued. Once filled, the bladder filling port was permanently sealed using an

impulse heat sealer. A length of approximately 1 inch is cut off of the bladder filling port, above the sealed area. The bladder filling port was then pushed into the opening of the vessel until the bladder was entirely within the vessel. The vessel was then filled through the vessel filling port with 846mL of liquid Microtek PCM-19.7, a PCM having a melting point of 19.7  
5 °C. The PCM flowed into the vessel chamber filling the remaining volume.

The vessel was then permanently and hermetically sealed with a high density polyethylene plug. A hermetic seal was achieved by using an ultrasonic welder to locally heat the interface between the plug and vessel and melt the two plastic surfaces together. The plug was flush with the outside of the vessel.

10 The vessel has internal features that contain the bladder so that it does not move excessively within the vessel. A “tack-off” feature that was formed in the blow-molding process kept the bladder in the upper half of the container.

15 While the invention has been disclosed in some detail by way of illustration and example for purposes of clarity of understanding, it is apparent to those in the art that various changes may be made and equivalents may be substituted without departing from the true spirit and scope of the invention. Therefore, the description and examples should not be construed as limiting the scope of the invention.

## WHAT IS CLAIMED IS:

1. A vessel assembly comprising  
a vessel having a first filling port; and  
a bladder optionally having a second filling port;
- 5 wherein the chamber of the vessel comprises a first phase change material; and  
the bladder comprises a second phase change material.
2. The vessel assembly of claim 1, wherein the vessel comprises a rigid material.
3. The vessel assembly of claim 2, wherein the rigid material is a material selected from  
polyethylene, polypropylene, EVOH, nylon, fluorinated PE, fluorinated PP, PTFE, a  
10 fluorinated polymer, coextruded PE/Nylon, PP/Nylon, PE/EVOH and PP/EVOH.
4. The vessel assembly of any one of claims 1 to 3, wherein the bladder comprises a  
flexible material.
5. The vessel assembly of any one of claims 1 to 4, wherein the flexible material  
comprises a material selected from polyethylene, polypropylene, EVOH, Nylon, fluorinated  
15 PE, fluorinated PP, PTFE, a fluorinated polymer, coextruded PE/Nylon, PP/Nylon, PE/EVOH  
and PP/EVOH.
6. The vessel assembly of any one of claims 1 to 5, wherein the first and second phase  
change material are selected from the group consisting of water, paraffin wax, alkanes,  
alkenes, fatty alcohols, fatty acids, fatty esters, ethylene glycol, propylene glycol, eutectic  
20 mixtures, and hydrated salt(s).
7. The vessel assembly of claim 6, wherein the hydrated salt is selected from the group  
consisting of sodium chloride, calcium chloride, sodium sulfate, ammonium nitrate, potassium  
carbonate, ammonium chloride, and potassium chloride.
8. The vessel assembly of any one of claims 1 to 7, wherein the vessel comprises a  
25 plurality of bladders, each of which has a filling port and comprises a phase control material.

9. The vessel assembly of claim 8, wherein the plurality of bladders comprise the same phase control material.
10. The vessel assembly of claim 8, wherein the plurality of bladders comprise two or more phase control materials.
- 5 11. The vessel assembly of claim 8, wherein the vessel comprises a first bladder and a second bladder.
12. The vessel assembly of claim 11, wherein the first bladder is next to the second bladder.
13. The vessel assembly of claim 11, wherein the first bladder is within the second  
10 bladder.
14. The vessel assembly of any of claims 1 to 13, further comprising a temperature indicator.
15. The vessel assembly of any of claims 1 to 14, further comprising a cooling fin.
16. The vessel assembly of any of claims 1 to 15, further comprising electronics.
- 15 17. A method of preparing a vessel assembly for maintaining a payload temperature across a range of temperatures, the method comprising
- a. placing a bladder having a first filling port within the chamber of a vessel having a second filling port;
- b. filling the bladder with a first PCM preconditioned at a first predetermined  
20 temperature; and
- c. filling the chamber vessel with a second PCM preconditioned at a second predetermined temperature.
18. A method of transporting a payload to a desired location, the method comprising
- a. placing a vessel assembly according to any one of claims 1 to 16 within a shipper box;
- 25 b. placing a payload within the shipper box;

- c. transporting the shipper box comprising the payload to the desired location.
19. A method of insulating a payload, the method comprising
- a. providing a vessel assembly according to any one of claims 1 to 16 within a shipper box; and
- 5 b. placing a payload within the shipper box.
20. A method of maintaining a payload temperature within a range, the method comprising:
- a. providing a vessel assembly according to any one of claims 1 to 16 within a shipper box; and
- 10 b. placing a payload within the shipper box;
- wherein the vessel assembly maintains the payload temperature within the range.

1/5

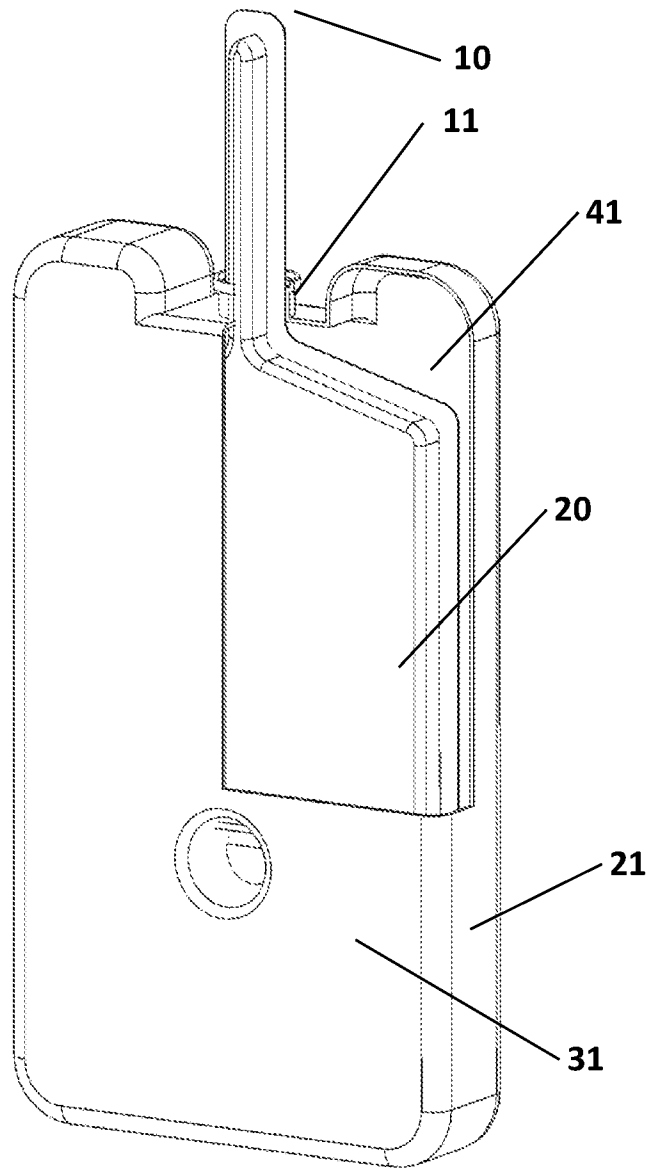


FIG. 1

2/5

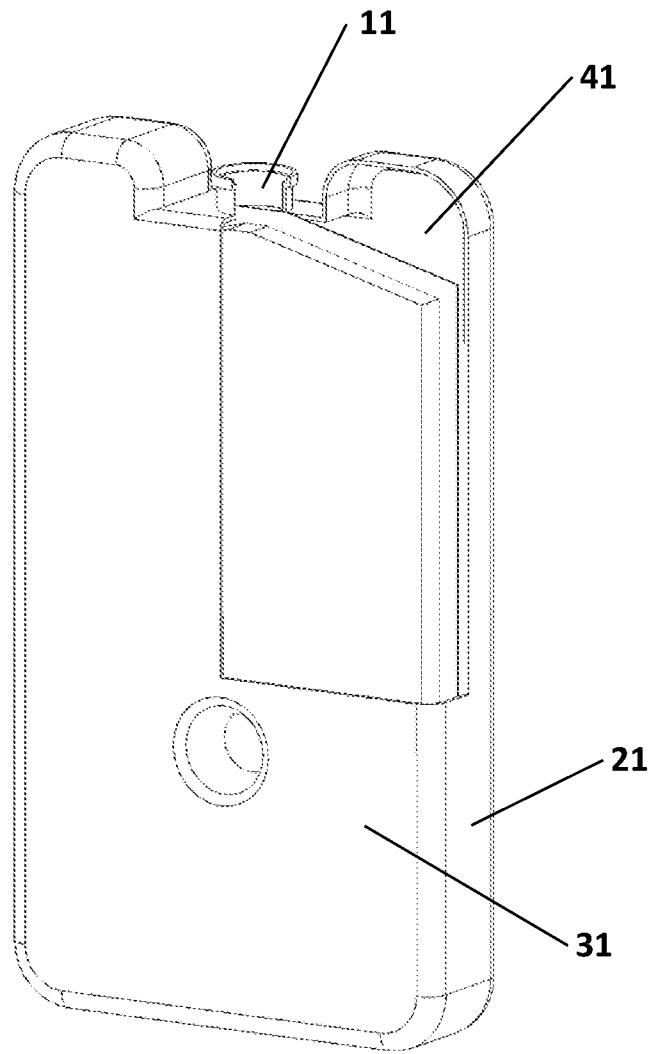


FIG. 2

3/5

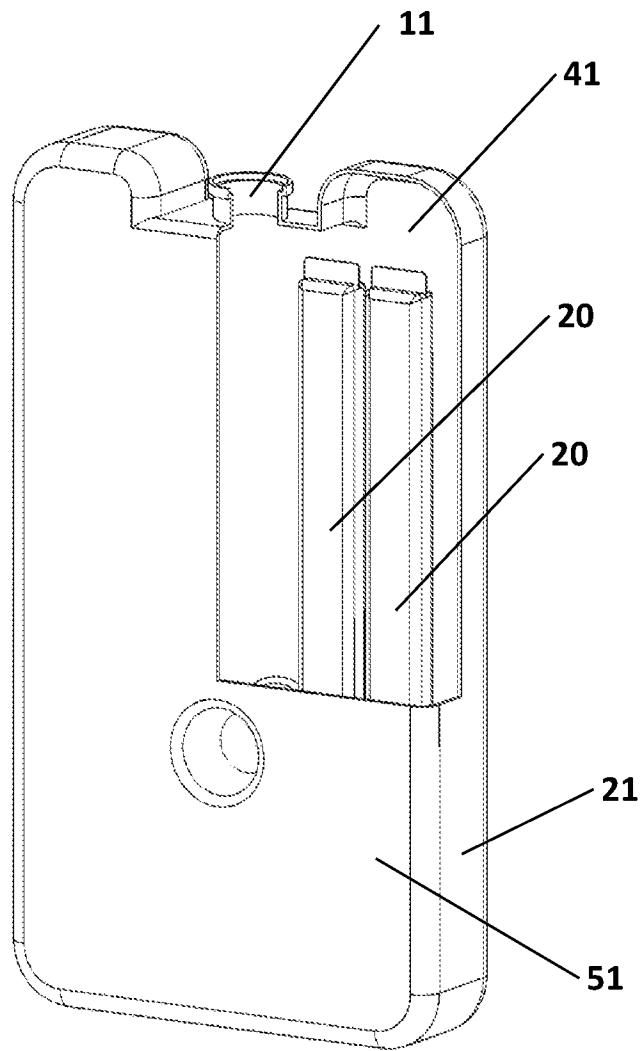


FIG. 3

4/5

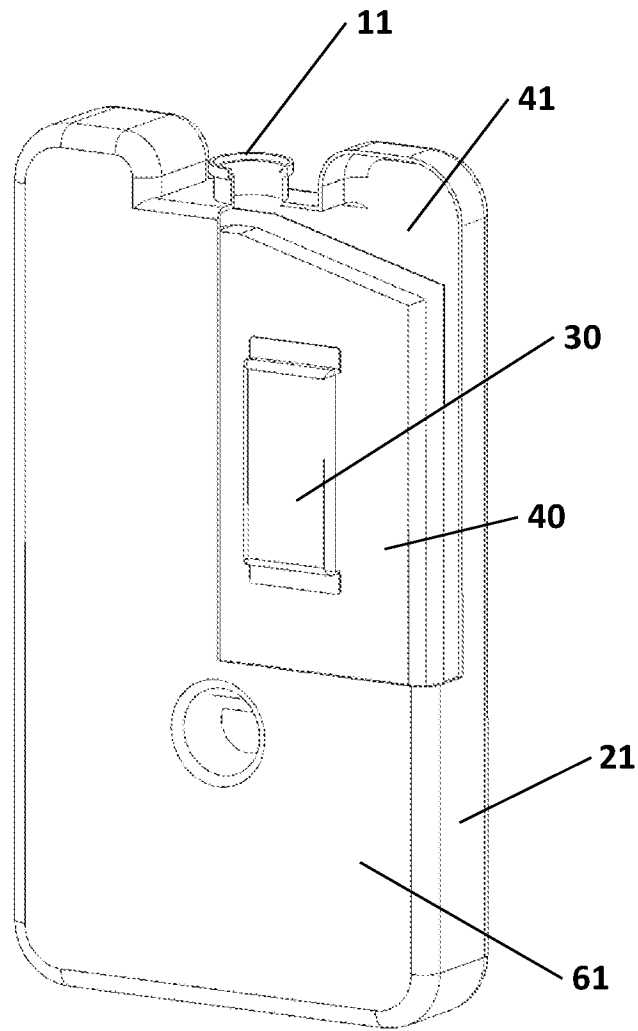


FIG. 4

5/5

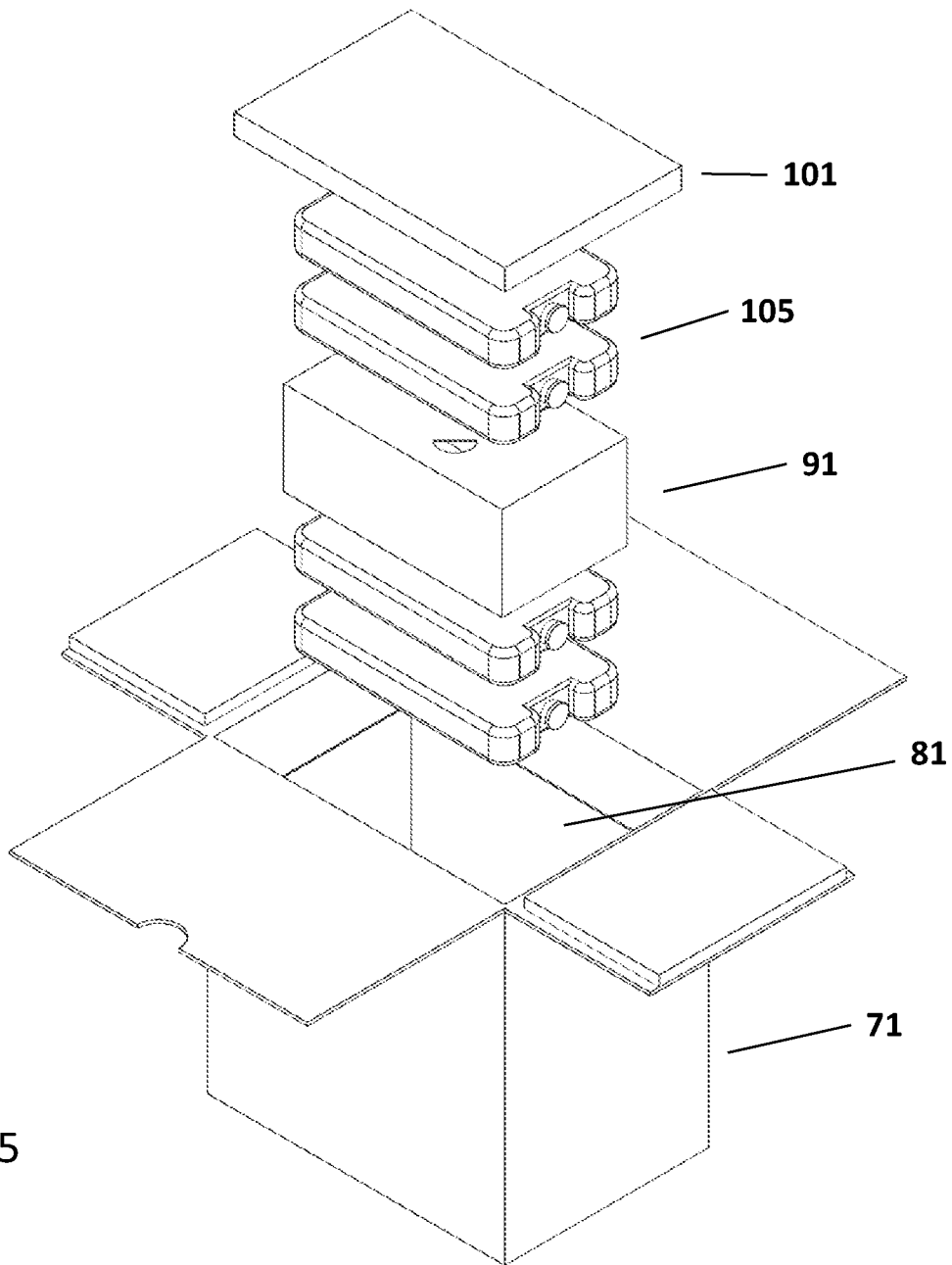


FIG. 5

INTERNATIONAL SEARCH REPORT

International application No.  
PCT/US2016/027638

A. CLASSIFICATION OF SUBJECT MATTER

IPC(8) - F25D 3/08; A61F 7/08; B65D 81/18; F25D 3/02; F25D 3/06; F25D 5/02 (2016.01)  
CPC - F25D 3/08; A61F 7/08; B65D 81/18; B65D 81/3897; F25D 3/02; F25D 3/06; F25D 5/02 (2016.05)  
According to International Patent Classification (IPC) or to both national classification and IPC

B. FIELDS SEARCHED

Minimum documentation searched (classification system followed by classification symbols)

IPC(8) - A61F 7/08; B65D 81/18; F25D 3/02; F25D 3/06; F25D 3/08; F25D 5/02 (2016.01)  
CPC - A61F 7/08; B65D 81/18; B65D 81/3897; F25D 3/02; F25D 3/06; F25D 3/08; F25D 5/02 (2016.05)

Documentation searched other than minimum documentation to the extent that such documents are included in the fields searched  
USPC - 62/457.2; 220/23.83; 220/592.01; 428/913; 428/34.3; 428/35.7 (keyword delimited)

Electronic data base consulted during the international search (name of data base and, where practicable, search terms used)

Orbit, Google Patents, Google, YouTube  
Search terms used: vessel, container, bladder, phase change, PCM, fill, port, package, packaging, opening, bag, flexible

C. DOCUMENTS CONSIDERED TO BE RELEVANT

Category*	Citation of document, with indication, where appropriate, of the relevant passages	Relevant to claim No.
X	US 2014/0263368 A1 (BOOSKA) 18 September 2014 (18.09.2014) entire document	1-3, 17
---		---
Y		4
Y	US 2011/0185764 A1 (KELLY) 04 August 2011 (04.08.2011) entire document	4
A	US 2014/0331711 A1 (PACKAGING TECHNOLOGY GROUP, INC.) 13 November 2014 (13.11.2014) entire document	1-4, 17
A	US 2011/0290792 A1 (KRZAK et al) 01 December 2011 (01.12.2011) entire document	1-4, 17
A	US 2014/0054297 A1 (PATSTONE et al) 27 February 2014 (27.02.2014) entire document	1-4, 17

Further documents are listed in the continuation of Box C.

See patent family annex.

\* Special categories of cited documents:

"A" document defining the general state of the art which is not considered to be of particular relevance  
"E" earlier application or patent but published on or after the international filing date  
"L" document which may throw doubts on priority claim(s) or which is cited to establish the publication date of another citation or other special reason (as specified)  
"O" document referring to an oral disclosure, use, exhibition or other means  
"P" document published prior to the international filing date but later than the priority date claimed

"T" later document published after the international filing date or priority date and not in conflict with the application but cited to understand the principle or theory underlying the invention  
"X" document of particular relevance; the claimed invention cannot be considered novel or cannot be considered to involve an inventive step when the document is taken alone  
"Y" document of particular relevance; the claimed invention cannot be considered to involve an inventive step when the document is combined with one or more other such documents, such combination being obvious to a person skilled in the art  
"&" document member of the same patent family

Date of the actual completion of the international search

08 June 2016

Date of mailing of the international search report

15 JUL 2016

Name and mailing address of the ISA/

Mail Stop PCT, Attn: ISA/US, Commissioner for Patents  
P.O. Box 1450, Alexandria, VA 22313-1450  
Facsimile No. 571-273-8300

Authorized officer

Blaine R. Copenheaver

PCT Helpdesk: 571-272-4300  
PCT OSP: 571-272-7774

## INTERNATIONAL SEARCH REPORT

International application No.

PCT/US2016/027638

**Box No. II Observations where certain claims were found unsearchable (Continuation of item 2 of first sheet)**

This international search report has not been established in respect of certain claims under Article 17(2)(a) for the following reasons:

1.  Claims Nos.:  
because they relate to subject matter not required to be searched by this Authority, namely:
  
2.  Claims Nos.:  
because they relate to parts of the international application that do not comply with the prescribed requirements to such an extent that no meaningful international search can be carried out, specifically:
  
3.  Claims Nos.: 5-16, 18-20  
because they are dependent claims and are not drafted in accordance with the second and third sentences of Rule 6.4(a).

**Box No. III Observations where unity of invention is lacking (Continuation of item 3 of first sheet)**

This International Searching Authority found multiple inventions in this international application, as follows:

1.  As all required additional search fees were timely paid by the applicant, this international search report covers all searchable claims.
2.  As all searchable claims could be searched without effort justifying additional fees, this Authority did not invite payment of additional fees.
3.  As only some of the required additional search fees were timely paid by the applicant, this international search report covers only those claims for which fees were paid, specifically claims Nos.:
  
4.  No required additional search fees were timely paid by the applicant. Consequently, this international search report is restricted to the invention first mentioned in the claims; it is covered by claims Nos.:

- Remark on Protest**
- The additional search fees were accompanied by the applicant's protest and, where applicable, the payment of a protest fee.
  - The additional search fees were accompanied by the applicant's protest but the applicable protest fee was not paid within the time limit specified in the invitation.
  - No protest accompanied the payment of additional search fees.