



US00D360471S

United States Patent [19]
Tagg

[11] **Patent Number: Des. 360,471**
[45] **Date of Patent: ** Jul. 18, 1995**

[54] **PORTABLE TOILET CABANA**

[75] Inventor: **Richard L. Tagg**, Sandhutton,
England

[73] Assignee: **Poly-John Enterprises Corporation**,
Whiting, Ind.

[**] Term: **14 Years**

[21] Appl. No.: **18,995**

[22] Filed: **Dec. 27, 1993**

[52] U.S. Cl. **D25/16**

[58] Field of Search **D25/16; 52/236.1, 282;
4/460, 462, 459, 611, 614, 449**

[56] **References Cited**

U.S. PATENT DOCUMENTS

D. 248,775	8/1978	Brown	D25/16
D. 250,350	11/1978	Sargent et al.	D25/16
D. 275,520	9/1984	Harding et al.	D25/16
D. 304,082	10/1989	Harding	D25/16
D. 349,578	8/1994	Tagg	D25/16
4,031,572	6/1977	Harding	D25/16 X
4,831,671	5/1989	Harding	4/460

Primary Examiner—Doris V. Coles

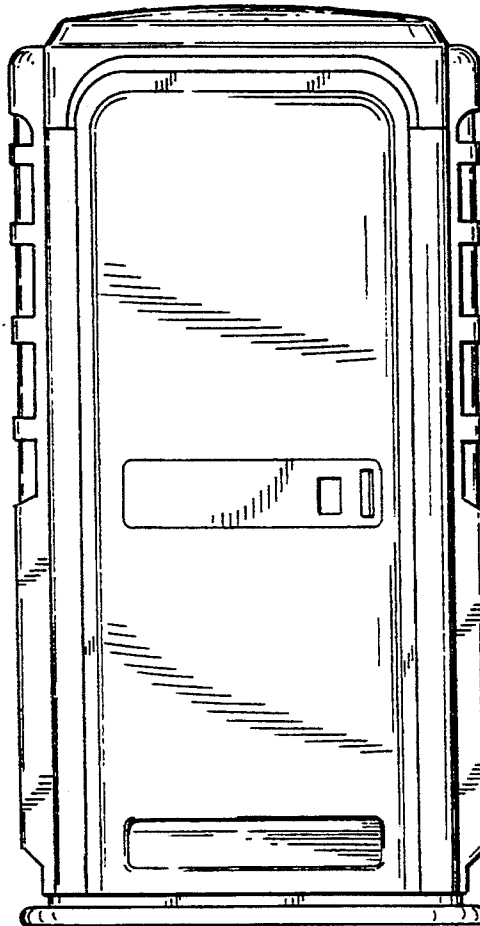
Attorney, Agent, or Firm—Harness, Dickey & Pierce

[57] **CLAIM**

The ornamental design for a portable toilet cabana, as shown and described.

DESCRIPTION

FIG. 1 is a front, elevational view showing my design; FIG. 2 is a rear, elevational view of my design; FIG. 3 is a side, elevation view of my design. The opposite side being a mirror image thereof; FIG. 4 is a top, plan view showing my design, the bottom being plain and unadorned; FIG. 5 is a perspective, rear, right side view of the design; FIG. 6 is a perspective, left and front view of the design; FIG. 7 is a left side view of a modification of the design illustrating the portable toilet cabana with an exterior water tank; the right side is a mirror image of the left side; FIG. 8 is a perspective view of the left side and rear of the design illustrated in FIG. 7; and, FIG. 9 is a top perspective view of the top and rear of the design of FIG. 7, the bottom being plain and unadorned.



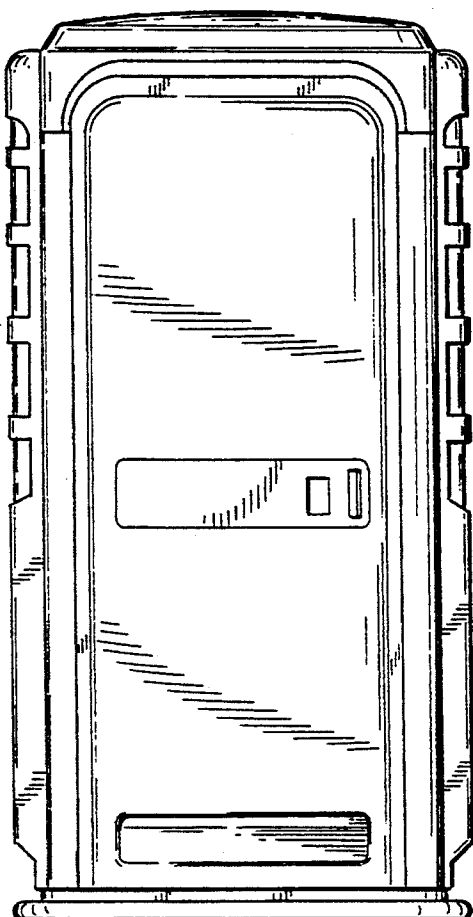


FIG-1

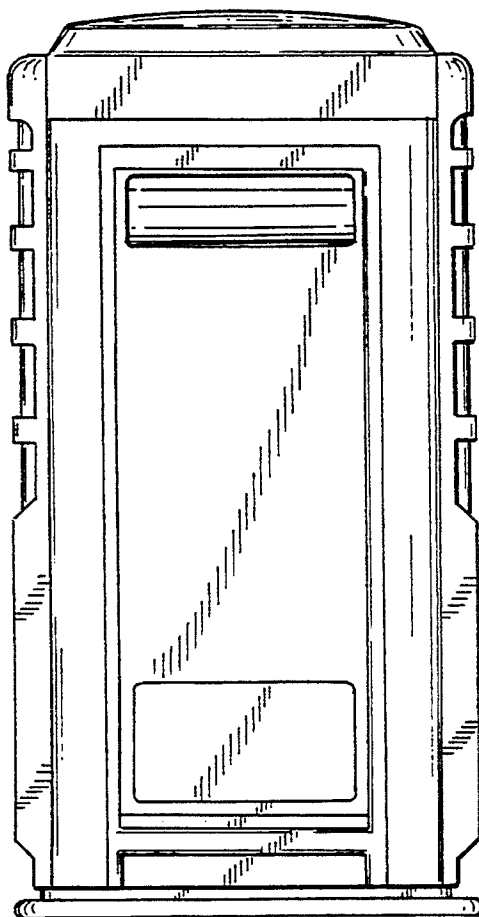


FIG-2

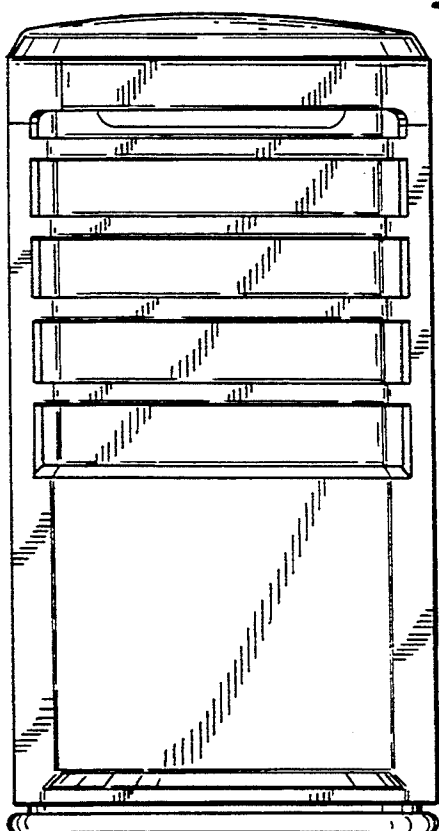


FIG-3

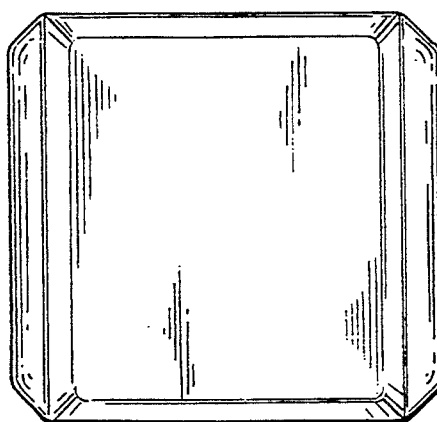


FIG-4

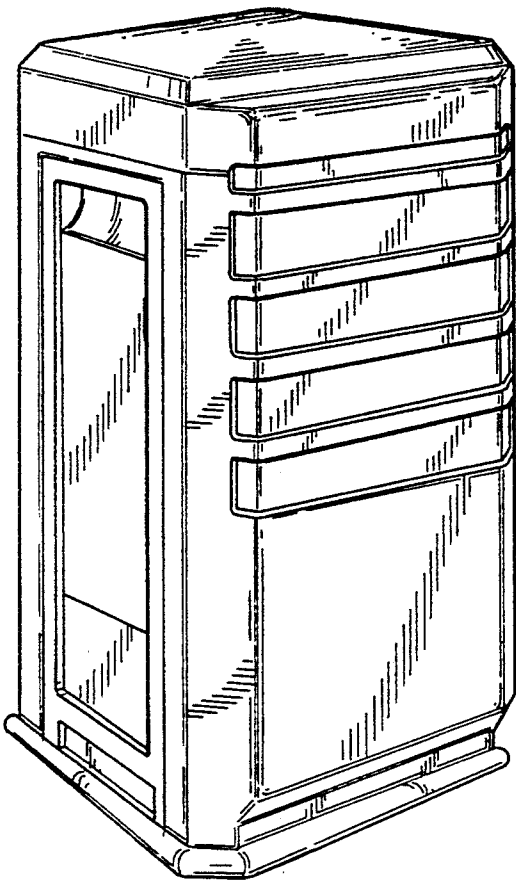


FIG-5




FIG-6

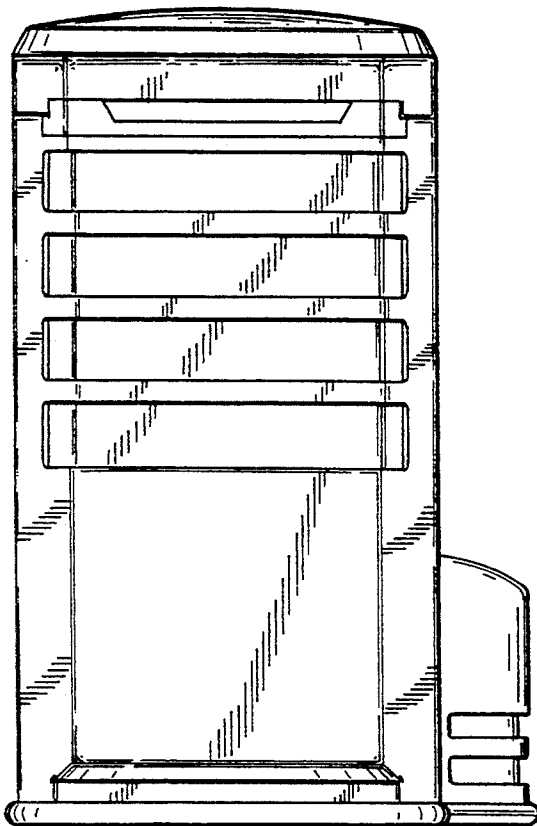


FIG-7




FIG-8

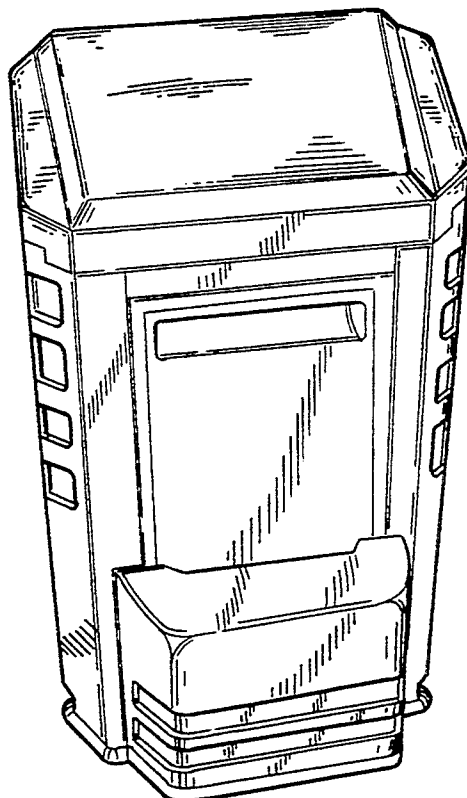


FIG-9