

(19)



Europäisches Patentamt
European Patent Office
Office européen des brevets



(11) Publication number:

0 300 615 B1

(12)

EUROPEAN PATENT SPECIFICATION

(49) Date of publication of patent specification: **12.08.92** (51) Int. Cl.5: **A61F 13/15** ✓

(21) Application number: **88305576.6**

(22) Date of filing: **17.06.88**

(54) Disposable diaper having an improved leg conforming cuff.

(30) Priority: **25.06.87 US 66810**

(43) Date of publication of application:
25.01.89 Bulletin 89/04

(45) Publication of the grant of the patent:
12.08.92 Bulletin 92/33

(84) Designated Contracting States:
AT BE CH DE ES FR GB GR IT LI LU NL SE

(56) References cited:
EP-A- 0 187 727
US-A- 4 305 988
US-A- 4 488 923

(73) Proprietor: **THE PROCTER & GAMBLE COMPANY** ✓

One Procter & Gamble Plaza
Cincinnati Ohio 45202(US) ✓

(72) Inventor: **Richardson, James W.**
10700 Deersshadow Lane
Cincinnati Ohio 45242(US)

(74) Representative: **Gibson, Tony Nicholas et al**
Procter & Gamble (NTC) Limited Whitley
Road
Longbenton Newcastle upon Tyne NE12
9TS(GB)

EP 0 300 615 B1

Note: Within nine months from the publication of the mention of the grant of the European patent, any person may give notice to the European Patent Office of opposition to the European patent granted. Notice of opposition shall be filed in a written reasoned statement. It shall not be deemed to have been filed until the opposition fee has been paid (Art. 99(1) European patent convention).

Description

BACKGROUND OF THE INVENTION

This invention relates to disposable diapers having elasticized leg openings and more particularly to disposable diapers having an improved leg conforming cuff. Still more particularly, this invention relates to an improved leg cuff in which elastic members having an unadhered center portion are contained between seams having bond portions and hinge portions.

Disposable diapers are well known articles of manufacture which are worn by infants and incontinent persons. Disposable diapers are worn about the lower torso and are intended to absorb and contain urine and feces thereby preventing the urine and feces from soiling, wetting, or otherwise contaminating the articles (e.g., clothing, bedding, etc.) which come into contact with the diaper wearer.

In general, disposable diapers all have the same basic structure which comprises an absorbent core encased between a liquid permeable user contacting topsheet and a liquid impermeable backsheet. The prior art, of course, teaches numerous variations of and elements in addition to the basic topsheet, backsheet, and absorbent core arrangement. For example, an improvement in the performance of disposable diapers has been achieved by the addition of an elastic means along that portion of the disposable diaper which contacts the wearer's thigh thereby providing elasticized leg openings when the diaper is worn.

Typically the elastics used in the cuffs of disposable diapers are adhered to the diaper along their entire length. Thus, the elastics must develop enough contractive force to contract the topsheet, the backsheet, and the adhesive. These contractive forces are often high enough to cause irritation and red marking around the wearer's leg.

U.S. Patent 3,417,751 which issued to I. L. Murdock on December 24, 1968, is directed to a baby pant in which a pad overlays the elastic member to reduce discomfort and to provide a seal about the infant's legs. U.S. Patent 4,081,301 which issued to K. B. Buell on March 28, 1978, is directed to a method and apparatus for attaching elastic strands to a diaper in which one embodiment attaches the ends of the elastic to the diaper while leaving the center portion unadhered.

The disposable diapers of the prior art lack the aspects of the present invention whereby an improved leg cuff is provided in which the contractive force needed to gather the cuff about the wearer's leg is reduced. The reduction in the contractive force needed to gather the cuff is obtained by leaving the center portion of the elastic member

unadhered to the diaper while containing the unadhered center portion between seams which have hinge portions.

It is, therefore, an object of the present invention to provide an improved leg cuff for disposable diapers.

A further object of the present invention is to provide an improved leg cuff which is gathered about the wearer's leg with reduced contractive force.

An additional object of the present invention is to provide an improved leg cuff in which the elastic members are affixed only at their ends and are contained between seams having hinge portions.

SUMMARY OF THE INVENTION

According to the present invention there is provided a disposable diaper comprising:

- an outer covering layer;
- an absorbent means for absorbing liquids, said absorbent means being encased within said covering layer;
- elasticized longitudinally extending portions at both longitudinal sides of the diaper, said elasticized longitudinally extending portions having cuffs and having elastic means operatively associated with said cuffs in an elastically contractible condition, each of said elastic means having a cross sectional perimeter, two affixed portions and an unaffixed portion between said two affixed portions, each said cuff having a first layer overlaying a portion of said cross sectional perimeter and a second layer overlaying another portion of said cross sectional perimeter, said two affixed portions of said elastic means being affixed to said cuff and said unaffixed portion of said elastic means being unaffixed to said cuff;

wherein said elastic means comprises at least three individual and uninterconnected elastic members and in that said cuff comprises a plurality of seams affixing said first layer to said second layer, said seams being positioned adjacent said elastic members and being formed with bond segments and hinge segments alternately positioned along the length of said seams, said first layer being affixed to said second layer at said bond segments and said first layer being unaffixed to said second layer at said hinge segments.

BRIEF DESCRIPTION OF THE DRAWINGS

While the specification concludes with claims particularly pointing out and distinctly claiming the subject matter regarded as forming the present invention, it is believed that the invention will be better understood from the following description taken in connection with the accompanying draw-

ings in which:

Figure 1 is a partially cut away perspective view of the disposable diaper of the present invention prior to its being folded for placement on the wearer;

Figure 2 is a sectional view taken along section line 2-2 of figure 1;

Figure 3 is a partially cut away enlarged view of a part of the elasticized longitudinal portion of the disposable diaper shown in Figure 1; and

Figure 4 is a sectional view taken along the section line 4-4 of Figure 1.

DESCRIPTION OF A PREFERRED EMBODIMENT

Referring now to the drawings, there is shown a preferred embodiment of the present invention as it would be used in a disposable diaper intended to be worn by an infant. As used herein, the term "disposable diaper" refers to a garment generally worn by infants or incontinent persons, which is drawn up between the legs and fastened about the waist of the wearer and further, which is intended to be discarded after a single use (i.e., it is not intended to be laundered or otherwise restored and reused).

Figure 1 is a partially cut away perspective view of the disposable diaper 10 of the present invention prior to its being folded and placed on the diaper wearer by the diaper user. As can be seen in Figure 1, a preferred diaper 10 basically comprises an outer covering layer 11, an absorbent means 14, and an elasticized longitudinal portion 17 at both longitudinal sides of the diaper 10. While the outer covering layer 11, absorbent means 14, and elasticized longitudinal portion 17 may generally be assembled in a variety of well known configurations, a preferred disposable diaper configuration is described generally in U.S. Patent 3,860,003 entitled "Contractible Side Portions for Disposable Diaper"; which issued to K. B. Buell on January 14, 1975.

Still referring to Figure 1, it can be seen that a preferred outer covering layer 11 encases and contains the absorbent means 14 and, preferably, the Outer covering layer 11 comprises a topsheet 12 and a backsheet 16 which are joined together in any suitable manner, either directly to each other or indirectly through an intermediate member. Figure 1 shows a preferred embodiment of the diaper 10 in which the topsheet 12 and the backsheet 16 are joined together directly and are coextensive having length and width dimensions generally larger than those of the absorbent means 14. The topsheet 12 is superposed on the backsheet 16 thereby forming a periphery 20 of diaper 10. The periphery 20 defines the outer periphery or, in other words, the outer extent of the diaper 10. The

periphery 20 comprises first end 22, second end 24, first longitudinal side 26, and second longitudinal side 28.

The topsheet 12 may be affixed to the backsheet 16 in any suitable manner as is well known in the diaper manufacturing art. In a preferred embodiment, a multiplicity of longitudinal adhesive bands 30 of hot-melt adhesive are applied along the full length of the backsheet 16 generally parallel to the longitudinal centerline 72 of the backsheet 16. The longitudinal adhesive bands 30 serve to affix the topsheet 12 to the backsheet 16 at those points where these three components come together. The extent and location of the points where the topsheet 12, backsheet 16, and longitudinal adhesive bands 30 come together will depend on the spacing between the longitudinal adhesive bands 30 and on the distance the topsheet 12 and the backsheet 16 extend beyond the absorbent means 14. The number of longitudinal adhesive bands 30 and the spacing therebetween should be sufficient to securely bond the topsheet 12 to the backsheet 16 in the area between the periphery 20 and the edge of the absorbent means 14.

A hot-melt adhesive suitable for use as longitudinal adhesive bands 30 is manufactured by Century Adhesive Corp. of Columbus, Ohio, and marketed under the tradename R-10-A. It will be noted that the above described manner of affixing the topsheet 12 to the backsheet 16 causes the topsheet 12 to be affixed to the backsheet 16 intermittently along the first and second ends, 22 and 24. The absorbent means 14 is thereby encased between the topsheet 12 and the backsheet 16. Of course, many alternative methods of affixing the topsheet 12 to the backsheet 16 may be used with satisfactory results. For example, the topsheet 12 may be affixed to the backsheet 16 indirectly rather than directly as is shown in Figure 1. Thus, an intermediate member may be used to affix the topsheet 12 to the backsheet 16.

The diaper 10 has first and second waist portions 42 and 44 extending, respectively, from the first end 22 and the second end 24 of the diaper periphery 20 toward the lateral centerline 31 of the diaper 10 a distance from about 1/5 to about 1/3 the length of the diaper. The waist portions 42 and 44 comprise those portions of the diaper 10 which, when worn, encircle the waist of the wearer. The crotch portion 46 is that portion of the diaper 10 between first and second waist portions 42 and 44, and comprises that portion of the diaper 10 which, when worn, is positioned between the legs of the wearer and covers the lower torso of the wearer.

The absorbent means 14 may be any means which is generally compressible, conformable, non-irritating to the wearer's skin, and which is capable of absorbing and retaining liquids. A preferred ab-

sorbent means 14 has first and second opposed faces 32 and 34 respectively and comprises an absorbent layer 36 and first and second tissue layers 38 and 40, respectively. The first and second tissue layers 38 and 40 overlay the major surfaces of the absorbent layer 36 to form the first and second opposed faces 32 and 34 of the absorbent means 14.

The absorbent layer 36 is intended to absorb and contain liquid and may be manufactured in a wide variety of sizes and shapes (e.g., rectangular, hourglass, etc.) and from a wide variety of liquid absorbent materials commonly used in disposable diapers, such as comminuted wood pulp which is generally referred to as airfelt. Other liquid absorbing materials may also be used in the manufacture of the absorbent layer 36 such as a multiplicity of piles of creped cellulose wadding, absorbent gelling material, absorbent foams or sponges, or any equivalent material or combination of materials. The total absorbent capacity of the absorbent layer 36 should, however, be compatible with the design liquid loading in the intended use of the disposable diaper 10. Further, the size and absorbent capacity of the absorbent layer 36 may be varied to accommodate wearers ranging from infants through adults.

The preferred embodiment of diaper 10 illustrated in Figure 1 has an hourglass shaped absorbent layer 36, and is intended to be worn by infants ranging in weight from 12 to 26 pounds (5 kgs. to 12 kgs). The absorbent layer 36 is, therefore, a batt of airfelt approximately 16 inches (41 cm) long when measured along the longitudinal centerline 72, approximately 6.5 inches (16 cm) across the first and second ends 22 and 24, and approximately 5 inches (13 cm) across the narrowest part of the crotch portion 46. The absorptive capacity of the airfelt used for the absorbent layer 36 is sufficient to absorb and retain from about 8 to about 16 grams of water per gram of absorbent material. Accordingly, the airfelt used in the preferred embodiment shown in Figure 1 weighs from 15 to 56 grams and has a generally uniform caliper. It should be understood, however, that the size, shape configuration, and total absorbent capacity of the absorbent layer 36 may be varied to accommodate wearers ranging from infants through adults. Therefore, the dimensions, shape, and configuration of the absorbent layer 36 may be varied (e.g. the absorbent layer 36 may have a varying caliper, or a hydrophillic gradient, or may contain absorbent gelling materials).

The first and second tissue layers, 38 and 40, are intended to improve the tensile strength of the absorbent core 14 and to reduce the tendency of the absorbent layer 36 to split, lump or ball when wetted. The first and second tissue layers, 38 and

40, also help to improve lateral wicking of liquids, thereby providing a more even distribution of liquid in the absorbent layer 36. While a number of materials and manufacturing techniques may be used to manufacture the first and second tissue layers, 38 and 40, satisfactory results have been obtained with sheets of tissue paper having a basis weight of approximately 10 pounds per 3000 square feet (16 gms per square meter) and having an air permeability of approximately 100 cubic feet per minute per square foot (30 cubic meters per minute per square meter) over a 0.5 inch (13 mm) water pressure drop. While the first and second tissue layers, 38 and 40, are preferably coterminous with the absorbent layer 36, they may have different dimensions, a different configuration, or they may be omitted entirely.

The absorbent means 14 is superimposed on the backsheet 16 and is preferably affixed thereto by any means as is well known in the diaper art. For example, the absorbent core 14 may be secured to the backsheet 16 by a uniform continuous layer of adhesive, a patterned layer of adhesive, or any array of lines or spots of adhesive. In the preferred embodiment illustrated in Figure 1 the longitudinal adhesive bands 30 are used to affix the absorbent core 14 to the backsheet 16.

The backsheet 16 is impermeable to liquids and prevents liquids absorbed by the absorbent means 14 from wetting the undergarments, clothing, bedding, and other objects which contact the wearer of the disposable diaper 10. Preferably the backsheet 16 is a polyethylene film of from 0.0005 to 0.002 inches (0.012 to 0.051 mm) thick, although other flexible, liquid impermeable materials may also be used. As used herein, the term "flexible" refers to materials which are compliant and which readily conform to the shape and contours of the human body. A suitable polyethylene film is manufactured by Monsanto Chemical Company and marketed in the trade as Film No. 8020. The backsheet 16 is preferably embossed and/or matte finished to provide a more clothlike appearance. Further, the backsheet 16 may have passages which permit vapors to escape from the absorbent means 14 while still preventing liquid from passing through the backsheet 16. In a preferred embodiment, the backsheet 16 has a modified hourglass shape extending beyond the absorbent layer 36 a minimum distance of at least 0.5 inches (1.3 cm) around the entire diaper periphery 20.

The topsheet 12 is compliant, soft feeling, and non-irritating to the wearer's skin and prevents the wearer of the diaper 10 from contacting the absorbent core 14. Further, the topsheet 12 is liquid permeable permitting liquids to readily penetrate through its thickness. A suitable topsheet 12 may be manufactured from a wide range of materials,

such as natural fibers (e.g., wood or cotton fibers), synthetic fibers (e.g., polyester, polyethylene, polypropylene), or a combination thereof. Alternatively, the topsheet 12 may be a foam, such as the reticulated foams which are well known in the art or any of the formed films which are also well known in the art.

A number of manufacturing techniques can be used to manufacture the topsheet 12. For example, the topsheet 12 may be woven, nonwoven, spunbonded, carded, or the like. A preferred topsheet 12 is carded, and thermally bonded by means well known to those skilled in the nonwoven fabrics art. Preferably the topsheet 12 has a weight of from 21.5 to 30 grams per square meter, a minimum dry tensile strength of at least 400 grams per centimeter in the machine direction and a wet tensile strength of at least 55 grams per centimeter in the cross machine direction.

A cuff 50 is positioned along the first longitudinal side 26 and another cuff 50 is positioned along the second longitudinal side 28. In general, the cuffs 50 comprise the portion between the first and second longitudinal sides 26 and 28 and the corresponding longitudinal side of the absorbent means 14. The cuffs 50 are gatherable areas which may be either unitary (i.e., cuff 50 has at least one continuous and undivided element in common with the outer covering layer) or integral (i.e., the cuff 50 is a separate element affixed to the rest of the diaper 10) with the outer covering layer 11. Referring now to Figures 2, 3, and 4, it can be seen that in the preferred embodiment illustrated the cuff 50 comprises a first layer 60 and a second layer 62. In the preferred embodiment illustrated in the Figures, the cuffs 50 are unitary with the outer covering layer 11 and the first layer 60 is formed by extending the topsheet 12 beyond the edge of the absorbent means 14 and the second layer 62 is formed by extending the backsheet 16 beyond the edge of the absorbent means 14.

Each elasticized longitudinal portion 17 comprises at least three elastic members 18 which are operatively associated with each cuff 50 in the crotch portion 46 in an elastically contractible condition so that in a normally unrestrained configuration, the elastic members 18 effectively contract or gather the cuff 50. As used herein the term "operatively associated" refers to two or more components which act together. In the preferred embodiment shown in the Figures, the elastic members 18 are positioned between the first layer 60 and the second layer 62 and are operatively associated with both cuffs 50 in the crotch portion 46. Thus, the elastic members 18 are affixed to the cuffs 50 so as to cause the cuffs 50 to contract when the elastic members 18 are allowed to contract.

Referring specifically to Figure 4, it can be seen that the elastic members 18 each have two affixed portions 19 and an unaffixed portion 21 between the two affixed portions 19. The affixed portions 19 of the elastic members 18 are affixed to the cuff 50 and the unaffixed portion 21 is unaffixed to the cuff 50. For example, the affixed portions 19 may be affixed to the second layer 62 using an adhesive bead 27. A suitable method for incorporating elastic members 18 into a disposable diaper is described in U.S. Patent 4,081,301 entitled "Method and Apparatus for Continuously Attaching Discrete, Stretched Elastic Strands to Predetermined Isolated Portions of Disposable Absorbent Products" which issued to K. B. Buell on March 28, 1978.

Referring specifically to Figures 2 and 3, it can be seen that the elastic members have a cross sectional perimeter and that the first layer 60 overlies at least a portion of the cross sectional perimeter of the elastic members 18 and the second layer 62 overlays another portion of the cross sectional perimeter of the elastic members 18. The first and second layers 60 and 62 are affixed to each other along a plurality of seams 64. The seams 64 are positioned along the longitudinal sides of the elastic members 18 at least in a segment of the unaffixed portion 21 and comprise bond segments 68 and hinge segments 70 alternately placed along the length of the seams 64. The bond segments 68 serve to bond the first layer 60 and the second layer 62 together, thereby confining at least a portion of the unaffixed portion 21 of the elastic members 18 between two of the seams 64.

The bond segments 68 may be formed in a number of ways that will suggest themselves to one skilled in the art. For example, the bond segments 68 may be formed by gluing the first layer 60 to the second layer 62. In the preferred embodiment shown in the Figures, the bond segments 68 are formed by heat sealing the first layer 60 to the second layer 62. The bond segments 68 have sufficient strength to maintain the attachment between the first and second layers 60 and 62. The bond segments 68 are relatively rigid and are not readily contracted by the elastic members. Thus, if the dimension of the bond segments 68 in a direction parallel to longitudinal center line 72 is too long, the elasticized longitudinal portion 17 will require relatively high contractive forces to gather the cuff 50. It has been found that the length of the bond segment is preferably less than about 10 cm.

In the hinge segments 70, the first and second layers 60 and 62 are unbonded to each other and the hinge segments 70, therefore, remain flexible. Thus, as the cuffs 50 are gathered by the elastic members 18, the hinge segments 70 permit the

first and second layers 60 and 62 to buckle, thereby reducing the contractive force needed to gather the cuffs 50. The hinge segments 70 have a length which is short enough to prevent the elastic members 18 from becoming interposed between the bond segments 68. It has been found that hinge segments 70 having a length less than about 5 cm work well.

In the preferred embodiment illustrated, the elastic members 18 are operatively associated with the cuffs 50 by being affixed to the cuffs 50 using a suitable adhesive which will be of sufficient adhesiveness to hold the elastic members 18 to the cuff 50 while the elastic members 18 are stretched. An adhesive which has been used with satisfactory results is manufactured by Findley Adhesives Corporation of Elm Grove, Wisconsin, and is marketed under the trade name Findley H-2031-01.

Suitable elastic members 18 may be manufactured from a wide variety of elastic materials such as natural rubber, or elastomeric films such as Kraton, ethylene propylene-dimonomer, and polyurethane. The elastic members 18 can be operatively associated with the cuffs 50 in an elastically contractible condition in at least two ways. For example, the elastic member 18 may be stretched and while in the stretched condition affixed to the uncontracted and unstretched cuffs 50. Alternatively, the cuffs 50 may be contracted (e.g., by pleating) and then affixing the unstretched elastic member 18 to the contracted cuffs 50.

In addition, the elastic members 18 may take a multitude of configurations. For example, the width of the elastic members 18 may be varied from 0.015 inches to 1.0 inches (0.38 mm to 25 mm) or more; or the elastic members 18 may be rectilinear or curvilinear. Still further, the elastic members 18 may be affixed to the diaper 10 in any of several ways which are well known in the art. For example, the elastic members 18 may be ultrasonically bonded or heat sealed into the cuffs 50 using a variety of bonding patterns or the elastic members 18 may simply be glued to the cuffs 50.

One material which has been found to work well as an elastic member 18 is an elastic thread having a cross section of .017 inches by .019 inches (0.43 mm by 0.48 mm) and which is manufactured from natural rubber. Such a product is marketed by Fulflex under the trade name 9212. The preferred elastic member 18 produces a tensile force of about 100 grams when stretched 100 percent from its relaxed condition.

The diaper 10 is provided with a fastening means 54 for maintaining the first and second waist portions 42 and 44 in an overlapping configuration when the diaper 10 is worn (see Figure 1). Thus, the diaper 10 is fitted to the wearer and a side closure formed.

More specifically, the fastening means 54 affixes the first waist portion 42 to the second waist portion 44 thereby maintaining the first and second waist portions 42 and 44 in an overlapping configuration. Thus, the fastening means 54 must be affixed to both the first waist portion 42 and the second waist portion 44 in a manner and with a strength that is sufficient to resist the forces acting to cause the first and second waist portions 42 and 44 to separate during wearing.

The fastening means 54 may comprise any of the well known means for achieving a side closure such as Velcro strips or patches, buttons, or snaps. A preferred fastening means 54 is an adhesive tape as is well known in the diaper art.

Claims

1. A disposable diaper (10) comprising:
 - an outer covering layer (11);
 - an absorbent means (14) for absorbing liquids, said absorbent means being encased within said covering layer;
 - elasticized longitudinally extending portions (17) at both longitudinal sides of the diaper, said elasticized longitudinally extending portions having cuffs (50) and having elastic means (18) operatively associated with said cuffs in an elastically contractible condition, each of said elastic means having a cross sectional perimeter, two affixed portions (19) and an unaffixed portion (21) between said two affixed portions, each said cuff (50) having a first layer (60) overlaying a portion of said cross sectional perimeter and a second layer (62) overlaying another portion of said cross sectional perimeter, said two affixed portions (19) of said elastic means (18) being affixed to said cuff (50) and said unaffixed portion (21) of said elastic means being unaffixed to said cuff (50);
 - characterised in that said elastic means (18) comprises at least three individual and uninter-connected elastic members and in that said cuff (50) comprises a plurality of seams (64) affixing said first layer (60) to said second layer (62), said seams being positioned adjacent said elastic members (18) and being formed with bond segments (68) and hinge segments (70) alternately positioned along the length of said seams, said first layer (60) being affixed to said second layer (62) at said bond segments (68) and said first layer being unaffixed to said second layer (62) at said hinge segments (70).
2. A disposable diaper according to Claim 1 wherein said bond segments (68) have a

length less than 10 cm and said hinge segments (70) have a length less than 5 cm.

3. A disposable diaper according to either one of Claims 1 & 2 wherein said seams (64) are positioned adjacent said elastic members (18) only at the unaffixed portion (19) of said elastic members (18).

Revendications

1. Une couche à jeter (10) comprenant :
 une couche de recouvrement extérieur (11) ;
 un moyen absorbant (14) pour absorber les liquides, ledit moyen absorbant étant encastré dans ladite couche de recouvrement ;
 des parties élastifiées, s'étendant longitudinalement (17) sur les deux cotés longitudinaux de la couche, lesdites parties élastifiées, s'étendant longitudinalement ayant des revers (50) et ayant des moyens élastiques (18) associés de manière active auxdits revers dans une condition susceptible de se contracter élastiquement, chacun desdits moyens élastiques ayant un périmètre de section transversale, deux parties fixées (19) et une partie non fixée (21) entre les deux dites parties fixées, chacun desdits revers (50) ayant une première couche (60) recouvrant une partie dudit périmètre de section transversale et une seconde couche (62) recouvrant une autre partie dudit périmètre de section transversale, les deux dites parties fixées (19) desdits moyens élastiques (18) étant fixées audit revers (50) et ladite partie non fixée (21) desdits moyens élastiques n'étant pas fixée audit revers (50) ;
 caractérisée en ce que lesdits moyens élastiques (18) comportent au moins trois éléments élastiques indépendant et non reliés entre eux et en ce que ledit revers (50) comporte une pluralité de jonctions (64) fixant ladite première couche (60) à ladite seconde couche (62), lesdites jonctions étant disposées près desdits éléments élastiques (18) et étant formées de segments de liaison (68) et de segments d'articulation (70) disposés alternativement le long desdites jonctions, ladite première couche (60) étant fixée à ladite seconde couche (62) le long desdits segments de liaison (68) et ladite première couche n'étant pas fixée à ladite seconde couche (62) le long desdits segments d'articulation (70).
2. Une couche à jeter selon la revendication 1, dans laquelle lesdits segments de liaison (68) ont une longueur inférieure à 10 cm et lesdits segments d'articulation (70) ont une longueur

inférieure à 5 cm.

3. Une couche à jeter selon l'une quelconque des revendications 1 et 2, dans laquelle lesdites jonctions (64) sont disposées près desdits éléments élastiques (18) seulement le long de la partie non fixée (19) desdits éléments élastiques (18).

Patentansprüche

1. Eine Wegwerfwindel (10), welche umfaßt:
 eine äußere umhüllende Schichte (11);
 ein absorbierendes Mittel (14) zum Absorbieren von Flüssigkeiten, wobei das genannte absorbierende Mittel im Innern der genannten umhüllenden Schichte eingeschlossen ist;
 elastifizierte sich der Länge nach erstreckende Abschnitte (17) an beiden Längsseiten der Windel, wobei die genannten elastifizierten sich der Länge nach erstreckenden Abschnitte Bündchen (50) aufweisen und elastische Mittel (18) aufweisen, welche mit den genannten Bündchen in einem elastisch kontrahierbaren Zustand wirksam verbunden sind, wobei jedes der genannten elastischen Mittel einen Querschnittsumfang, zwei befestigte Abschnitte (19) und einen unbefestigten Abschnitt (21) zwischen den genannten zwei befestigten Abschnitten aufweist, wobei jedes genannte Bündchen (50) eine erste Schichte (60), welche einen Abschnitt des genannten Querschnittsumfangs überdeckt, und eine zweite Schichte (62) aufweist, welche einen anderen Abschnitt des gesamten Querschnittsumfangs überdeckt, wobei die genannten zwei befestigten Abschnitte (19) des genannten elastischen Mittels (18) am genannten Bündchen (50) befestigt sind und der genannte unbefestigte Abschnitt (21) des genannten elastischen Mittels am genannten Bündchen (50) unbefestigt ist, dadurch gekennzeichnet, daß das genannte elastische Mittel (18) mindestens drei einzelne und untereinander unverbundene elastische Bauteile umfaßt, und dadurch, daß das genannte Bündchen (50) eine Mehrzahl von Nähten (64) umfaßt, welche die genannte erste Schichte (60) an der genannten zweiten Schichte (62) befestigen, wobei die genannten Nähte nahe den genannten elastischen Bauteilen (18) angeordnet sind und mit Bindungssegmenten (68) und Gelenksegmenten (70), welche abwechselnd entlang der Länge der genannten Nähte positioniert sind, ausgebildet sind, wobei die genannte erste Schichte (60) an der genannten zweiten Schichte (62) an den genannten Bindungssegmenten (68) befestigt ist und die genannte erste Schichte an der

genannten zweiten Schichte (62) an den genannten Gelenksegmenten (70) unbefestigt ist.

2. Eine Wegwerfwindel nach Anspruch 1, bei welcher die genannten Bindungssegmente (68) eine Länge von weniger als 10 cm aufweisen und die genannten Gelenksegmente eine Länge von weniger als 5 cm aufweisen. 5
3. Eine Wegwerfwindel nach einem der Ansprüche 1 und 2, bei welcher die genannten Nähte (64) nur am unbefestigten Abschnitt (21) der genannten elastischen Bauteile (18) nahe den genannten elastischen Bauteilen (18) positioniert sind. 10 15

20

25

30

35

40

45

50

55

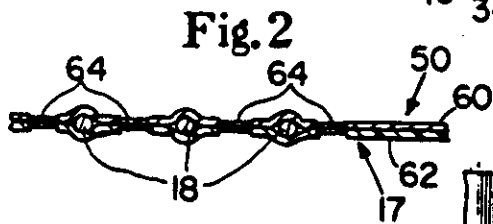
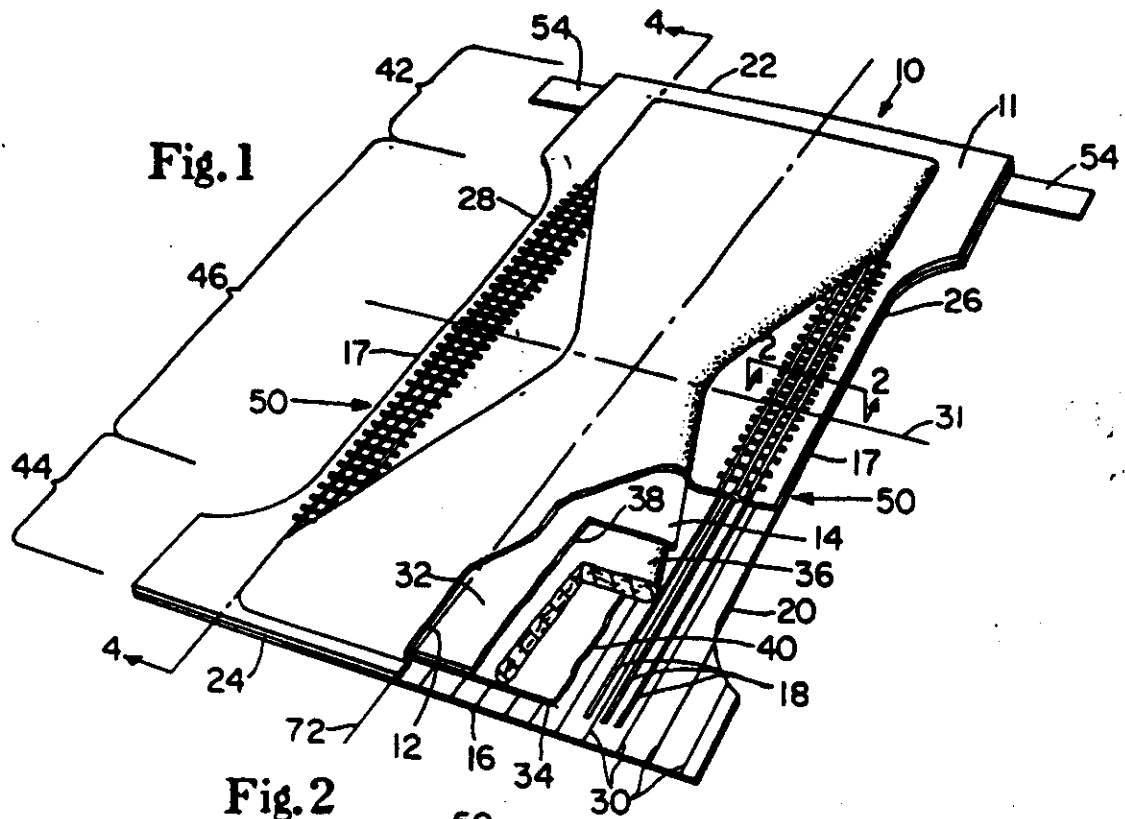
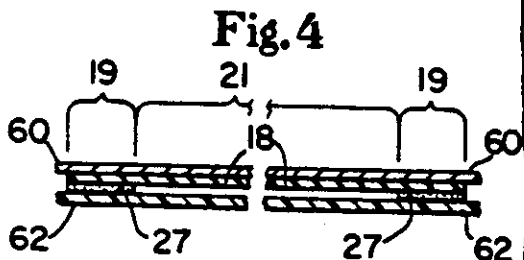
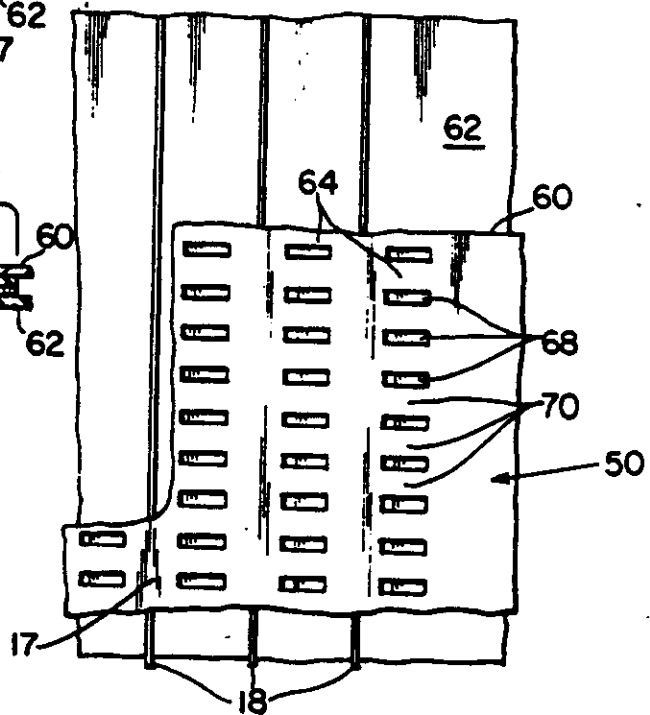


Fig. 3



REGISTER ENTRY FOR EP0300615

European Application No EP88305576.6 filing date 17.06.1988

Priority claimed:

25.06.1987 in United States of America - doc: 66810

Designated States BE CH DE ES FR GB GR IT LI LU NL SE AT

Title DISPOSABLE DIAPER HAVING AN IMPROVED LEG CONFORMING CUFF.

Applicant/Proprietor

THE PROCTER & GAMBLE COMPANY, One Procter & Gamble Plaza, Cincinnati Ohio
45202, United States of America [ADP No. 50339258001]

Inventor

JAMES W. RICHARDSON, 10700 Deersadow Lane, Cincinnati Ohio 45242, United
States of America [ADP No. 56296403001]

Classified to

A41B A61F

Address for Service

PROCTER & GAMBLE, P.O. Box Forest Hall No. 2, NEWCASTLE UPON TYNE, United
Kingdom [ADP No. 00022533001]

EPO Representative

TONY NICHOLAS GIBSON, Procter & Gamble (NTC) Limited Whitley Road,
Longbenton Newcastle upon Tyne NE12 9TS, United Kingdom
[ADP No. 50840834001]

Publication No EP0300615 dated 25.01.1989

Publication in English

Examination requested 30.06.1989

Patent Granted with effect from 12.08.1992 (Section 25(1)) with title
DISPOSABLE DIAPER HAVING AN IMPROVED LEG CONFORMING CUFF.

10.07.1992 PROCTER & GAMBLE, P.O. Box Forest Hall No. 2, NEWCASTLE UPON TYNE,
United Kingdom [ADP No. 00022533001]
registered as address for service

Entry Type 8.11 Staff ID. SS1 Auth ID. AA

07.06.1993 EPO: Opposition filed on 11.05.1993

Entry Type 25.1 Staff ID. RD06 Auth ID. EPT

**** END OF REGISTER ENTRY ****

OA80-01
EP

OPTICS - PATENTS

14/03/96

15:49:26
PAGE: 1

RENEWAL DETAILS

PUBLICATION NUMBER

EP0300615

PROPRIETOR(S)

THE PROCTER & GAMBLE COMPANY, One Procter & Gamble Plaza,
Cincinnati Ohio 45202, United States of America

DATE FILED

17.06.1988 ✓

DATE GRANTED

12.08.1992 ✓

DATE NEXT RENEWAL DUE

17.06.1996

DATE NOT IN FORCE

DATE OF LAST RENEWAL

06.06.1995

YEAR OF LAST RENEWAL

08

STATUS

PATENT IN FORCE ✓

**** END OF REPORT ****