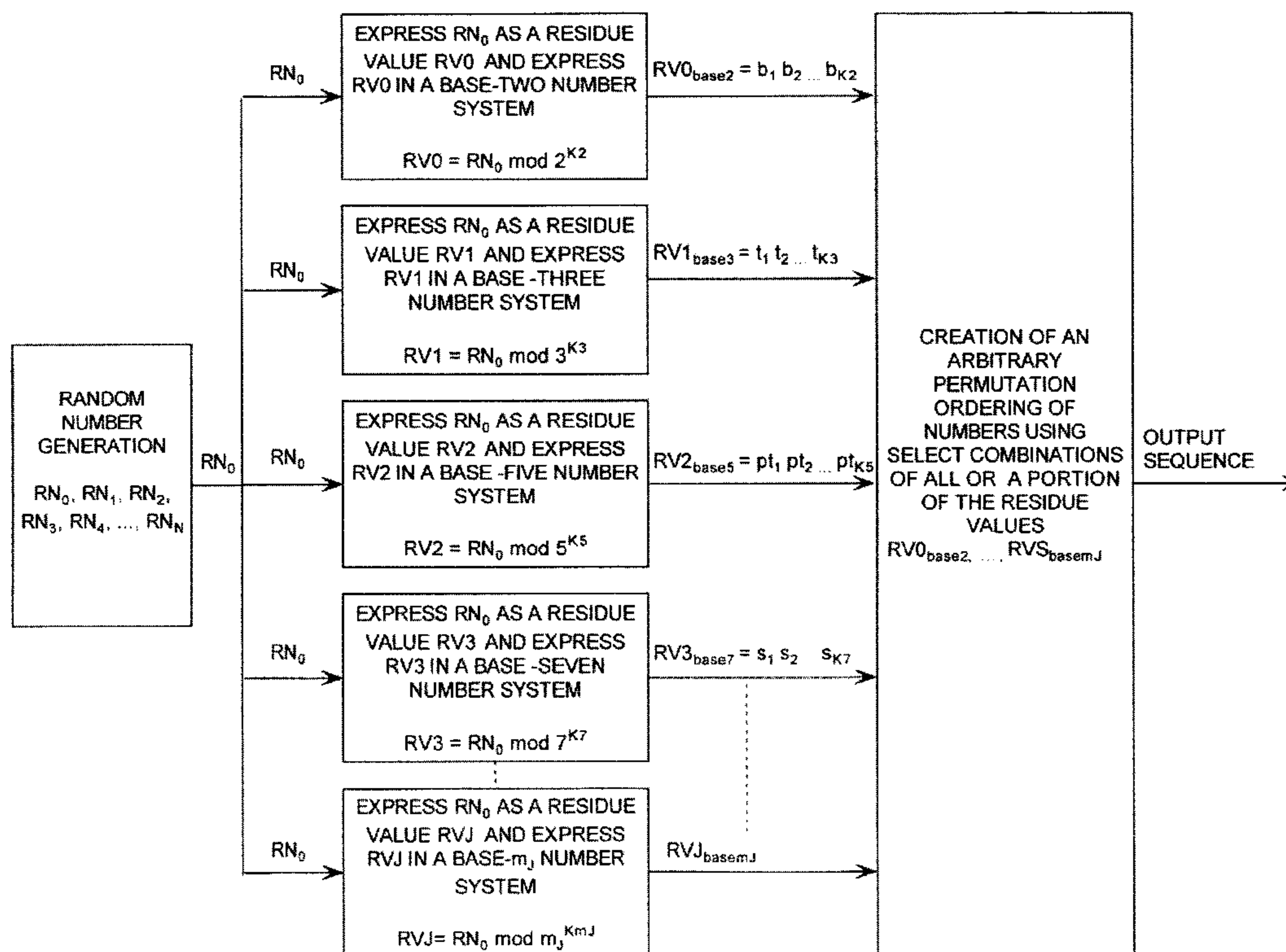




(22) Date de dépôt/Filing Date: 2008/05/21
(41) Mise à la disp. pub./Open to Public Insp.: 2008/11/22
(30) Priorité/Priority: 2007/05/22 (US11/751,783)

(51) Cl.Int./Int.Cl. *G06F 7/58* (2006.01)
(71) Demandeur/Applicant:
HARRIS CORPORATION, US
(72) Inventeur/Inventor:
MICHAELS, ALAN J., US
(74) Agent: GOUDREAU GAGE DUBUC

(54) Titre : PROLONGATION D'UNE PERIODE DE RECURRENCE DE SEQUENCE ALEATOIRE
(54) Title: EXTENDING A REPETITION PERIOD OF A RANDOM SEQUENCE



(57) **Abrégé/Abstract:**

A method is provided for extending a sequence repetition period of a random number generator in systems based on the availability of random sequences. The method includes performing RNS arithmetic operations to express a random number in a sequence as RNS residue values. Each generated random number has a value between zero and n_j-1 . The method also includes converting each of the RNS residue values to a relatively prime base number system so that each of the RNS residue values includes at least one digit. The method further includes generating an arbitrary permutation ordering of output sequence numbers using a select combination of digits associated with each of the RNS residue values. The arbitrary permutation ordering is applied to a cyclic structure having n elements. Each of the n elements has an associated output sequence number.

ABSTRACT

A method is provided for extending a sequence repetition period of a random number generator in systems based on the availability of random sequences.

5 The method includes performing RNS arithmetic operations to express a random number in a sequence as RNS residue values. Each generated random number has a value between zero and $n!-1$. The method also includes converting each of the RNS residue values to a relatively prime base number system so that each of the RNS residue values includes at least one digit. The method further includes generating an

10 arbitrary permutation ordering of output sequence numbers using a select combination of digits associated with each of the RNS residue values. The arbitrary permutation ordering is applied to a cyclic structure having n elements. Each of the n elements has an associated output sequence number.

EXTENDING A REPETITION PERIOD OF A RANDOM SEQUENCE

The inventive arrangements relate to communications systems. More particularly, the inventive arrangements relate to a method and apparatus for
 5 generating an arbitrary permutation ordering of numbers and its application in a variety of communication system structures, including random number generators.

Many systems requiring random sequences typically include ring generators and/or other cyclic structures. A ring generator is a simple structure over a finite field that exhaustively produces possible outputs through repeated mapping.
 10 The mapping is some combination of an additive and a multiplicative mapping, with irreducible polynomials being ideal. For example, a ring generator includes repeated computations of an irreducible polynomial $f(x) = 3x^3 + 3x^2 + x$ on a finite Galois field GF[11]. A main limitation of a ring generator is that its orbits are highly deterministic. As such, knowledge of a mapping and current finite field conditions
 15 gives complete knowledge of an output sequence.

In systems requiring random sequences, ring generators are often employed in algorithms for modifying a sequence of data bits. Such algorithms typically include arithmetic operations to be performed in a finite or Galois field. A finite or Galois field GF[p] is a field that contains only finitely many elements,
 20 namely $\{0, 1, 2, \dots, p-1\}$. As such, all arithmetic operations performed in the finite or Galois field result in an element within that field. The finite or Galois field GF[p] has a finite field size defined by the Galois characteristic p. As such, an output sequence created through repeated mapping repeats every p^{th} element. This repetitive behavior produces correlations thereby making the decoding of an output sequence relatively
 25 easy when p is small. Consequently, the algorithms also typically include operations for expanding the finite or Galois field size so that the period of repetition is increased.

There are many methods known in the art for expanding a finite or Galois field GF[p] where p is an integer power of two (2), 2^k . The simplest such
 30 method for expanding a finite or Galois field GF[2^k] includes increasing a number of

input bits. Other methods include coupling the ring generator to other generators. For example, the ring generator may be coupled to an arbitrary number of other generators (assumed to have a mutually prime characteristic) comprised of digital hardware implementing the Chinese Remainder Theorem (CRT). As should be understood, CRT computations are performed to combine mixed-radix computations. CRT computations may only be used if inputs to the generator are mutually prime numbers. Despite the advantages of this method, it suffers from certain drawbacks. For example, this method is cyclic and fixed by nature. CRT computations of elements in odd prime number bases with digital hardware are computationally inefficient. Also, an output sequence of the generator is highly deterministic if the mutually prime numbers are known a priori.

These systems requiring random sequences also typically rely on deterministic scrambling methods to help mask an output sequence so that an outside observer is unable to determine the output sequence. Scrambling methods are used to increase the entropy of an output relative to any given sequence of inputs. As such, these systems include scramblers. A scrambler operates according to a deterministic scrambling algorithm so that the original signal can be recovered from a scrambled signal. Deterministic scrambling methods and associated algorithms are well known to persons skilled in the art, and therefore will not be described in detail herein.

However, it should be understood that one such deterministic scrambling method includes implementing a deterministic scrambling algorithm that uses substitution box (S-box) functions to scramble data. An S-box is an array of numbers used to add additional variance into an output sequence of a system in order to protect the output sequence from reverse engineering. An S-box function often has a number of desired properties. For example, a deterministic scrambling algorithm uses an S-box, but a deterministic descrambling algorithm uses an inverse of the S-box. As such, the S-box function is invertible so that an output sequence can be obtained from a scrambled sequence. This deterministic scrambling method also includes creating complex mixing networks, such as a Feistel structure. As should be understood, a Feistel structure combines multiple rounds of repeated operations. Such

operations include, but are not limited to, bit-shuffling, nonlinear functions, and linear functions. Despite the advantages of this deterministic scrambling method, it suffers from certain drawbacks. For example, this deterministic scrambling method is time-invariant. This deterministic scrambling method can also be resource intensive.

5 In view of the forgoing, there remains a need for a method for expanding a finite or Galois field size that is more computationally efficient than conventional finite field expansion methods. There is also a need for an invertible method for increasing the entropy of an output sequence that is more computationally efficient than conventional deterministic scrambling methods. Such methods also
10 need to be designed for providing a high degree of security feature to a system. Most significantly, there is further a need for a method and apparatus for generating an arbitrary permutation ordering of numbers that can be used in a variety of communication system applications.

 The invention concerns a method for extending a sequence repetition
15 period of a random number generator in a system based on the availability of one or more random sequences. The method includes performing one or more RNS arithmetic operations to express a random number in a random number sequence as one or more RNS residue values. The method also includes converting each of the RNS residue values to a relatively prime number system so that each of the RNS
20 residue values includes at least one digit. The method further includes generating an arbitrary permutation ordering of output sequence numbers using a select combination of digits associated with each of the RNS residue values. The arbitrary permutation ordering is determined using a cyclic structure.

 According to an aspect of the invention, the method includes selecting
25 each random number of the random number sequence to have a value which can range between zero and $n!-1$. The method also includes selecting the cyclic structure to have n elements. The method further includes associating each of the output sequence numbers with a respective element of the n elements.

 According to another aspect of the invention, the method includes
30 calculating the RNS residue values using relatively prime numbers as moduli. The

moduli are determined by determining a decimal number defined by $n!$ as a product of relatively prime numbers. The converting step further comprises converting each of the RNS residue values to a different relatively prime number system.

According to yet another aspect of the invention, the method includes
5 choosing the select combination of digits so that a range of values which can be determined by the digits is equal to a number of available unselected elements in the cyclic structure. The method also includes using a value of the select combination of digits to select an available unselected element in the cyclic structure. The method further includes using the Chinese Remainder Theorem to combine at least two digits
10 associated with at least two RNS residue values to obtain a digit having a different number base equal to the product of the at least two digits. The method includes using the digit having a different number base to select an available unselected element in the cyclic structure.

A ring generator is also provided. The ring generator is comprised of
15 a computing means, a converting means, and a permutation means. The computing means is configured to perform one or more RNS arithmetic operations to express a random number in a random number sequence as one or more RNS residue values. The converting means is configured to convert each of the RNS residue values to a relatively prime number system so that each of the RNS residue values includes at
20 least one digit. The permutation means is configured to generate an arbitrary permutation ordering of output sequence numbers using a select combination of digits associated with each of the RNS residue values. The arbitrary permutation ordering is determined using a cyclic structure.

According to an aspect of the invention, each random number in the
25 random number sequence has a value within a range of zero to $n!-1$. The cyclic structure has n elements. Each of the output sequence numbers is associated with a respective element of the n elements.

According to another aspect of the invention, the computing means is further configured to calculate the RNS residue values using relatively prime numbers
30 as moduli. The relatively prime numbers are selected to have a product equal to a

decimal number defined by $n!$. The converting means is further configured to convert each of the RNS residue values to a different relatively prime number system.

According to yet another aspect of the invention, the select combination of digits are chosen so that a range of values which can be determined by the digits is equal to a number of available unselected elements in the cyclic structure. The permutation means is configured to use a value of the select combination of digits to select an available unselected element in the cyclic structure. The permutation means is also configured to use the Chinese Remainder Theorem to combine at least two digits associated with at least two RNS residue values to obtain a digit having a different number base equal to the product of the at least two digits. The permutation means is further configured to use the Chinese Remainder Theorem to combine with one or more additional cyclic ring generators. The permutation means is configured to use the digit having a different number base to select an available unselected element in the cyclic structure.

A machine-readable medium is also provided. The machine-readable medium has stored thereon instructions, which when executed by a machine, cause the machine to perform certain operations. The operations include performing one or more RNS arithmetic operations to express a random number in a random number sequence as one or more RNS residue values. The operations also include converting each of the RNS residue values to a relatively prime number system so that each of the RNS residue values includes at least one digit. The operations further include generating an arbitrary permutation ordering of output sequence numbers using a select combination of digits associated with each of the RNS residue values. The arbitrary permutation ordering is determined using a cyclic structure.

According to an aspect of the invention, each random number in the random number sequence has a value between zero and $n!-1$. The cyclic structure has n elements. Each of the output sequence numbers is associated with a respective element of the n elements.

According to another aspect of the invention, the machine-readable medium comprises instructions to cause the operation of calculating the RNS residue

values using relatively prime numbers as moduli. The relatively prime numbers are selected to have a product comparable to an integer multiple of the decimal number defined by $n!$. The machine-readable medium also comprises instructions to cause the operation of converting each of the RNS residue values to a different relatively prime
5 number system.

According to yet another aspect of the invention, the machine-readable medium comprises instructions to cause the operation of choosing the select combination of digits so that a range of values which can be determined by the digits is equal to a number of available unselected elements in the cyclic structure. The
10 machine-readable medium also comprises instructions to cause the operation of using a value of the select combination of digits to select an available unselected element in the cyclic structure. The machine-readable medium further comprises instructions to cause the operation of using a Chinese Remainder Theorem to combine at least two digits associated with at least two RNS residue values to obtain a digit having a
15 different number base equal to the product of the at least two digits. The machine-readable medium comprises instructions to cause the operation of using the digit having a different number base to select an available unselected element in the cyclic structure.

Embodiments will be described with reference to the following
20 drawing figures, in which like numerals represent like items throughout the figures, and in which:

FIG. 1 is a conceptual diagram of an algorithm for extending a sequences repetition period that is useful for understanding the invention.

FIG. 2A is a schematic illustration of a cyclic structure that is useful
25 for understanding the invention.

FIG. 2B is a table illustrating cyclic structure elements with associated starting position values and output sequence numbers that is useful for understanding the invention.

FIG. 2C is a schematic illustration of varying cyclic structure element
30 positions that is useful for understanding the invention.

FIG. 3 is a flow diagram of a method for creating an arbitrary permutation ordering of numbers that is useful for understanding the invention.

FIG. 4 is a block diagram of a ring generator that is useful for understanding the invention.

5 The invention will now be described more fully hereinafter with reference to accompanying drawings, in which illustrative embodiments of the invention are shown. This invention, may however, be embodied in many different forms and should not be construed as limited to the embodiments set forth herein. For example, the present invention can be embodied as a method, a data processing
10 system, or a computer program product. Accordingly, the present invention can take the form as an entirely hardware embodiment, an entirely software embodiment, or a hardware/software embodiment.

 Some embodiments of the present invention provide an algorithm for extending a random number sequences repetition period. Such embodiments also
15 provide an algorithm for generating an arbitrary permutation ordering of numbers. In this regard, it should be appreciated that such an algorithm can be used in a variety of communication system applications. For example, such an algorithm can be implemented in a ring generator or other cyclic structure for efficiently expanding a size of a finite or Galois field. The algorithm can also be implemented in a
20 deterministic scrambling method. In such a scenario, the algorithm can be applied to bits of an output sequence for masking the same. The algorithm can further be implemented in a pseudo-random number generator for increasing a random number sequence's repetition period.

 Referring now to FIG. 1, there is provided a conceptual diagram of an
25 algorithm for extending a sequence's repetition period. In this regard, it should be appreciated that a sequence of random numbers RN_0, \dots, RN_N is generated. Each random number RN_0, \dots, RN_N has a value between zero (0) and $n!-1$. The sequence of random numbers RN_0, \dots, RN_N repeats after a certain period of time. As such, an algorithm is employed to extend this period of time. This algorithm is described in
30 great detail below (in relation to FIGS. 1-2).

Referring again to FIG. 1, the algorithm begins with a random number RN_0 that has been computed by some defined arithmetic process. Such arithmetic processes are well known to persons skilled in the art. Therefore, the defined arithmetic process will not be described in detail herein. However, it should be appreciated that the arithmetic process can be an arithmetic process for computing a pseudo-random number or a pseudo-chaotic number. It should also be appreciated that each random number of the random number sequence RN_0, \dots, RN_N can have a decimal value between zero (0) and $n!-1$. $n!$ is a factorial equivalent of a decimal value representing the total possible values that members of the random number sequence RN_0, \dots, RN_N can equal.

The random numbers RN_0, \dots, RN_N can be expressed in a decimal number system representation or a binary number system representation. If the random number sequence RN_0, \dots, RN_N is expressed in a decimal number system representation, then the random number sequence RN_0, \dots, RN_N is a decimal sequence of digits. The term "digit" as used herein refers to a single character in a weighted numbering system. For example, a sequence 45 has a digit 4 and a digit 5. The digit 4 is weighted such that it is ten (10) times the value of the digit 5. Each digit of the decimal sequence has a value of zero (0), one (1), two (2), three (3), four (4), five (5), six (6), seven (7), eight (8) or nine (9). The decimal sequence has a digit length selected in accordance with a particular algorithm application. If the random number sequence RN_0, \dots, RN_N is expressed in a weighted binary number system representation, then each random number RN_0, \dots, RN_N is a binary sequence of digits. Each digit of the binary sequence has a zero (0) value or a one (1) value. The binary sequence has a digit length selected in accordance with a particular algorithm application.

Each random number RN_0, \dots, RN_N can be expressed as a set of residue number system (RNS) residue values RV_0, \dots, RV_J using RNS arithmetic operations, i.e. modulo operations. Modular arithmetic is well known to persons skilled in the art. Thus, such operations will not be described in great detail herein.

However, it should be appreciated that a RNS residue value can be defined by mathematical Equation (1).

$$RV_p = RN_n \text{ modulo } m_p \quad (1)$$

where

5 RV_p is a RNS residue value representing a random number RN_n modulo m_p ;

RN_n is one of the random numbers in the random number sequence RN_0, \dots, RN_N ;
and

m_p is a modulus which can have a value $\text{base}_{\text{base}}^k$.

10 The moduli $m_p = m_0^{km0}, m_1^{km1}, \dots, m_J^{kmJ}$ are selected to have a value defined by the unique prime factorization of $n!$. As noted above, $n!$ is the number of total possible values that the random number sequence RN_0, \dots, RN_N can equal. In this regard, it should be appreciated that the Fundamental Theorem of Arithmetic (FTA) can be used to write the random number as a unique product of relatively prime numbers, which are automatically mutually prime when separated into distinct powers of individual primes. The phrase “relatively prime numbers” as used herein
15 refers to a collection of numbers having a greatest common divisor of one (1). For example, a factorial of eight ($8!$) equals a decimal number having a value of forty thousand three hundred twenty ($40,320$). This decimal number can be expressed as a product of prime numbers ($40,320 = 2^{K2} \cdot 3^{K3} \cdot 5^{K5} \cdot 7^{K7} = 2^7 \cdot 3^2 \cdot 5^1 \cdot 7^1$). In such a
20 scenario, each RNS arithmetic operation employed for expressing each random number in the sequence RN_0, \dots, RN_K as a set of RNS residue values RV_0, \dots, RV_J can use the relatively prime numbers $2^7, 3^2, 5^1, 7^1$ as a moduli $m_0^{km0}, m_1^{km1}, m_2^{km2}, m_3^{km3}$, respectively. As should be understood, residue number systems yield the largest potential for gains in computational efficiency when the individual moduli are
25 as small as possible. Further, factors of two (2) are a special case (being inherently efficient) since digital hardware is optimized for binary arithmetic.

Referring again to FIG. 1, each RNS residue value RV_0, \dots, RV_J can be expressed in a different relatively prime number system representation. In this regard, it should be appreciated an advantage of using different relatively prime number systems is that operations in one (1) residue space can be performed
 5 independently from other residue spaces. After independently performing a plurality of residue computations, the results of said computations can be recombined via an algorithm, such as a Chinese Remainder Theorem algorithm. The recombination results can be used to efficiently implement a permutation ordering of numbers that is the same as a permutation ordering of numbers defined by the random numbers $RN_0,$
 10 $\dots, RN_N.$

According to an embodiment of the invention, a RNS residue value RV_0 can be expressed in a binary number system (i.e., a base-two system) representation. As such, the residue value $RV_{0_{base2}}$ is a sequence of binary digits. Each binary digit has a value of zero (0) or one (1). The RNS residue value RV_1 can
 15 be expressed in a tertiary number system (i.e., a base-three system) representation. Accordingly, the RNS residue value $RV_{1_{base3}}$ is a sequence of tertiary digits. Each tertiary digit has a value of zero (0), one (1) or two (2). The RNS residue value RV_2 can be expressed in a pentiary number system (i.e., a base-five system) representation. Hence, the RNS residue value $RV_{2_{base5}}$ is a sequence of pentiary digits. Each pentiary
 20 digit has a value of zero (0), one (1), two (2), three (3), or four (4). The RNS residue value RV_3 can be expressed in a septiary number system (i.e., a base-seven system) representation. Therefore, the RNS residue value $RV_{3_{base7}}$ is a sequence of septiary digits. Each septiary digit has a value of zero (0), one (1), two (2), three (3), four (4), five (5), or six (6). Still, the invention is not limited in this regard.

Referring again to FIG. 1, either a partial or complete arbitrary
 25 permutation ordering of numbers is created using select combinations of all or a portion of the RNS residue values $RV_{0_{base2}}, \dots, RV_{J_{baseM_J}}$. In this regard, it should be appreciated that each RNS residue value $RV_{0_{base2}}, \dots, RV_{J_{baseM_J}}$ is comprised of one or more digits. For example, the RNS residue value $RV_{0_{base2}}$ can be comprised of
 30 binary digits $b_1 b_2 \dots b_{K_2}$. The RNS residue value $RV_{1_{base3}}$ can be comprised of

tertiary digits $t_1 t_2 \dots t_{K3}$. The RNS residue value $RV2_{base5}$ can be comprised of a
 pentiary digit $pt_1 pt_2 \dots pt_{K5}$. The RNS residue value $RV3_{base7}$ can be comprised of a
 septiary digit $s_1 s_2 \dots s_{K7}$. In such a scenario, an arbitrary permutation ordering of
 output sequence numbers can be determined and applied to a cyclic structure such as
 5 that shown in FIG 2A.

Referring now to FIGS. 2A-2B, the cyclic structure 200 is comprised
 of a plurality of elements A, B, ..., H. The number of elements A, B, ..., H is defined
 by the decimal number n of $n!$. As noted above, $n!$ is the number of total possible
 values that the random number sequence RN_0, \dots, RN_N can equal. In order for the
 10 method disclosed herein to specify a particular one of the elements A, B, ..., H, it is
 useful to assign each element a corresponding starting position value. According to
 an embodiment of the invention shown in FIGS. 2A-2B, the element A has a starting
 position zero (0). The element B has a starting position one (1). The element C has a
 starting position two (2), and so on. Still, the invention is not limited in this regard.
 15 For example, the element A can alternatively have a starting position one (1). The
 element B can alternatively have a starting position two (2). The element C can
 alternatively have a starting position three (3), and so on. Similarly, in order for the
 method disclosed herein to specify a particular output sequence, it is useful to assign
 each element a corresponding output sequence number. According to the
 20 embodiment of the invention shown in FIGS. 2A-2B, the element A has a
 corresponding output sequence number of one (1). The element B has a
 corresponding output sequence number of two (2). The element C has a
 corresponding output sequence number of three (3), and so on. Still, the invention is
 not limited in this regard.

Referring again to FIG. 1 and FIGS. 2A-2C, a cyclic structure 200
 sequence of elements is determined using all or a portion of the RNS residue values
 RV_0, \dots, RV_J . For example, if there are eight (8) possible elements A, B, ..., H in
 the cyclic structure 200, then a first number of the output sequence can be determined
 uniquely using any set of three residue value RV_0_{base2} digits (e.g., $b_1 b_2 b_3$). As
 30 should be understood, the digit set $b_1 b_2 b_3$ can have an associated decimal value of

zero (0), one (1), two (2), three (3), four (4), five (5), six (6) or seven (7). For example, if the binary digits $b_1 b_2 b_3$ have the binary value of 0 0 0, then the binary value would convert to a decimal value of zero (0). In contrast, if the binary digits $b_1 b_2 b_3$ have the binary value of 1 1 1, then the binary value would convert to a decimal value of seven (7). If this digit set $b_1 b_2 b_3$ has an associated decimal value of three (3), then the starting element in the cyclic structure 200 sequence is an element having starting position three (3) within the elements A-H, i.e., element D as shown in FIG. 2C. Accordingly, a first number of the output sequence has a decimal value of four (4), i.e., the value of the output sequence number associated with the element D as shown in FIG. 2B.

Consequently, there are now seven (7) elements A, B, C, E, F, G, H to select as a second element in the cyclic structure 200 sequence. As such, a second number of the output sequence can be determined uniquely using a septiary digit of the residue value $RV3_{base7}$ (e.g., s_1). As should be understood, the septiary digit s_1 can have an associated decimal value of zero (0), one (1), two (2), three (3), four (4), five (5) or six (6). If the septiary digit s_1 has an associated decimal value of four (4), then the second element in the cyclic structure 200 sequence is the element in position four (4) within the elements A-C and E-H, i.e., element F as shown in FIG. 2C. The second number of the output sequence has a decimal value of six (6), i.e., the value of the output sequence number associated with the element F as shown in FIG. 2B.

There are now six (6) elements A, B, C, E, G, H to select as a third element in the cyclic structure 200 sequence. As such, a third number of the output sequence can be determined uniquely using a binary digit of the residue value $RV0_{base2}$ (e.g., b_4) and a tertiary digit t_1 of the RNS residue value $RV1_{base3}$ (e.g., t_1). As should be understood, the fourth binary digit b_4 can have a value of zero (0) or one (1). The first tertiary digit t_1 can have a value of zero (0), one (1) or two (2). These two mixed-radix digits may be combined via the Chinese Remainder Theorem (CRT) to obtain a single effective base-six digit value. Mixed-radix recombination via the CRT or similar methods is well understood by persons skilled in the art. Therefore, the CRT and similar methods will not be described in detail herein. If the fourth

binary digit b_4 has a value of one (1) and the first tertiary digit t_1 has a value of zero (0), then the third element in the cyclic structure 200 sequence is the element in position three (3) within the elements A-C, E, and G-H, i.e., element E as shown in FIG. 2C. Notably, the position value of three (3) is obtained using the CRT. The
 5 third number in the output sequence has a decimal value of five (5), i.e., the value of the output sequence number associated with the element E as shown in FIG. 2B.

There are now five (5) elements A, B, C, G, H to select as a fourth element in the cyclic structure 200 sequence. As such, a fourth number of the output sequence can be determined uniquely using a pentiary digit of the RNS residue value
 10 $RV2_{base5}$ (e.g. pt_1). As should be understood, the pentiary digit pt_1 can have a decimal value of zero (0), one (1), two (2), three (3), or four (4). If the pentiary digit pt_1 has a decimal value of one (1), then the fourth element in the cyclic structure 200 sequence is the element in position one (1) within the elements A-C and G-H, i.e., element B as shown in FIG. 2C. The fourth number in the output sequence has a decimal value of
 15 two (2), i.e., the value of the output sequence number associated with the element B as shown in FIG. 2B.

There are now four (4) elements A, C, G, H to select as a fifth element in the cyclic structure 200 sequence. As such, a fifth number of the output sequence can be determined uniquely using a set of two RNS residue value $RV0_{base2}$ digits
 20 (e.g., $b_5 b_6$). As should be understood, the binary digit set $b_5 b_6$ can have an associated decimal value of zero (0), one (1), two (2) or three (3). For example, if the binary digit set $b_5 b_6$ have a binary value of 0 0, then the binary value would convert to a decimal value of zero (0). In contrast, if the binary digit set $b_5 b_6$ have a binary value of 1 1, then the binary value would convert to a decimal value of three (3). If
 25 the binary digit set $b_5 b_6$ has a decimal value of three (3), then the fifth element in the cyclic structure 200 sequence is the element in position three (3) within the elements A, C, G, and H, i.e., element H as shown in FIG. 2C. The fifth number in the output sequence has a decimal value of eight (8), i.e., the value of the output sequence number associated with the element H as shown in FIG. 2B.

There are now three (3) elements A, C, G to select as a sixth element in the cyclic structure 200 sequence. As such, a sixth number of the output sequence can be determined uniquely using a tertiary digit of the RNS residue value $RV1_{\text{base}3}$ (e.g., t_2). As should be understood, the second tertiary digit t_2 can have a value of zero (0), one (1), or two (2). If the second tertiary digit t_2 has a decimal value of zero (0), then the sixth element in the cyclic structure 200 sequence is the element in position zero (0) within the elements A, C, and G, i.e., element A as shown in FIG. 2C. The sixth number in the output sequence has a decimal value of one (1), i.e., the value of the output sequence number associated with the element A as shown in FIG. 2B.

There are now two (2) elements C, G to select as a seventh element in the cyclic structure 200 sequence. As such, a seventh number of the output sequence can be determined uniquely using the last binary digit of the RNS residue value $RV0_{\text{base}2}$ (e.g., b_7). As should be understood, the seventh binary digit b_7 can have a value of zero (0) or one (1). If the seventh binary digit b_7 has a value of one (1), then the seventh element in the cyclic structure 200 sequence is the element in position one (1) within the elements C and G, i.e., element G as shown in FIG. 2C. The seventh number in the output sequence has a decimal value of seven (7), i.e., the value of the output sequence number associated with the element G as shown in FIG. 2B. Consequently, there is only one element C to select as an eighth element in the cyclic structure 200 sequence. As such, the eighth number of the output sequence has a decimal value of three (3), i.e., the value of the output sequence number associated with the element C as shown in FIG. 2B.

The above described process can be iteratively performed for each of a plurality of random numbers RN_0, \dots, RN_N . In this regard, it should be appreciated that there are $n!$ possible output sequences of numbers one (1) through n . As noted above, $n!$ is the number of total possible values that the random numbers RN_0, \dots, RN_N can equal. Consequently, the ordering of numbers in a plurality of output sequences will not repeat until the $n \cdot n! + 1$ output.

The following Examples are provided in order to further illustrate the present invention. The scope of the invention, however, is not to be considered limited in any way thereby.

EXAMPLE 1

5 A random number RN_0 can have a decimal value of zero to forty thousand three hundred nineteen (40,319). As such, the total possible values that the random number RN_0 can equal is forty thousand three hundred twenty (40,320). Using the Fundamental Theorem of Arithmetic, the number forty thousand three hundred twenty (40,320) can be written as $8! = 8 \cdot 7 \cdot \dots \cdot 1 = 2^7 \cdot 3^2 \cdot 5^1 \cdot 7^1$. In
 10 effect, a cyclic structure employed in such a scenario includes n elements, i.e. eight (8) elements.

Each RNS arithmetic operation employed for expressing the random number RN_0 as a RNS residue value RV_0, \dots, RV_3 uses the relatively prime numbers $2^7, 3^2, 5^1, 7^1$ as the set of moduli $m_0^{km_0}, m_1^{km_1}, m_2^{km_2}, m_3^{km_3}$. Accordingly, the RNS
 15 residue values RV_0, \dots, RV_3 can be defined by mathematical Equations (2-5).

$$RV_0 = RN_0 \text{ modulo } 2^7 \quad (2)$$

$$RV_1 = RN_0 \text{ modulo } 3^2 \quad (3)$$

$$RV_2 = RN_0 \text{ modulo } 5^1 \quad (4)$$

$$RV_3 = RN_0 \text{ modulo } 7^1 \quad (5)$$

20 The RNS residue value RV_0, \dots, RV_3 can be computed by substituting the value of the random number RN_0 into the mathematical Equations (2-5). If the random number RN_0 equals ten thousand three hundred eleven (10,311), then the RNS residue value RV_0 equals seventy-one (71). The RNS residue value RV_1 equals six (6). The RNS residue value RV_2 equals one (1). The RNS residue value RV_3
 25 equals zero (0). Accordingly, the RNS residue values RV_0, \dots, RV_3 can be defined by mathematical Equations (6-9).

$$RV0 = RN_0 \text{ modulo } 2^7 = 71 \quad (6)$$

$$RV1 = RN_0 \text{ modulo } 3^2 = 6 \quad (7)$$

$$RV2 = RN_0 \text{ modulo } 5^1 = 1 \quad (8)$$

$$RV3 = RN_0 \text{ modulo } 7^1 = 0 \quad (9)$$

5 Each RNS residue value $RV0, \dots, RV3$ is expressed in a different base number system. Specifically, the RNS residue value $RV0$ is expressed in a base two system. As such, the RNS residue value $RV0_{\text{base}2}$ is a sequence of binary digits having values 1 0 0 0 1 1 1. The RNS residue value $RV1$ is expressed in a base three system. As such, the RNS residue value $RV1_{\text{base}3}$ is a sequence of tertiary digits
 10 having values 2 0. The RNS residue value $RV2$ is expressed in a base five system. As such, the RNS residue value $RV2_{\text{base}5}$ is a pentiary digit having a value 1. The RNS residue value $RV3$ is expressed in a base seven system. As such, the RNS residue value $RV3_{\text{base}7}$ is a septiary digit having a value 0. Accordingly, the RNS residue values $RV0_{\text{base}2}, \dots, RV3_{\text{base}7}$ can be defined by mathematical Equations (10-
 15 13).

$$RV0_{\text{base}2} = RN_0 \text{ modulo } 2^7 = 71 = 1\ 0\ 0\ 0\ 1\ 1\ 1 \quad (10)$$

$$RV1_{\text{base}3} = RN_0 \text{ modulo } 3^2 = 6 = 2\ 0 \quad (11)$$

$$RV2_{\text{base}5} = RN_0 \text{ modulo } 5^1 = 1 = 1 \quad (12)$$

$$RV3_{\text{base}7} = RN_0 \text{ modulo } 7^1 = 0 = 0 \quad (13)$$

20 The first number of an output sequence is determined using the last three binary digits 111 of the RNS residue value $RV0_{\text{base}2}$. The second number of the output sequence is determined using the septiary digit 0 of the RNS residue value $RV3_{\text{base}7}$. The third number of the output sequence is determined using a fourth binary digit 0 of the RNS residue value $RV0_{\text{base}2}$ and a second tertiary digit 0 of the
 25 RNS residue value $RV1_{\text{base}3}$. The fourth number of the output sequence is determined

using the pentiary digit 1 of the RNS residue value $RV2_{base5}$. The fifth number of the output sequence is determined using a second and third binary digit 0 0 of the RNS residue value $RV0_{base2}$. The sixth number of the output sequence is determined using a first tertiary digit 2 of the RNS residue value $RV1_{base3}$. The seventh number of the output sequence is determined using a first binary digit 1 of the RNS residue value $RV3_{base7}$. Consequently, the output sequence is 8 1 2 4 3 7 6 5.

EXAMPLE 2

A random number sequence of a size fifty-two factorial ($52!$) is chosen via any combination of number generation processes. The random number sequence of a size fifty-two factorial ($52!$) is approximately equal to eight times ten to the power of sixty-seven ($8 \cdot 10^{67}$). Using the Fundamental Theorem of Arithmetic, the number eight times ten to the power of sixty-seven ($8 \cdot 10^{67}$) can be written as $52! = 52 \cdot 51 \cdot \dots \cdot 1 = 2^{49} \cdot 3^{23} \cdot 5^{12} \cdot 7^8 \cdot 11^4 \cdot 13^4 \cdot 17^3 \cdot 19^3 \cdot 23^2 \cdot 29^1 \cdot 31^1 \cdot 37^1 \cdot 41^1 \cdot 43^1 \cdot 47^1$. Alternately and more efficiently, a collection of fifteen (15) independent random number generators on each of the number bases can be used equivalently to produce an effective random number of size fifty-two factorial ($52!$). Following the same logic described above (in relation to FIGS. 1-2 and Example 1), a first number of an output sequence is determined using two (2) base-two digits and one (1) base-thirteen digit. A second number of an output sequence is determined using one (1) base-three digit and one (1) base-seventeen digit. A third number of an output sequence is determined using one (1) base-two digit and two (2) base-five digits, and so on. As should be understood, these mathematical operations may be implemented in hardware such that the same are performed in parallel. This parallel processing configuration results in a relatively quick and efficient computation.

EXAMPLE 3

A random number generator based on these combinatorial techniques can be constructed using an arbitrary mapping of $n=233$ elements as in cyclic ring 200, whose output is combined with some number of other cyclic ring generators.

This combination may be performed using a method such as the Chinese Remainder Theorem. If the characteristics of the additional cyclic ring generators are odd primes exceeding two hundred thirty three (233), such as two hundred thirty nine (239), two hundred forty one (241), and two hundred fifty one (251), the effective repeat
 5 duration increases multiplicatively. Based on the four numbers in this example, the output sequence would only repeat after more than ten to the power of four hundred fifty nine (10^{459}) outputs. Moreover, the incorporation of these additional cyclic ring generators helps mask the deterministic properties of the permutation mapping.

Referring now to FIG. 3, there is provided a flow diagram of a method
 10 300 for creating an arbitrary permutation ordering of numbers. The method 300 begins at step 302 and continues with step 304. In step 304, a total number of elements n for a cyclic structure 200 is selected. This step 304 also involves selecting a starting position for each element of the cyclic structure 200. For example, the
 15 element A has a position zero (0). The element B has a position of one (1). The element C has a position of two (2), and so on. This step 306 further includes selecting an output sequence number for each element. For example, an output sequence number associated with an element A has a value of one (1). An output sequence number associated with an element B has a value of two (2), and so on. Thereafter, step 306 is performed. Step 306 involves selecting the number of total
 20 possible values $n!$ that a random number RN can equal.

As shown in FIG. 3, the method 300 continues with step 308. In step 308, a decimal number defined by the number of total possible values $n!$ is written as a product of relatively prime numbers. In step 310, these relatively prime numbers are used as moduli m_0^{km0} , m_1^{km1} , ..., m_j^{kmj} for calculating RNS residue values RV0 ,
 25 ..., RVJ. Subsequently, step 312 is performed where a random number RN is generated. Thereafter, RNS arithmetic operations are performed to convert the random number RN to a set of RNS residue values RV0 , ..., RVJ.

In step 316, arithmetic operations are performed to convert the RNS residue values RV0 , ..., RVJ from the residue number system to a base number
 30 system. The base number system includes, but is not limited to, a base-two system, a

base-three system, a base-five system, a base-seven system, a base-eleven system, a base-thirteen system, a base-seventeen system, a base-nineteen system, a base twenty-three system, a base twenty-nine system, and a base thirty-one system. In this regard, it should be understood that each RNS residue values RV_0, \dots, RV_J can be converted
 5 to a different base number system.

Thereafter, step 318 is performed where select combinations of all or a portion of the RNS residue value RV_0, \dots, RV_J are used to create a unique permutation ordering of the output sequence numbers. In this regard, it should be appreciated that the permutation ordering can be determined and applied to a cyclic
 10 structure such as that shown in FIG. 2A. In this regard, it should be understood that each output sequence number is associated with a certain element of the cyclic structure 200. Each combination of all or a portion of the RNS residue value RV_0, \dots, RV_J is used to determine which element of the cyclic structure 200 has a position equal to a decimal value of said combination. Once the element is identified, the
 15 output sequence number associated with the element is added to an output sequence. After step 318, step 320 is performed. In step 320, the permutation ordering is applied to the cyclic structure 200, an n-length bit sequence, a data stream modifying application, or other application. In this regard, it should be understood that the generated member of the random sequence of numbers is output for subsequent use.
 20 For example, a digital data stream is modified using the output sequence numbers. Thereafter, step 322 is performed where the method 300 returns to step 312.

As should be appreciated, an output sequence has a permutation order that changes per cycle of steps 312-320. In other words, the permutation order of the output sequence numbers is unique for each random number zero (0), one (1), \dots , and
 25 $n!-1$. As such, the permutation order of each output sequence is seemingly random. Also, the permutation order of the output sequence numbers does not begin to repeat for $n \cdot n!$ outputs. As should also be appreciated, the method 300 can be used in a variety of communications system applications. For example, such a method can be advantageously implemented in a ring generator of a system based on the availability

of random sequences. In such a scenario, the ring generator can produce an output sequence of numbers having an arbitrarily large chosen duration.

Referring now to FIG. 4, there is illustrated one embodiment of a ring generator 400 which could be used to implement the inventive arrangements. The ring generator 400 is comprised of a random number generating (RNG) module 402, computing modules 404, 406, 408, and a permutation module 410. The RNG module 402 is comprised of hardware and software configured for computing a sequence of random numbers RN_0, \dots, RN_N using some defined arithmetic process. Such arithmetic processes are well known to persons skilled in the art. Therefore, the defined arithmetic process will not be described in detail herein. However, it should be understood that the sequence of random numbers RN_0, \dots, RN_N can be any chosen sequence of pseudo-random numbers or pseudo-chaotic numbers.

Referring again to FIG. 4, the RNG module 402 can also be comprised of hardware and software configured for converting the random number sequence RN_0, \dots, RN_N from a decimal number system to a binary number system. In this regard, it should be understood that a random numbers RN_0, \dots, RN_N expressed in a binary number system representation includes a sequence of digits having a zero (0) value or a one (1) value. As such, the binary number system representation has a certain digit length BL (e.g., eight digits). The RNG module 402 is further comprised of hardware and software configured for communicating the random numbers RN_0, \dots, RN_N to the computing modules 404, 406, 408.

Each computing module 404, 406, 408 is comprised of hardware and software configured for performing an RNS arithmetic operation to convert a random number in the sequence RN_0, \dots, RN_N to a set of RNS residue values RV_0, \dots, RV_J . In this regard, it should be understood that each RNS arithmetic operation employed for expressing a random number in the sequence RN_0, \dots, RN_N as a set of RNS residue values RV_0, \dots, RV_J uses a different relatively prime number as a moduli $m_0^{km_0}, m_1^{km_1}, \dots, m_J^{km_J}$. Each relatively prime number is defined by a decimal number equal to a number of total possible values $n!$ that each random number RN_0, \dots, RN_N can equal. The decimal number is expressed as a product of relatively prime

numbers. These relatively prime numbers are used as the moduli m_0^{km0} , m_1^{km1} , ..., m_j^{kmj} .

Referring again to FIG. 4, each computing module 404, 406, 408 is also comprised of hardware and software configured for converting each RNS residue value RV_0, \dots, RV_j from a residue number system to a base number system. In this regard, it should be understood that each computing module 404, 406, 408 is configured to convert a respective RNS residue value RV_0, \dots, RV_j from a residue number system to a particular base number system. For example, the computing module 404 is configured to convert the RNS residue value RV_0 to a base two system. The computing module 406 is configured to the RNS residue value RV_1 to a base three system. The computing module 408 is configured to the RNS residue value RV_j to a base seven system. Still, the invention is not limited in this regard.

Each computing module 404, 406, 408 is further comprised of hardware and software configured for communicating a respective residue value RV_0, \dots, RV_j to the permutation module 410. The permutation module 410 is comprised of hardware and software configured for using select combinations of all or portion of the RNS residue values RV_0, \dots, RV_j to create an arbitrary permutation ordering of the output sequence numbers. The permutation module 410 is also comprised of hardware and software configured for generating an output comprised of a unique permutation ordering of the output sequence numbers. In this regard, it should be appreciated that the permutation ordering is determined and applied to a cyclic structure such as that shown in FIG. 2A. In this regard, it should be appreciated that each output sequence number is associated with a certain element of the cyclic structure 200. Each combination of all or a portion of the RNS residue value RV_0, \dots, RV_j is used to determine which element of the cyclic structure has a position equal to a decimal value of said combination. Once the element is identified, the output sequence number associated with the element is added to the output sequence. The permutation module 410 is further comprised of hardware and software configured for communicating an output sequence to an external device (not shown). The external device can be configured for modifying a digital data stream using

output sequence numbers contained in an output sequence. According to an aspect of the invention, the permutation module 410 is configured to use the Chinese Remainder Theorem to combine with one or more additional cyclic ring generators. Still, the invention is not limited in this regard.

5 A person skilled in the art will appreciate that the ring generator 400 is one architecture of a RNS-based permutation mapping. However, the invention is not limited in this regard and any other ring generator architecture can be used without limitation.

10 In light of the foregoing description of the invention, it should be recognized that the present invention can be realized in hardware, software, or a combination of hardware and software. A method of generating an arbitrary permutation ordering of digits according to the present invention can be realized in a centralized fashion in one processing system, or in a distributed fashion where different elements are spread across several interconnected processing systems. Any
15 kind of computer system, or other apparatus adapted for carrying out the methods described herein, is suited. A typical combination of hardware and software could be a general purpose computer processor, with a computer program that, when being loaded and executed, controls the computer processor such that it carries out the methods described herein. Of course, an application specific integrated circuit
20 (ASIC), and/or an FPGA could also be used to achieve a similar result.

 The present invention can also be embedded in a computer program product, which comprises all the features enabling the implementation of the methods described herein, and which, when loaded in a computer system, is able to carry out these methods. Computer program or application in the present context means any
25 expression, in any language, code or notation, of a set of instructions intended to cause a system having an information processing capability to perform a particular function either directly or after either or both of the following a) conversion to another language, code or notation; b) reproduction in a different material form. Additionally, the description above is intended by way of example only and is not intended to limit
30 the present invention in any way, except as set forth in the following claims.

CLAIMS

1. A method for extending a sequence repetition period of a random number generator in a system based on the availability of a random sequence,
5 comprising:
 performing a plurality of residue number system (RNS) arithmetic operations to express a random number in a random number sequence as a plurality of RNS residue values;
 converting each of said plurality of RNS residue values to a relatively
10 prime number system so that each of said plurality of RNS residue values includes at least one digit; and
 generating an arbitrary permutation ordering of a plurality of output sequence numbers using a select combination of digits associated with each of said plurality of RNS residue values, wherein said arbitrary permutation ordering is
15 determined using a cyclic structure.
2. The method according to claim 1, further comprising selecting said cyclic structure to have n elements and selecting said random number to have a value which can range between zero and $n!-1$.
20
3. The method according to claim 2, further comprising associating each of said plurality of output sequence numbers with a respective element of said n elements.
- 25 4. The method according to claim 1, further comprising calculating said plurality of RNS residue values using relatively prime numbers as moduli, wherein said moduli are determined by determining a decimal number defined by $n!$ as a product of relatively prime numbers.

5. The method according to claim 1, wherein said converting step further comprises converting each of said plurality of RNS residue values to a different relatively prime number system.

5 6. The method according to claim 1, further comprising choosing said select combination of digits so that a range of values which can be determined by said digits is equal to a number of available unselected elements in said cyclic structure.

10 7. The method according to claim 1, further comprising using a value of said select combination of digits to select an available unselected element in said cyclic structure.

15 8. The method according to claim 1, wherein said generating step further comprises using a Chinese Remainder Theorem to combine at least two digits associated with at least two RNS residue values to obtain a digit having a different number base than said at least two digits.

20 9. The method according to claim 8, further comprising using said digit having a different number base to select an available unselected element in said cyclic structure.

10. A ring generator, comprising:
a computing means configured for performing a plurality of RNS arithmetic operations to express a random number in a random number sequence as a plurality of RNS residue values;
25 a converting means configured for converting each of said plurality of RNS residue values to a relatively prime number system so that each of said plurality of RNS residue values includes at least one digit; and

a permutation means configured for generating an arbitrary permutation ordering of a plurality of output sequence numbers using a select combination of digits associated with each of said plurality of RNS residue values, wherein said arbitrary permutation ordering is determined using a cyclic structure.

5

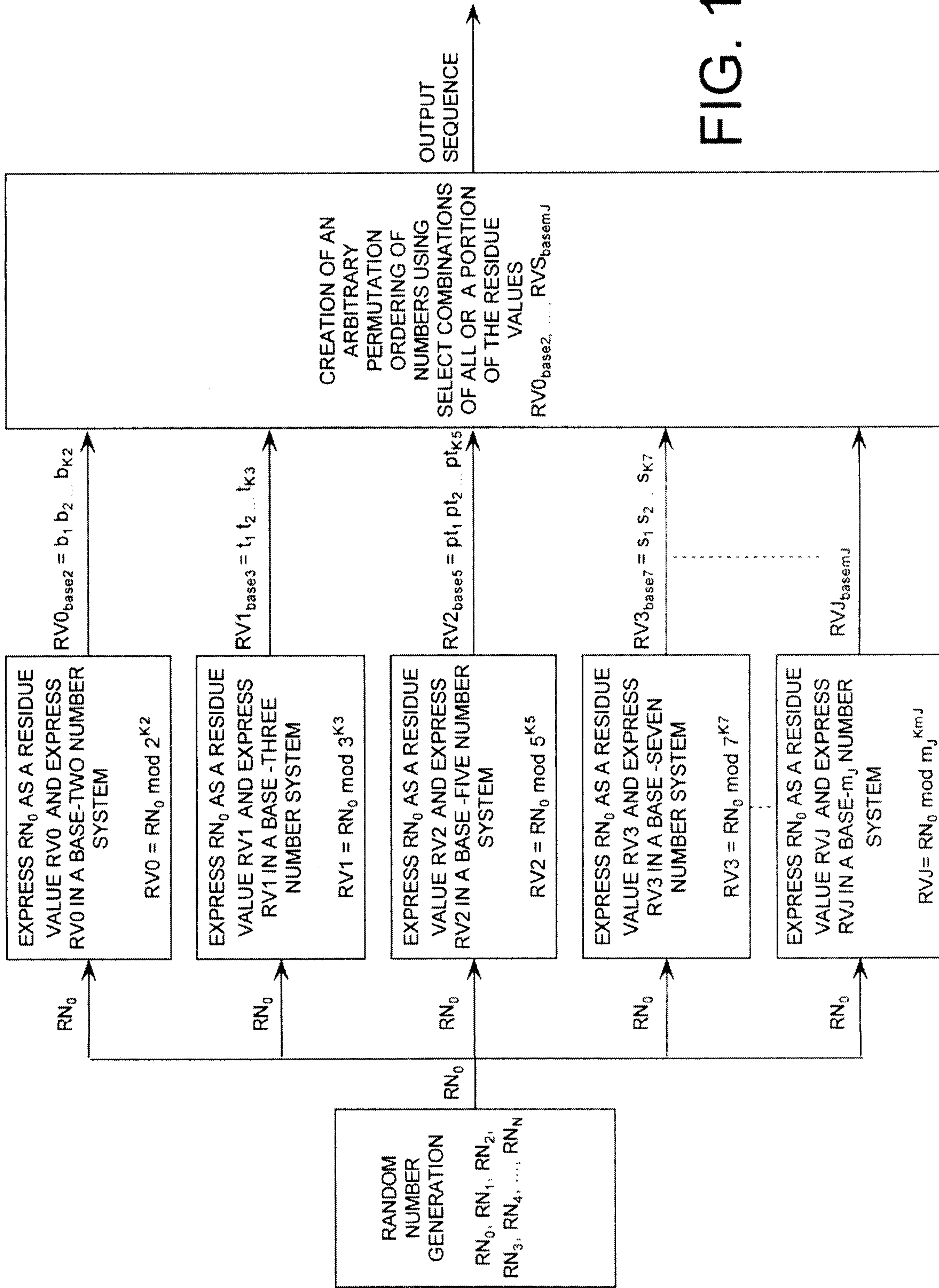


FIG. 1

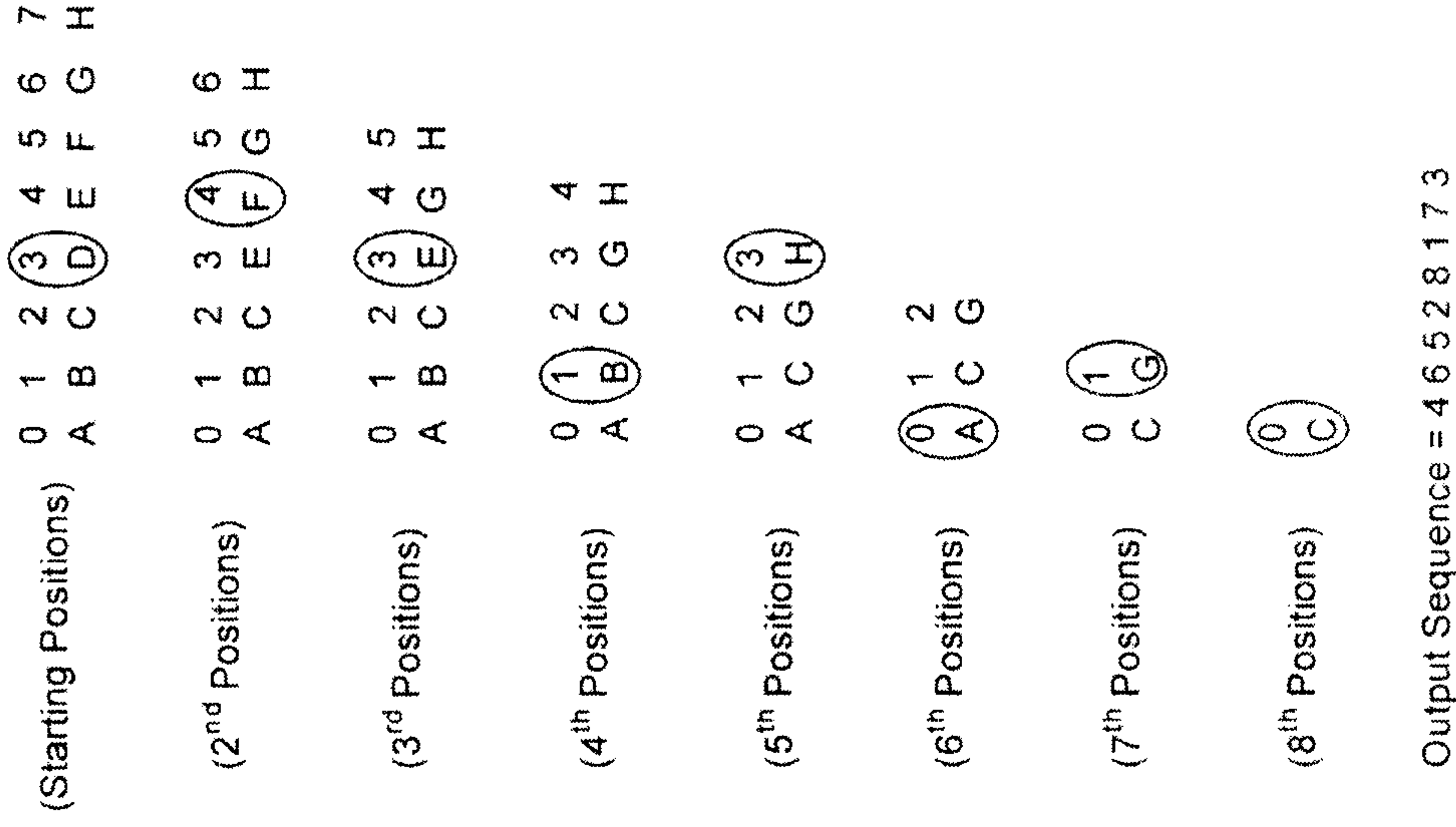


FIG. 2C

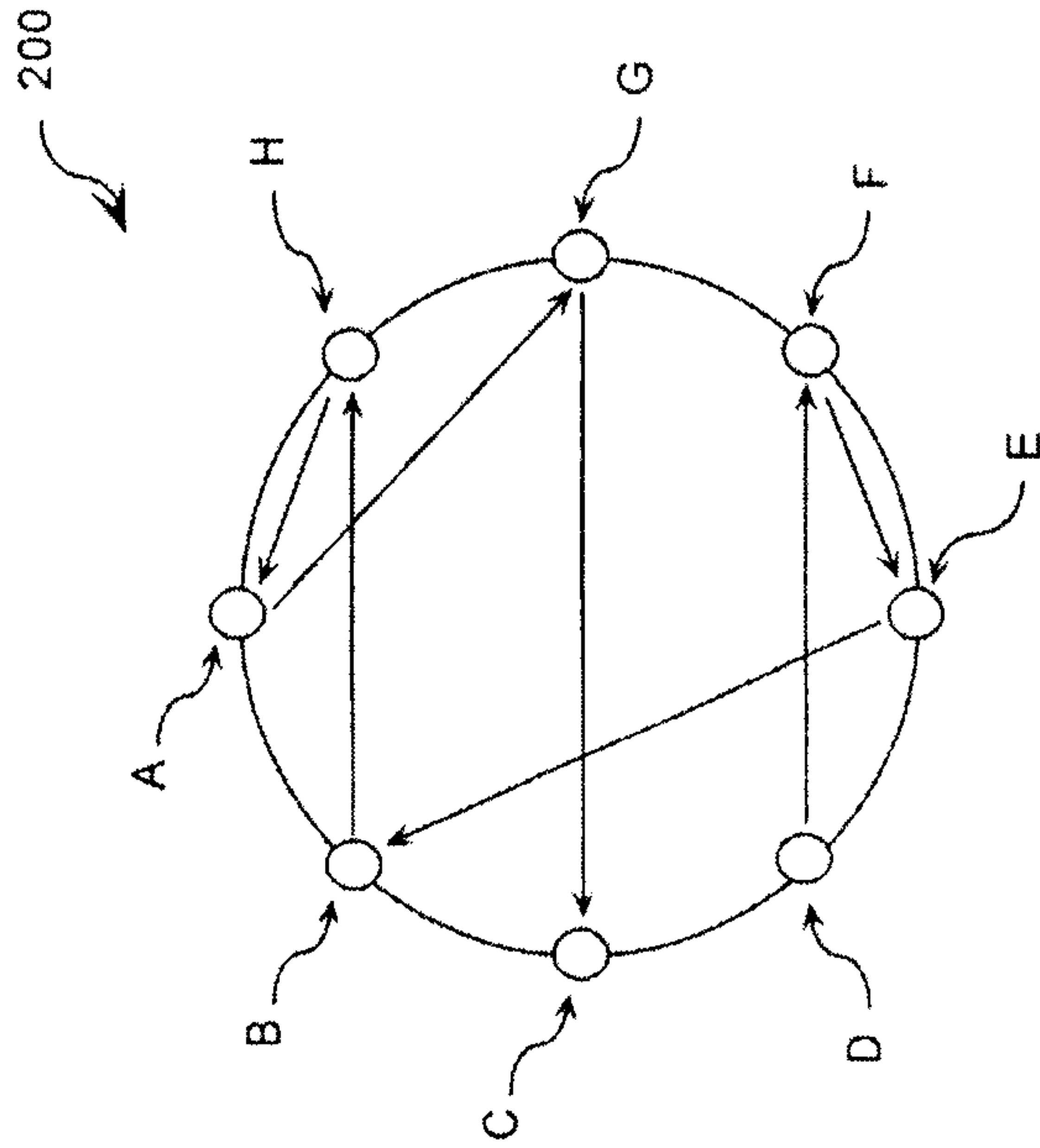
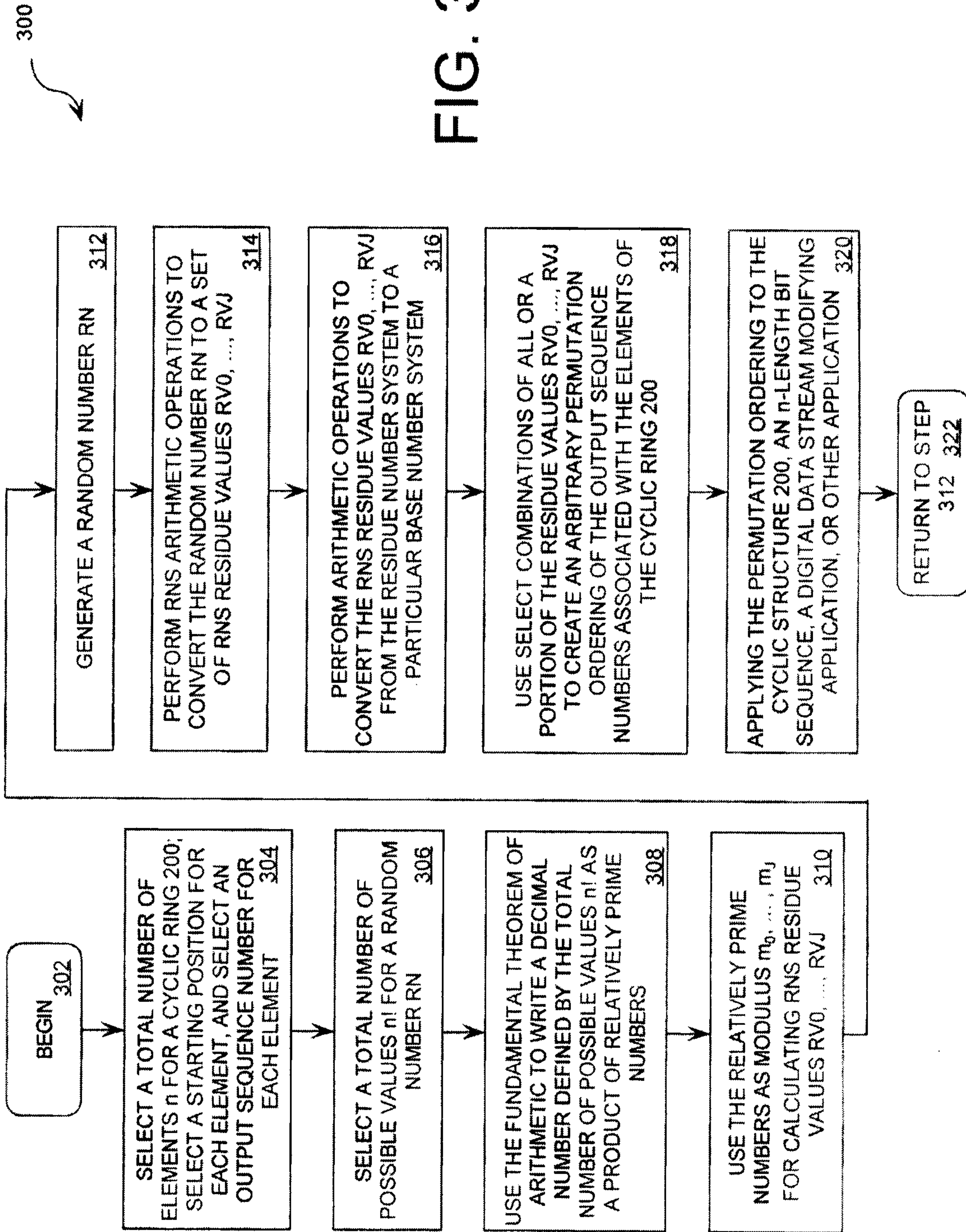


FIG. 2A

Starting Position	Output Sequence Number
Element A sp = 0	osn = 1
Element B sp = 1	osn = 2
Element C sp = 2	osn = 3
Element D sp = 3	osn = 4
Element E sp = 4	osn = 5
Element F sp = 5	osn = 6
Element G sp = 6	osn = 7
Element H sp = 7	osn = 8

FIG. 2B

FIG. 3



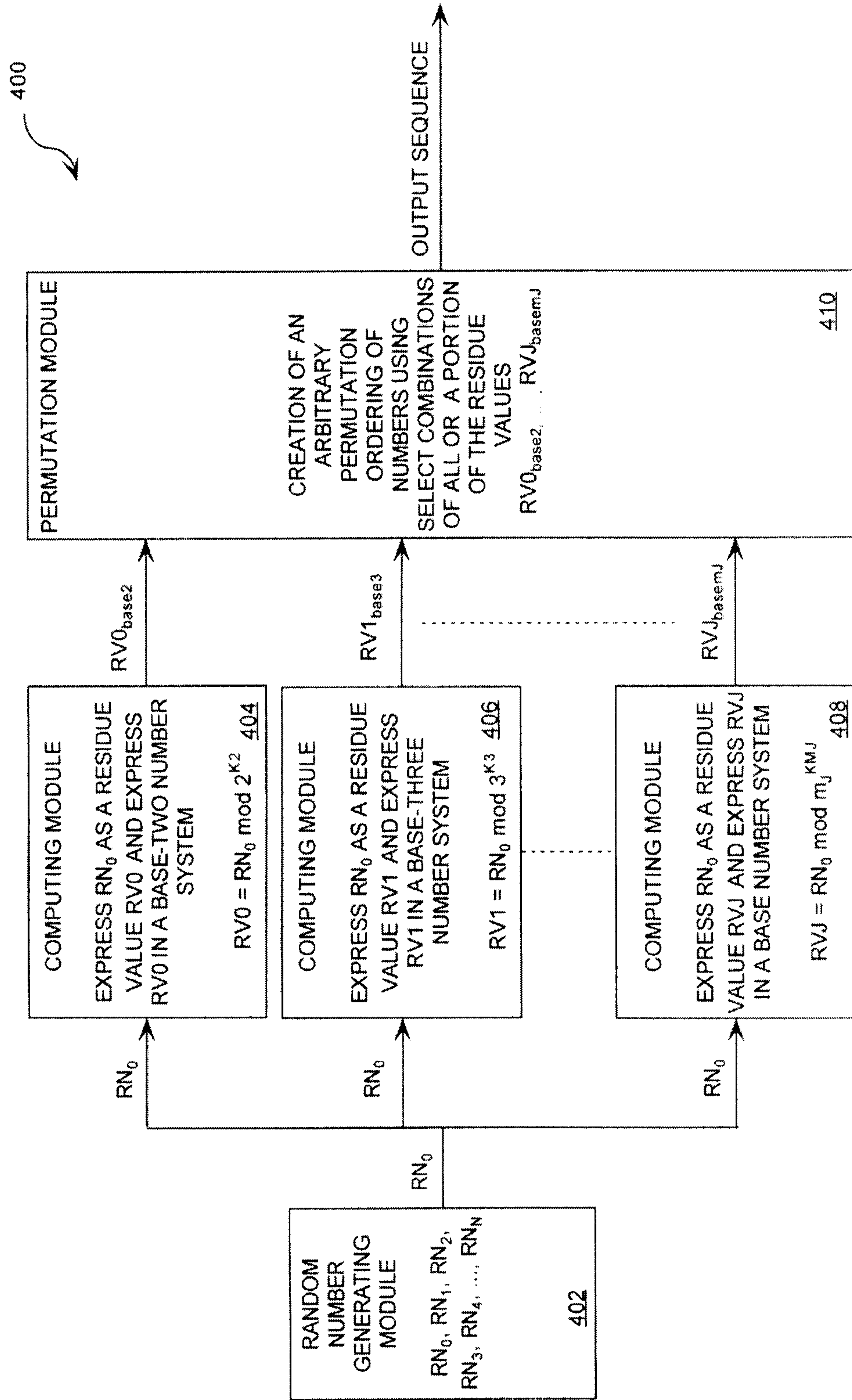


FIG. 4

RANDOM
NUMBER
GENERATION
 $RN_0, RN_1, RN_2,$
 RN_3, RN_4, \dots, RN_N

