



(86) Date de dépôt PCT/PCT Filing Date: 2013/06/10
 (87) Date publication PCT/PCT Publication Date: 2013/12/19
 (45) Date de délivrance/Issue Date: 2022/07/05
 (85) Entrée phase nationale/National Entry: 2014/12/02
 (86) N° demande PCT/PCT Application No.: IB 2013/054727
 (87) N° publication PCT/PCT Publication No.: 2013/186680
 (30) Priorités/Priorities: 2012/06/11 (NZ600560);
 2012/06/11 (NZ600561)

(51) Cl.Int./Int.Cl. *A61K 36/61* (2006.01),
A61K 31/353 (2006.01), *A61K 31/365* (2006.01),
A61P 29/00 (2006.01), *A61P 3/06* (2006.01),
A61P 3/10 (2006.01), *A61P 37/02* (2006.01),
A61P 9/12 (2006.01)
 (72) Inventeurs/Inventors:
 FOO, LAI YEAP, NZ;
 WATSON, RONALD ROSS, US
 (73) Propriétaires/Owners:
 SOUTHWEST SCIENTIFIC EDITING & CONSULTING,
 LLC, US;
 CALLAGHAN INNOVATION, NZ
 (74) Agent: HILL & SCHUMACHER

(54) Titre : EXTRAIT DE FRUIT DE FEIJOA
 (54) Title: FEIJOA FRUIT EXTRACT

(57) Abrégé/Abstract:

The invention relates to a feijoa fruit extract. In particular the invention relates to therapeutic uses of a feijoa fruit extract, processes for preparing the extract, and compositions comprising the extract. The feijoa fruit extract of the invention can be used in the treatment and prevention of rheumatoid arthritis and Type-2 diabetes.

(12) INTERNATIONAL APPLICATION PUBLISHED UNDER THE PATENT COOPERATION TREATY (PCT)

(19) World Intellectual Property
Organization
International Bureau(10) International Publication Number
WO 2013/186680 A1(43) International Publication Date
19 December 2013 (19.12.2013)

(51) International Patent Classification:

<i>A61K 36/61</i> (2006.01)	<i>A61P 3/10</i> (2006.01)
<i>A61K 31/353</i> (2006.01)	<i>A61P 9/12</i> (2006.01)
<i>A61K 31/365</i> (2006.01)	<i>A61P 29/00</i> (2006.01)
<i>A61P 3/06</i> (2006.01)	<i>A61P 37/02</i> (2006.01)

(21) International Application Number:

PCT/IB2013/054727

(22) International Filing Date:

10 June 2013 (10.06.2013)

(25) Filing Language:

English

(26) Publication Language:

English

(30) Priority Data:

600560	11 June 2012 (11.06.2012)	NZ
600561	11 June 2012 (11.06.2012)	NZ

(71) Applicants: **CALLAGHAN INNOVATION RESEARCH LIMITED** [NZ/NZ]; Gracefield Research Centre, 69 Gracefield Road, Lower Hutt, 5010 (NZ). **SOUTHWEST SCIENTIFIC EDITING & CONSULTING, L.L.C.** [US/US]; 4703 North Cityview Drive, Tuscan, Arizona, 85749 (US).

(72) Inventors: **FOO, Lai Yeap**; 55 Penrose Street, Woburn, Lower Hutt, 5010 (NZ). **WATSON, Ronald Ross**; 4703 North Cityview Drive, Tucson, Arizona 85749 (US).

(74) Agents: **SHAW, Joanne, P** et al.; A J Park, 6th Floor Huddart Parker Building, Post Office Square, P O Box 949, Wellington, 6015 (NZ).

(81) Designated States (*unless otherwise indicated, for every kind of national protection available*): AE, AG, AL, AM, AO, AT, AU, AZ, BA, BB, BG, BH, BN, BR, BW, BY, BZ, CA, CH, CL, CN, CO, CR, CU, CZ, DE, DK, DM, DO, DZ, EC, EE, EG, ES, FI, GB, GD, GE, GH, GM, GT, HN, HR, HU, ID, IL, IN, IS, JP, KE, KG, KN, KP, KR, KZ, LA, LC, LK, LR, LS, LT, LU, LY, MA, MD, ME, MG, MK, MN, MW, MX, MY, MZ, NA, NG, NI, NO, NZ, OM, PA, PE, PG, PH, PL, PT, QA, RO, RS, RU, RW, SC, SD, SE, SG, SK, SL, SM, ST, SV, SY, TH, TJ, TM, TN, TR, TT, TZ, UA, UG, US, UZ, VC, VN, ZA, ZM, ZW.

(84) Designated States (*unless otherwise indicated, for every kind of regional protection available*): ARIPO (BW, GH, GM, KE, LR, LS, MW, MZ, NA, RW, SD, SL, SZ, TZ, UG, ZM, ZW), Eurasian (AM, AZ, BY, KG, KZ, RU, TJ, TM), European (AL, AT, BE, BG, CH, CY, CZ, DE, DK, EE, ES, FI, FR, GB, GR, HR, HU, IE, IS, IT, LT, LU, LV, MC, MK, MT, NL, NO, PL, PT, RO, RS, SE, SI, SK, SM, TR), OAPI (BF, BJ, CF, CG, CI, CM, GA, GN, GQ, GW, KM, ML, MR, NE, SN, TD, TG).

Published:

— with international search report (Art. 21(3))

(54) Title: FEIJOA FRUIT EXTRACT

(57) Abstract: The invention relates to a feijoa fruit extract. In particular the invention relates to therapeutic uses of a feijoa fruit extract, processes for preparing the extract, and compositions comprising the extract. The feijoa fruit extract of the invention can be used in the treatment and prevention of rheumatoid arthritis and Type-2 diabetes.



WO 2013/186680 A1

FEIJOA FRUIT EXTRACT

1. TECHNICAL FIELD

The invention relates to a feijoa fruit extract. In particular the invention relates to therapeutic uses of a feijoa fruit extract, a process for preparing the extract, and compositions comprising the extract.

2. BACKGROUND

Diabetes mellitus and obesity have become major global health concerns. Approximately 7% of the American population are affected by diabetes, and 600 million people were estimated to be obese in 2010. The number of people affected by these conditions is expected to increase substantially over the next 25 years.

Type-2 diabetes is the most common form of diabetes and accounts for 90% of all cases. Type-2 diabetes increases the risk of cardiovascular morbidity and mortality, due to the detrimental vascular effects of prolonged exposure to a hyperglycemic environment, as well as the higher prevalence of associated cardiovascular risk factors: atherosclerosis, hypertension, and clotting abnormalities.

Sufferers are often overweight and suffer from hypertension (high blood pressure) and hyperlipidaemia (elevated or abnormal blood lipid levels). These conditions have a major impact on the well-being and lifestyle of sufferers. Hyperglycemia sustained over a prolonged period of time can cause severe damage to the eyes, kidneys, nerves, and pose an increased risk of further complications such as heart attack, stroke, amputation of lower limbs and death. Risks of hyperlipidaemia from diabetes can include pancreatitis, plaque formation, hardening of the arteries and an increased risk of cardiovascular disease.

Obesity is a key contributor to Type-2 diabetes. At present, current obesity treatments, except for surgical removal of the tissue, have failed to result in a sustained reduction of obesity. Furthermore, drugs used for treating obesity may have serious side effects.

Treatment initially involves changes in lifestyle, diet, or the administration of oral medications. Patients are often treated non-specifically which results in undesirable side-effects such as diarrhoea and nausea. The search for new treatments remains ongoing. Natural products and

extracts occupy a special place in the market as such treatments are thought to be less toxic and more acceptable to the general population than pharmaceutical therapies.

5 Rheumatoid arthritis has also become a major global health concern. Approximately 1% of the American population are affected by rheumatoid arthritis. The number of people affected by this condition is expected to increase substantially over the next 25 years.

10 Rheumatoid arthritis is a systemic autoimmune disease characterised by the chronic inflammation and destruction of joints and surrounding tissue. It is associated with increased mortality. The exact origin of rheumatoid arthritis onset remains unknown. However, rheumatoid arthritis involves a systemic imbalance between pro- and anti-inflammatory cytokine activities, causing the induction of chronic inflammation and joint damage. Therefore, most therapeutic agents for RA have been designed to modulate cytokine levels; for example, tumour necrosis factor- α (TNF- α) and interleukin-1 (IL-1) receptor antagonists have shown promising activity in the prevention of joint destruction by RA. However, humoral immune suppressions by antagonists exhibit therapeutic effects only for a limited period. Treatment for rheumatoid arthritis is often long term, involving both medication and physical therapy.

20 Some research suggests a connection between rheumatoid arthritis and Type-2 diabetes. People with rheumatoid arthritis show an increased risk of insulin resistance and Type-2 diabetes (Wasko M.C.; Kay, J.; Hsia, H.C. and Rahman, M.U. *Arthritis Care Res (Hoboken)* 2011, 63(4):512-21).

25 The link may be due to the inflammation that occurs with rheumatoid arthritis, which may cause insulin resistance. Some drugs used to treat rheumatoid arthritis may also increase the risk of Type-2 diabetes. Steroids such as prednisone can induce Type-2 diabetes in those already at risk of it. The symptoms of rheumatoid arthritis may also contribute. Joint pain and general fatigue discourage physical exercise making it harder for subjects to maintain cardiovascular fitness and manage weight gain.

30

There is therefore a need for alternative therapies that can help prevent and manage these conditions. It is an object of the invention to provide a natural fruit extract that goes at least some way towards meeting this need, or at least provides the public with a useful choice.

3. SUMMARY OF INVENTION

The invention generally provides uses of feijoa fruit extract in medicinal applications associated with the treatment of Type-2 diabetes and related conditions, and the treatment of rheumatoid arthritis and related conditions. The feijoa extract of the invention can be used to treat both
5 conditions simultaneously, or can be used to alleviate symptoms in a subject with rheumatoid arthritis, while simultaneously reducing the risk that the subject will develop Type-2 diabetes.

In a first aspect, the invention provides a method of lowering serum lipids in a patient, comprising administering to the patient an effective amount of feijoa fruit extract. The patient
10 may be a human patient with Type-2 diabetes.

In a second aspect, the invention provides a method of lowering serum glucose in a patient, comprising administering to the patient an effective amount of feijoa fruit extract. The patient
15 may be a human patient with Type-2 diabetes.

In a third aspect, the invention provides a method of lowering blood pressure in a patient, comprising administering to the patient an effective amount of feijoa fruit extract. The patient
20 may be a human patient with Type-2 diabetes.

In a fourth aspect, the invention provides a method of preventing or treating a disease or disorder in a human patient with Type-2 diabetes where it is desirable to lower blood pressure, comprising administering to the human patient an effective amount of feijoa fruit extract. The
25 disease or disorder may be hypertension or any disease or disorder associated with elevated blood pressure.

In a fifth aspect, the invention provides a method of preventing or treating a disease or disorder in a human patient with Type-2 diabetes where it is desirable to lower blood lipids, for example cholesterol and triglycerides, comprising administering to the human patient an effective amount
30 of feijoa fruit extract. The disease or disorder may be hyperlipidaemia or any other disease or disorder associated with elevated blood lipids.

In a sixth aspect, the invention provides a method of preventing or treating a disease or disorder in the human patient with Type-2 diabetes where it is desirable to lower blood glucose, comprising administering to a human patient an effective amount of feijoa fruit extract. The

disease or disorder may be hyperglycemia or any other disease or disorder associated with elevated blood glucose levels. The invention further provides a method of reducing HbA1c level in the patient, comprising administering to a patient an effective amount of feijoa fruit extract. The patient may be a human patient with Type-2 diabetes.

5

In an seventh aspect, the invention provides a method of ameliorating the symptoms of diabetes associated with hyperglycemia, hyperlipidaemia and/or hypertension in a human patient with Type-2 diabetes, comprising administering to the human patient an effective amount of feijoa fruit extract.

10

In an eighth aspect, the invention provides a method of ameliorating the symptoms of metabolic syndrome associated with hyperglycemia, hyperlipidaemia and/or hypertension in a human patient, comprising administering to the human patient an effective amount of feijoa fruit extract. The patient may be a human patient with Type-2 diabetes.

15

In a ninth aspect the invention provides a method for preventing or reducing obesity in a patient. The patient may be a human patient.

20

In a tenth aspect the invention provides a method for preventing or treating a disease or disorder associated with obesity.

In an eleventh aspect the invention provides a method of reducing hepatic total cholesterol levels in a patient. The patient may be an obese human patient.

25

In a twelfth aspect, the invention provides a method of ameliorating the symptoms of hyperglycemia, hyperlipidaemia and/or hypertension associated with obesity in a human patient, comprising administering to the human patient an effective amount of feijoa fruit extract. The patient may be a human patient with Type-2 diabetes.

30

In the above aspects, in one embodiment the patient may be suffering from rheumatoid arthritis.

In a thirteenth aspect, the invention provides a method of regulating immune function in a patient, comprising administering to the patient an effective amount of feijoa fruit extract.

35

In a fourteenth aspect, the invention provides a method of treating a disease or disorder

associated with immunosenescence in a patient, comprising administering to the patient an effective amount of feijoa fruit extract.

5 In a fifteenth aspect, the invention provides a method of preventing or treating the symptoms of rheumatoid arthritis, comprising administering to the patient an effective amount of feijoa fruit extract.

10 In a sixteenth aspect, the invention provides for a method of reducing the levels of inflammatory cytokines associated with rheumatoid arthritis, comprising administering an effective amount of feijoa fruit extract to a patient. The patient may be a human patient with rheumatoid arthritis.

15 In a seventeenth aspect, the invention provides a method of reducing synovial hyperplasia associated with rheumatoid arthritis, comprising administering an effective amount of feijoa fruit extract to a patient. The patient may be a human patient with rheumatoid arthritis.

20 In another aspect the invention provides the use of feijoa fruit extract in the manufacture of a medicament for lowering serum lipids in a patient. The patient may be a human patient with Type-2 diabetes.

25 In another aspect the invention provides the use of feijoa fruit extract in the manufacture of a medicament for lowering serum glucose in a patient. The patient may be a human patient with Type-2 diabetes.

30 In another aspect the invention provides the use of feijoa fruit extract in the manufacture of a medicament for lowering blood pressure in a patient. The patient may be a human patient with Type-2 diabetes.

In another aspect the invention provides the use of feijoa fruit extract in the manufacture of a medicament for preventing or treating a disease or disorder where it is desirable to lower blood pressure. The disease or disorder may be hypertension or any disease or disorder associated with elevated blood pressure. The patient may be a human patient with Type-2 diabetes.

In another aspect the invention provides the use of feijoa fruit extract in the manufacture of a medicament for preventing or treating a disease or disorder where it is desirable to lower blood

lipids, for example cholesterol and triglycerides. The disease or disorder may be hyperlipidaemia or any other disease or disorder associated with elevated blood lipids. The patient may be a human patient with Type-2 diabetes.

5 In another aspect the invention provides the use of feijoa fruit extract in the manufacture of a medicament for preventing or treating a disease or disorder where it is desirable to lower blood glucose. The disease or disorder may be hyperglycemia or any other disease or disorder associated with elevated blood glucose levels. The invention further provides the use of feijoa fruit extract in the manufacture of a medicament for reducing HbA1c level in a patient. The
10 patient may be a human patient with Type-2 diabetes.

In another aspect the invention provides the use of feijoa fruit extract in the manufacture of a medicament for ameliorating the symptoms of diabetes associated with hyperglycemia, hyperlipidaemia and/or hypertension in a human patient.

15

In another aspect the invention provides the use of feijoa fruit extract in the manufacture of a medicament for ameliorating the symptoms of metabolic syndrome associated with hyperglycemia, hyperlipidaemia and/or hypertension in a human patient. The patient may be a human patient with Type-2 diabetes.

20

In another aspect the invention the use of feijoa fruit extract in the manufacture of a medicament for preventing or reducing obesity in a patient. The patient may be a human patient.

25 In another aspect the invention provides the use of feijoa fruit extract in the manufacture of a medicament for preventing or treating a disease or disorder associated with obesity.

In still another aspect the invention provides the use of feijoa fruit extract in the manufacture of a medicament for reducing hepatic total cholesterol levels in a patient. The patient may be an obese human patient.

30

In another aspect the invention provides the use of feijoa fruit extract in the manufacture of a medicament for ameliorating the symptoms of hyperglycemia, hyperlipidaemia and/or hypertension associated with obesity in a human patient. The patient may be a human patient with Type-2 diabetes.

In still another aspect the invention provides feijoa fruit extract for use in lowering serum lipids in a patient. The patient may be a human patient with Type-2 diabetes.

5 In still another aspect the invention provides feijoa fruit extract for use in lowering serum glucose in a patient. The patient may be a human patient with Type-2 diabetes

In still another aspect the invention provides feijoa fruit extract for use in lowering blood pressure in a patient. The patient may be a human patient with Type-2 diabetes.

10 In still another aspect the invention provides feijoa fruit extract for use in preventing or treating a disease or disorder where it is desirable to lower blood pressure. The disease or disorder may be hypertension or any disease or disorder associated with elevated blood pressure. The patient may be a human patient with Type-2 diabetes.

15 In still another aspect the invention provides feijoa fruit extract for use in preventing or treating a disease or disorder where it is desirable to lower blood lipids, for example cholesterol and triglycerides. The disease or disorder may be hyperlipidaemia or any other disease or disorder associated with elevated blood lipids. The patient may be a human patient with Type-2 diabetes.

20 In still another aspect the invention provides feijoa fruit extract for use in preventing or treating a disease or disorder where it is desirable to lower blood glucose. The disease or disorder may be hyperglycemia or any other disease or disorder associated with elevated blood glucose levels. The invention further provides feijoa fruit extract for use in reducing HbA1c level in a patient. The patient may be a human patient with Type-2 diabetes.

25 In still another aspect the invention provides feijoa fruit extract for use in ameliorating the symptoms of diabetes associated with hyperglycemia, hyperlipidaemia and/or hypertension in a human patient.

30 In still another aspect the invention provides feijoa fruit extract for use in ameliorating the symptoms of metabolic syndrome associated with hyperglycemia, hyperlipidaemia and/or hypertension in a human patient. The patient may be a human patient with Type-2 diabetes.

In still another aspect the invention provides a feijoa fruit extract for use in preventing or treating

obesity.

In still another aspect the invention provides a feijoa fruit extract for use in preventing or treating a disease or disorder associated with obesity.

5

In still another aspect the invention provides a feijoa fruit extract for use in reducing hepatic total cholesterol levels in a patient. The patient may be an obese human patient.

10 In still another aspect the invention provides feijoa fruit extract for use in ameliorating the symptoms of obesity associated with hyperglycemia, hyperlipidaemia and/or hypertension in a human patient. The patient may be a human patient with Type-2 diabetes.

In still another aspect the invention provides feijoa fruit extract for use in regulating immune function in a patient.

15

In still another aspect the invention provides feijoa fruit extract for use in preventing or treating a disease or disorder associated with immunosenescence in a patient.

20 In another aspect the invention provides the use of feijoa fruit extract in the manufacture of a medicament for regulating immune function in a patient.

In another aspect the invention provides the use of feijoa fruit extract in the manufacture of a medicament for preventing or treating the symptoms of rheumatoid arthritis.

25 In another aspect, the invention provides the use of feijoa fruit extract for reducing the levels of inflammatory cytokines associated with rheumatoid arthritis, comprising administering an effective amount of feijoa fruit extract to a patient. The patient may be a human patient with rheumatoid arthritis.

30 In another aspect, the invention provides the use of feijoa fruit extract for reducing synovial hyperplasia associated with rheumatoid arthritis, comprising administering an effective amount of feijoa fruit extract to a patient. The patient may be a human patient with rheumatoid arthritis.

In still another aspect the invention provides feijoa fruit extract for use in regulating immune

function in a patient.

In another aspect the invention provides feijoa fruit extract for use in preventing or treating rheumatoid arthritis.

5

In another aspect, the invention provides feijoa fruit extract for use in lowering inflammatory cytokines associated with rheumatoid arthritis, comprising administering an effective amount of feijoa fruit extract to a patient. The patient may be a human patient with rheumatoid arthritis.

10 In another aspect, the invention provides feijoa fruit extract for use in reducing synovial hyperplasia associated with rheumatoid arthritis, comprising administering an effective amount of feijoa fruit extract to a patient. The patient may be a human patient with rheumatoid arthritis.

In yet another aspect the invention provides a composition for lowering serum lipids in a patient, comprising an effective amount of feijoa fruit extract. The patient may be a human patient with Type-2 diabetes.

15 In yet another aspect the invention provides a composition for lowering serum glucose in a patient, comprising an effective amount of feijoa fruit extract. The patient may be a human patient with Type-2 diabetes.

20 In yet another aspect the invention provides a composition for lowering blood pressure in a patient, comprising an effective amount of feijoa fruit extract. The patient may be a human patient with Type-2 diabetes.

25

In yet another aspect the invention provides a composition for preventing or treating a disease or disorder where it is desirable to lower blood pressure, comprising an effective amount of feijoa fruit extract. The disease or disorder may be hypertension or any disease or disorder associated with elevated blood pressure. The patient may be a human patient with Type-2 diabetes.

30

In yet another aspect the invention provides a composition for preventing or treating a disease or disorder where it is desirable to lower blood lipids, for example cholesterol and triglycerides, comprising an effective amount of feijoa fruit extract. The disease or disorder may be hyperlipidaemia or any other disease or disorder associated with elevated blood lipids. The

patient may be a human patient with Type-2 diabetes.

In yet another aspect the invention provides a composition for preventing or treating a disease or disorder where it is desirable to lower blood glucose, comprising an effective amount of feijoa
5 fruit extract. The disease or disorder may be hyperglycemia or any other disease or disorder associated with elevated blood glucose levels. The invention further provides a composition for reducing HbA1c level in a patient. The patient may be a human patient with Type-2 diabetes.

In yet another aspect the invention provides a composition for ameliorating the symptoms of
10 diabetes associated with hyperglycemia, hyperlipidaemia and/or hypertension in a human patient, comprising an effective amount of feijoa fruit extract.

In yet another aspect the invention provides a composition for ameliorating the symptoms of metabolic syndrome associated with hyperglycemia, hyperlipidaemia and/or hypertension in a
15 human patient, comprising an effective amount of feijoa fruit extract. The patient may be a human patient with Type-2 diabetes.

In yet another aspect the invention provides a composition for ameliorating the symptoms of hyperglycemia, hyperlipidaemia and/or hypertension associated with obesity in a human patient,
20 comprising an effective amount of feijoa fruit extract. The patient may be a human patient with Type-2 diabetes.

In another aspect the invention provides a composition for preventing or treating obesity,
25 comprising an effective amount of feijoa fruit extract.

In another aspect the invention provides a composition for preventing or treating a disease or disorder associated with obesity, comprising an effective amount of feijoa fruit extract.

In another aspect the invention provides a composition for reducing hepatic total cholesterol in a
30 patient, comprising an effective amount of feijoa fruit extract. The patient may be an obese human patient.

In yet another aspect the invention provides a composition for regulating immune function in a patient, comprising an effective amount of feijoa fruit extract.

In yet another aspect the invention provides a composition for preventing or treating a disease or disorder associated with immunosenescence in a patient, comprising an effective amount of feijoa fruit extract. In another aspect the invention provides feijoa fruit extract for use in the
5 manufacture of a medicament.

In yet another aspect the invention provides a composition for regulating immune function in a patient, comprising an effective amount of feijoa fruit extract.

10 In another aspect the invention provides a composition for preventing or treating rheumatoid arthritis, comprising an effective amount of feijoa fruit extract.

In another aspect, the invention provides a composition for reducing the levels of inflammatory cytokines associated with rheumatoid arthritis, comprising an effective amount of feijoa fruit
15 extract. The patient may be a human patient with rheumatoid arthritis.

In another aspect, the invention provides a composition for reducing synovial hyperplasia associated with rheumatoid arthritis, comprising an effective amount of feijoa fruit extract. The patient may be a human patient with rheumatoid arthritis.
20

In another aspect the invention provides feijoa fruit extract for use in the manufacture of a medicament.

25 In another aspect the invention provides the use of feijoa fruit extract as a medicament.

In yet another aspect, the invention provides a composition comprising feijoa fruit extract. The composition may be a food or food product. Alternatively, the composition may be a dietary supplement, such as a nutraceutical or other nutritional composition.

30 In yet another aspect, the invention provides a pharmaceutical composition comprising feijoa fruit extract, admixed with one or more pharmaceutically acceptable excipients.

In a further aspect, the invention provides the use of feijoa fruit extract as a nutraceutical, such as a dietary supplement, or as an active ingredient in the preparation of medical or functional foods

and beverages.

Preferably the feijoa fruit extract used in any of the above-described methods, uses and compositions is provided in the form of a pharmaceutical composition, a nutraceutical, e.g. a dietary supplement, or a food product, e.g. a medical or functional food or beverage.

In one embodiment, the feijoa fruit extract comprises at least one compound selected from the group consisting of: catechin, epicatechin, gallic acid, proanthocyanidins, ellagic acid, pedunculagin, luteolin and related ellagitannins. More preferably the feijoa fruit extract comprises two or more compounds selected from the group consisting of: catechin, epicatechin, gallic acid, proanthocyanidins, ellagic acid, pedunculagin, luteolin and related ellagitannins.

In one embodiment, the feijoa fruit extract comprises at least one compound selected from the group consisting of: catechin, epicatechin, gallic acid, proanthocyanidins, flavones, flavanols, ellagic acid, pedunculagin, and related ellagitannins. More preferably the feijoa fruit extract comprises two or more compounds selected from the group consisting of: catechin, epicatechin, gallic acid, proanthocyanidins, flavones, flavanols, ellagic acid, pedunculagin and related ellagitannins.

In one embodiment, the feijoa fruit extract comprises (a) at least one oligomeric proanthocyanidin (b) at least one ellagitannin, and (c) flavone.

In another embodiment, the feijoa fruit extract comprises (a) about 40 to about 70 wt% oligomeric proanthocyanidin and (b) about 10 to about 20 wt % ellagitannins.

In one embodiment, the feijoa fruit extract comprises pedunculagin.

In one embodiment, the feijoa fruit extract comprise at least about 50, 55, 60, 65, 70, 75, 80, 85, 90 or 95 wt% polyphenol compounds.

In one embodiment the feijoa fruit extract is prepared by a process including the steps (i) to (vi) defined below.

In another aspect, the invention provides a process for preparing feijoa fruit extract, including the

steps of:

- 5 i) contacting whole feijoa fruit, and/or feijoa fruit skin, and/or feijoa fruit pulp and/or residues of feijoa fruit from feijoa fruit juicing, with an organic solvent, water or an aqueous/organic solvent to provide an aqueous, organic or aqueous/organic extract and a solid residue; and
- ii) separating the aqueous, organic or aqueous/organic extract from the solid residue to give a crude aqueous, organic or aqueous/organic feijoa fruit extract.
- 10 iii) evaporating the crude aqueous, organic or aqueous/organic feijoa fruit extract from step (ii) to give a substantially aqueous feijoa fruit extract concentrate and a precipitate; and
- iv) separating the substantially aqueous feijoa fruit extract concentrate from the precipitate.
- v) contacting the substantially aqueous feijoa fruit extract from step (iv) with a polymeric resin to adsorb at least one component from the substantially aqueous feijoa fruit extract;
- 15 vi) eluting at least one component from the resin with an organic solvent or a mixture of organic solvents to obtain the feijoa fruit extract.

4. BRIEF DESCRIPTION OF THE FIGURES

Figure 1 shows HPLC traces of feijoa fruit extract prepared in Example 1 and analysed in Example 2. Upper chromatogram is from diode array detector, lower chromatogram is total ion current (electrospray, positive mode) from mass spectrometer.

20

Figure 2 shows the radiological images of the paws of (A) normal control, (B) arthritic control, (C) methotrexate-treated and (D) feijoa fruit extract-supplemented mice in the collagen-induced arthritis mouse study (Example 6).

25 Figure 3 shows histological images after hematoxylin and eosin (H&E) staining of the joint sections of the paws of (A) normal control, (B) arthritic control, (C) feijoa fruit extract-supplemented and (D) methotrexate-treated mice in the collagen-induced arthritis mouse study (Example 6).

5. DETAILED DESCRIPTION OF THE INVENTION

30 5.1 Abbreviations

ACE	Angiotensin-converting enzyme
BP	Blood Pressure

CM	Culture media
ConA	Concanavalin A
CVD	Cardiovascular disease
ERK	Extracellular signal-regulated kinase
FBS	Fetal Bovine Serum
FITC	Fluorescein Isothiocyanate
HbA1c	Glycosylated Hemoglobin A1c
HCl	Hydrochloric acid
HDL	High density lipoprotein
IL	Interleukin
IFN	Interferon
IgG1	Immunoglobulin G1
I κ B α	Nuclear factor of kappa light polypeptide gene enhancer in B-cells inhibitor, alpha
kg	Kilograms
LDL	Low density lipoprotein
LPS	Lipopolysaccharide
MDA	Malondialdehyde
mAb	Monoclonal antibody
MI	Mitogenesis Index
nM	Nano molar
NO	Nitric Oxide
PBS	Phosphate buffered saline
PE	Phycoerythrin
PGE	Prostaglandin E2
PHA	Phytohemagglutinin
RPMI 1640	A commercial liquid medium

5.2 Definitions

The term “feijoa fruit extract” as used herein means an extract of the feijoa fruit, including the whole fruit, and/or skin of the feijoa fruit and/or feijoa fruit pulp and/or residues of feijoa fruit remaining after juicing of the fruit (feijoa fruit pomace). The fruit or parts thereof may be fresh, 5 frozen (and then thawed) or dried. Juice that is recovered from any processing of the fruit any also be processed to recover a feijoa fruit extract.

The term “feijoa fruit skin” as used herein means the outer waxy cover of the fruit.

The term “feijoa fruit pulp” as used herein means the fleshy contents of the feijoa fruit.

5 The term “feijoa fruit pomace” as used herein refers to the fruit residue obtained after juicing of the fruit.

The term “patient” includes human and non-human animals.

10 The terms “treatment”, “treating” and the like include the reduction or alleviation of one or more symptom associated with the disease or disorder. For example, for hyperglycemia, hyperlipidaemia or hypertension this can mean reduction in serum glucose levels, serum lipid levels or blood pressure, respectively.

15 The terms “preventing”, “prevention” and the like include the prevention of one or more symptom associated with the disease or disorder.

The term “comprising” as used in this specification and claims means “consisting at least in part of”. When interpreting statements in this specification and claims which include the term “comprising”, other features besides the features prefaced by this term in each statement can also
20 be present. Related terms such as “comprise” and “comprised” are to be interpreted in similar manner.

6. DETAILED DESCRIPTION

Research on human nutrition has led to an awareness of the health benefits of dietary supplements. It is recognised that dietary supplements containing complex arrays of naturally
25 occurring bioactive compounds may confer significant long-term health benefits.

Feijoa sellowiana Berg syn. *Acca sellowiana*, commonly known as pineapple-guava, is a fruit-bearing evergreen shrub relative of tropical guava. The feijoa plant is indigenous to South America but can be found in tropical and subtropical dry areas, particularly in New Zealand. It
30 is grown for its fruit, primarily for the production of juice with a sweet and acidic flavour.

The species has assumed some medicinal relevance due to its content of biologically and nutritionally interesting compounds. A recent review has shown there are no known reports of the effects of feijoa consumption on health, disease prevention or therapy, including diabetes in

humans or animals. (Argüelles, M.C., Watson, R.R., Feijoa (pineapple-guava) fruit: A role in health promotion? In: R. R. Watson, V. Preedy, editors, Bioactive Foods and Extracts: Cancer Treatment and Prevention, CRC Press, published December 2010, ISBW 1439816190)).

5 However, some studies have shown a high correlation between the total phenol content and the radical scavenging activity of extracts of feijoa on cultured cells (Yuka, I., Yumiko, K., Miyo, N., Takashi K., J. Home. Econ. Japan, 2003, 54, 945-949). Therefore, the feijoa fruit has joined a growing list of edible plant that are being investigated for their medicinal properties.

10 The applicants have discovered that feijoa fruit extract has efficacy in the treatment and prevention of both diabetes and rheumatoid arthritis.

6.1 The feijoa fruit extract

The feijoa fruit extract of the invention is prepared by extracting the feijoa fruit, including the whole fruit, and/or skin of the feijoa fruit and/or feijoa fruit pulp and/or residues of feijoa fruit remaining after juicing of the fruit.

15

The extraction process may be prepared using standard extraction techniques known in the art. In one embodiment the feijoa fruit extract is prepared by a process including the steps (i) to (vi) defined below.

20 In one aspect the invention provides a process for preparing feijoa fruit extract, including the steps of:

- 25 i) contacting feijoa fruit, and/or feijoa fruit skin, and/or feijoa fruit pulp and/or residues of feijoa fruit from feijoa fruit juicing, with a hydrophilic organic solvent, water or an aqueous/organic solvent to provide an aqueous, organic or aqueous/ hydrophilic organic extract and a solid residue; and
- ii) separating the aqueous, organic or aqueous/organic extract from the solid residue to give a crude aqueous, organic or aqueous/organic feijoa fruit extract;
- iii) evaporating the crude aqueous, organic or aqueous/organic feijoa fruit extract from step (ii) to give a substantially aqueous feijoa fruit extract concentrate and a precipitate;
- 30 iv) separating the substantially aqueous feijoa fruit extract concentrate from the precipitate; and
- v) fractionating the substantially aqueous feijoa fruit extract concentrate from step iv) to concentrate at least one component thereof.

In one embodiment the substantially aqueous feijoa fruit extract concentrate from step iv) is fractionated using polymeric resin absorption, chromatographic separation, solvent partitioning or selective precipitation.

5 In another embodiment the substantially aqueous feijoa fruit extract concentrate from step iv) may be dried and dissolved in a mixture of an organic solvent and water, for example 70:30 ethanol:water. The sugars and other polar material are not soluble in this solvent. Drying the organic solvent and water mixture will provide a feijoa fruit extract more concentrated in polyphenol compounds. This procedure can be repeated several times.

10

In another embodiment the substantially aqueous feijoa fruit extract concentrate from step iv) may be dissolved in a non-water miscible solvent, such as ethyl acetate or 1-butanol to yield a non-aqueous feijoa fruit extract with high polyphenol levels.

15 In another aspect, the invention provides a process for preparing feijoa fruit extract, including the steps of:

- 20 i) contacting whole feijoa fruit, and/or feijoa fruit skin, and/or feijoa fruit pulp and/or residues of feijoa fruit from feijoa fruit juicing, with an organic solvent, water or an aqueous/organic solvent to provide an aqueous, organic or aqueous/organic extract and a solid residue; and
- ii) separating the aqueous, organic or aqueous/organic extract from the solid residue to give a crude aqueous, organic or aqueous/organic feijoa fruit extract;
- iii) evaporating the crude aqueous, organic or aqueous/organic feijoa fruit extract from step (ii) to give a substantially aqueous feijoa fruit extract concentrate and a precipitate;
- 25 iv) separating the substantially aqueous feijoa fruit extract concentrate from the precipitate;
- v) contacting the substantially aqueous feijoa fruit extract from step (iv) with a polymeric resin to adsorb at least one component from the substantially aqueous feijoa fruit extract;
- 30 vi) eluting at least one component from the resin with an organic solvent or a mixture of organic solvents to obtain the feijoa fruit extract.

The feijoa fruit extract produced by the process of the invention can be vacuum dried, spray dried or freeze-dried to produce a free-flowing powder.

35 In one embodiment, the feijoa fruit extract is a free-flowing powder.

The whole feijoa fruit, and/or feijoa fruit skin and/or feijoa fruit pulp and/or residues of feijoa fruit left over after juicing of the fruit may optionally be minced, mashed, crushed, blended, sliced or chopped prior to step (i). The fruit or fruit portions may be frozen and thawed prior to
5 step (i). They may also be dried prior to step (i).

Feijoa fruit may be juiced (the juice removed from the fruit by squeezing or other means) prior to step (i), thereby providing said residues of feijoa fruit left over after juicing of the fruit, which can be used in step (i). Juicing can be carried out using a centrifuge, screw press or mechanical
10 press, or other method known in the art. The de-juicing operation may be combined with an enzyme pre-treatment to assist in the release of polyphenol compounds from the fruit or parts thereof.

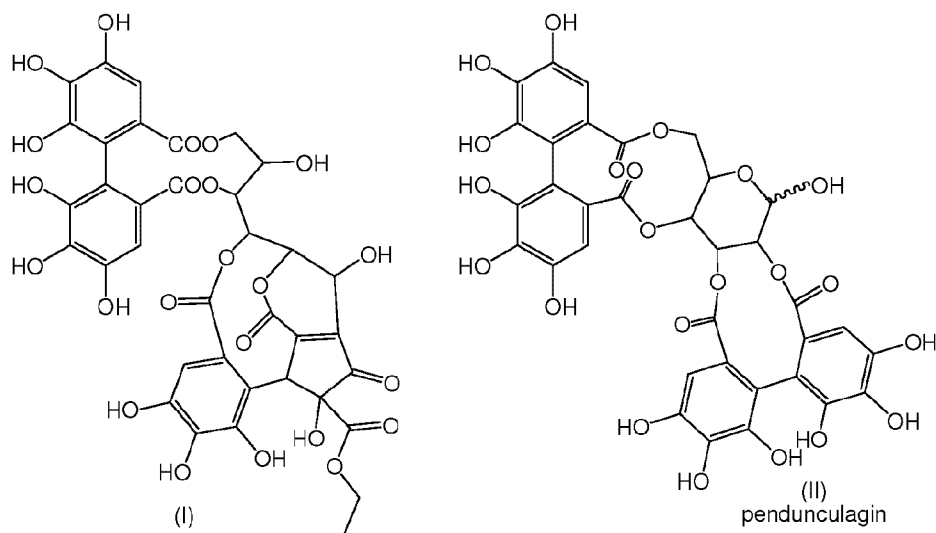
In one embodiment the organic solvent is acetone or an alcohol such as methanol, ethanol,
15 isopropyl alcohol or 1-propanol. Where an aqueous/organic solvent is used, the organic solvent and water can be used in any suitable proportions, such as about 20-90% water.

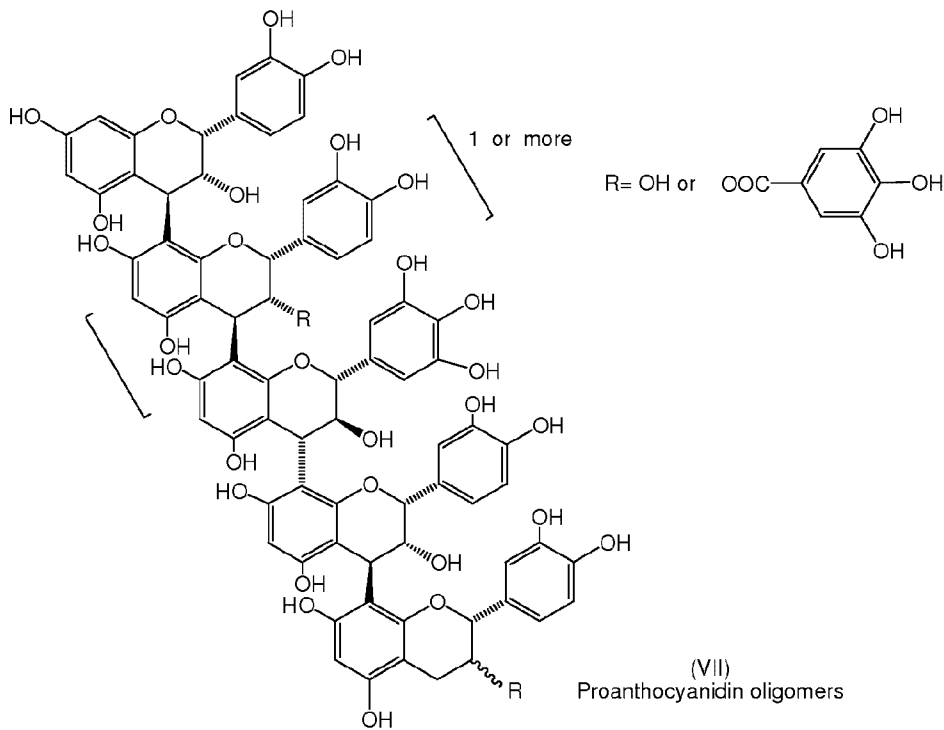
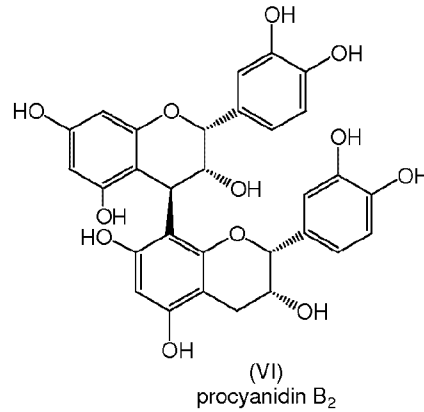
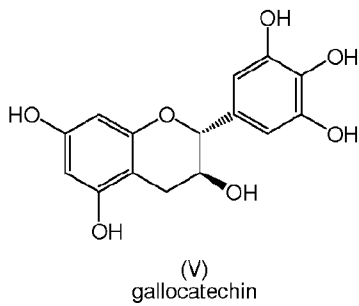
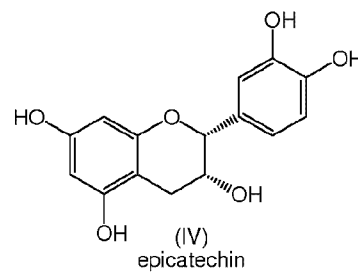
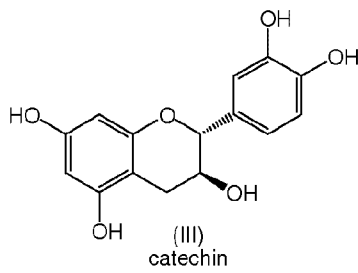
In one embodiment, the substantially aqueous feijoa fruit extract concentrate from step iv) is fractionated by contacting it with a polymeric resin. The resin absorbs at least one component
20 from the extract concentrate. The component(s) can then be eluted from the resin with an organic solvent or mixture of organic solvents to give the feijoa fruit extract of the invention.

The polymeric resin may optionally be washed with distilled water prior to eluting the at least one component. In one embodiment, the polymeric resin is a non-ionic polymeric absorbent
25 resin. Preferably the polymeric absorbent resin is a non-ionic styrene-divinyl benzene copolymer resin such as Mitsubishi HP-20, Mitsubishi Sepabeads SP-70 or Amberlite. Example 1 provides an example of a method of preparing feijoa fruit extract of the invention.

Feijoa is known to contain high levels of polyphenols. Polyphenols are a widely ranging group of
30 biological molecules that play a protective role in plants. Generally characterised by the presence of multiple and often polyhydroxylated phenol units, there are many different classes of polyphenols, with a huge variety of compounds falling within each class.

Each plant species will have a different and characteristic polyphenol profile which will also vary to an extent depending on the environmental conditions it is grown under. Different processing methods may also provide plant material with different polyphenol profiles. Therefore, it is not feasible to identify all of the polyphenol compounds in an extract of a polyphenol-rich plant. However, chromatographic separation of the fruit extract of the invention leads to the isolation and identification of catechin (III), epicatechin (IV), gallocatechin (V), procyanidin B2 (VI), proanthocyanidin oligomers (VII), ellagic acid, α - and β -pedunculagin as well as other related ellagitannins (see compounds (I) to (VII), below) as characteristic compounds. The components of feijoa fruit extract prepared in Example 1 are isolated and identified in Example 2 - see Table 1 and Figure 1 which relate to HPLC traces of feijoa fruit extract.





In one aspect, the feijoa fruit extract comprises at least one compound selected from the group consisting of: catechin, epicatechin, gallocatechin, proanthocyanidins, flavone, flavanols, ellagic acid, pedunculagin, and related ellagitannins. More preferably the feijoa fruit extract comprises

two or more compounds selected from the group consisting of: catechin, epicatechin, gallocatechin, proanthocyanidins, flavone, flavanols, ellagic acid, pedunculagin and related ellagitannins.

5 In particular, the feijoa fruit extract of the invention has been shown to contain large proportions of two large polyphenols – oligomeric proanthocyanidins (proanthocyanidin oligomers) and ellagitannins. These two polyphenol classes act together in the extracts of the invention to provide surprising efficacy in the treatment and prevention Type-2 diabetes and rheumatoid arthritis.

10

In one aspect, the invention provides a feijoa fruit extract comprising

(a) about 40 to about 70 wt%, (preferably about 50 to about 60 wt%) oligomeric proanthocyanidin and

(b) about 10 to about 20 wt % ellagitannins, on a dry weight basis.

15

In other words, when the extract is substantially free of water, about 40 to about 70 wt% of the extract consists of oligomeric proanthocyanidin.

20 In another aspect, the invention provides a feijoa fruit extract comprising (a) about 40 to about 70 wt%, (preferably about 50 to about 60 wt%) oligomeric proanthocyanidin and (b) about 10 to about 20 wt % ellagitannins, on a total polyphenol basis.

In other words, oligomeric proanthocyanidins make up about 40 to about 70 wt% of the total polyphenols present in the extract.

25

Preferably, the feijoa fruit extract comprises pedunculagin and/or flavone.

30 In one embodiment, the feijoa fruit extract comprises at least about 50, 55, 60, 65, 70, 75, 80, 85, 90, or 95 wt% polyphenol compounds, on a dry weight basis. Preferably, the feijoa fruit extract comprises about 60 to about 90% polyphenol compounds, on a dry weight basis.

In one embodiment, the feijoa fruit extract comprises (a) about 40 to about 70 wt% (preferably about 50 to 60 wt%) oligomeric proanthocyanidin and (b) about 10 to about 20 wt % ellagitannins, wherein the feijoa fruit extract comprises about 60 to about 90 wt % (preferably

about 70 to about 90 wt%) polyphenol compounds, on a dry weight basis.

In one embodiment, the feijoa fruit extract comprises (a) about 40 to about 70 wt% (preferably about 50 to 60 wt%) oligomeric proanthocyanidin and (b) about 10 to about 20 wt %
5 ellagitannins, wherein the feijoa fruit extract comprises about 60 to about 90 wt % (preferably about 70 to about 90 wt%) polyphenol compounds.

Advantageously, the feijoa fruit extract of the invention can be provided to a patient in a variety of forms. For example, the feijoa fruit extract can be provided as a nutraceutical, e.g. a dietary
10 supplement. Alternatively, the feijoa fruit extract can be provided as a food product, e.g. as part of a functional food or beverage. The feijoa fruit extract of the invention can be provided as an adjunct to conventional treatments. As a natural food ingredient, it is unlikely to produce undesirable side-effects such as interfering with the efficacy of conventional pharmaceutical
15 treatments.

Alternatively, the feijoa fruit extract can be provided as a pharmaceutical composition. The extract may be formulated into solid or liquid preparations such as tablets, capsules, suppositories, powders, solutions, suspensions and dispersions. In some embodiments the feijoa
20 fruit extract is formulated for oral administration as solid or liquid preparations, for example tablets, capsules, powders, solutions, suspensions or dispersions. Such preparations are well known in the art as are other oral dosage regimes not listed here. In the tablet form the feijoa fruit extract may be tableted with conventional tablet bases such as lactose, sucrose and corn starch, together with a binder, a disintegration agent and a lubricant. The binder may be, for example, corn starch or gelatin, the disintegrating agent may be potato starch or alginic acid, and
25 the lubricant may be magnesium stearate. For oral administration in the form of capsules, diluents such as lactose and dried cornstarch may be employed. Other components such as colourings, sweeteners or flavourings may be added.

When aqueous suspensions are required for oral use, the feijoa fruit extract may be combined
30 with carriers such as water and ethanol, and emulsifying agents, suspending agents and/or surfactants may be used. Colourings, sweeteners or flavourings may also be added.

The compounds may further be administered by means of sustained release systems. For example, they may be incorporated into a slowly dissolving tablet or capsule.

Liquid forms include carriers such as water and ethanol, with or without other agents such as pharmaceutically acceptable surfactants or suspending agents.

5 In one aspect the invention provides a dosage unit comprising about 150 mg feijoa fruit extract.

In another aspect, the invention comprises a dosage unit consisting essentially of 150 mg feijoa fruit extract.

10 Preferably, the dosage unit is a tablet.

6.2 Use of feijoa fruit exact in regulating immune function

Ageing is clearly associated with a decline in immune function and is a major contributing factor to high rates of morbidity and mortality in the elderly. The feijoa fruit extract of the present invention is useful for regulating immune function and/or for preventing or treating diseases
15 disorders associated with immunosenescence in a patient.

The effect of the feijoa fruit extract of the present invention on the immune function of mice was evaluated in Example 3. Aged mice fed diets supplemented with feijoa fruit extract were evaluated for changes in immune function by assessing production of cytokines, mitogenesis of
20 splenocytes and vitamin E levels. IL-2, IL-4, IL-6 and IFN are inflammatory cytokines important in the B-cell production of antibodies and are key components of the adaptive immune system. Aging is a major risk factor for the development of diabetes and its complications and thus reduced inflammatory cytokines also help lower the risk for diabetes. Example 3
25 demonstrates that the feijoa fruit extract supplemented at an appropriate dose causes significant increase in splenic T-cell immune function in aged mice. The feijoa fruit extract also increases levels of hepatic vitamin E and lowers TNF- α levels. Low grade chronic inflammation is a common event in the aged and the pro-inflammatory cytokine modulation observed suggest that feijoa fruit extract helps to treat chronic inflammation as measured by cytokine changes.
Inflammation, typically stimulated by dysregulation in aging or disease with elevated T-helper 2
30 cytokines, contributes to arthritis and diabetes. Immune dysregulation in aged systems can exacerbate inflammation and thus could accentuate rheumatoid arthritis.

In one aspect, the invention provides a method of regulating immune function in a patient, comprising administering to the patient an effective amount of feijoa fruit extract, wherein the

feijoa fruit extract comprises (a) about 40 to about 70 wt%, (preferably about 50 to about 60 wt%) oligomeric proanthocyanidin and (b) about 10 to about 20 wt % ellagitannins, on a dry weight basis.

5 In another aspect, the invention provides a method of treating a disease or disorder associated with immunosenescence in a patient, comprising administering to the patient an effective amount of feijoa fruit extract, wherein the feijoa fruit extract comprises (a) about 40 to about 70 wt%, (preferably about 50 to about 60 wt%) oligomeric proanthocyanidin and (b) about 10 to about 20 wt % ellagitannins, on a dry weight basis.

10

In another aspect, the invention provides a method of reducing the levels of inflammatory cytokines in a patient, comprising administering to the patient an effective amount of feijoa fruit extract, wherein the feijoa fruit extract comprises (a) about 40 to about 70 wt%, (preferably about 50 to about 60 wt%) oligomeric proanthocyanidin and (b) about 10 to about 20 wt % ellagitannins, on a dry weight basis.

15

In one aspect, the invention provides a method of regulating immune function in a patient, comprising administering to the patient an effective amount of feijoa fruit extract, wherein the feijoa fruit extract comprises (a) about 40 to about 70 wt%, (preferably about 50 to about 60 wt%) oligomeric proanthocyanidin and (b) about 10 to about 20 wt % ellagitannins, on a total polyphenol basis.

20

In another aspect, the invention provides a method of treating a disease or disorder associated with immunosenescence in a patient, comprising administering to the patient an effective amount of feijoa fruit extract, wherein the feijoa fruit extract comprises (a) about 40 to about 70 wt%, (preferably about 50 to about 60 wt%) oligomeric proanthocyanidin and (b) about 10 to about 20 wt % ellagitannins, on a total polyphenol basis.

25

In another aspect, the invention provides a method of reducing the levels of inflammatory cytokines in a patient, comprising administering to the patient an effective amount of feijoa fruit extract, wherein the feijoa fruit extract comprises (a) about 40 to about 70 wt%, (preferably about 50 to about 60 wt%) oligomeric proanthocyanidin and (b) about 10 to about 20 wt % ellagitannins, on a total polyphenol basis.

30

In the above aspects:

In one embodiment, the feijoa fruit extract comprises about 60 to about 90 % polyphenol compounds, on a dry weight basis.

5

In one embodiment, the feijoa fruit extract comprises about 60 to about 90 wt % polyphenol compounds.

In one embodiment, the patient is administered 150 mg of feijoa fruit extract daily.

10

In one aspect, the invention provides a dosage unit for regulating immune function in a patient, wherein the dosage unit comprises about 150 mg feijoa fruit extract.

In one embodiment, the dosage unit is a tablet. In one embodiment, the dosage unit is to be administered once daily.

15

6.3 Use of feijoa fruit extract in the treatment and/or prevention of obesity, Type-2 diabetes and associated diseases

The feijoa fruit extract of the present invention has been shown to be useful in the treatment and/or prevention of diseases and disorders such as those associated with obesity, metabolic syndrome and Type-2 diabetes. Diseases and disorders include those associated with elevated blood pressure, elevated serum glucose levels and/or elevated serum lipid levels, e.g. hyperglycemia, hyperlipidaemia and hypertension.

20

The applicants have surprisingly shown that supplementation of the diet of Type-2 diabetes patients with with feijoa fruit extract reduces the patient's blood pressure and results in improved diabetes control. Plasma fasting glucose and HbA1c levels improve and reach statistical significance when compared to a placebo (see Example 4).

25

Without wishing to be bound by theory, it is thought that the glucose-lowering effect of an extract of feijoa might be mediated through the inhibition of α -glucosidase, thus diminishing glucose intestinal resorption. Furthermore, feijoa fruit extract of the present invention is useful for preventing or reducing obesity through the suppression of weight gain and lowering of the food efficiency ratio.

30

The effect of the feijoa fruit extract of the present invention on obesity and related lipid driven risk factors in mice was also evaluated (see Example 5). Those mice receiving the feijoa fruit extract showed lower body weight gain in comparison to the control group.

- 5 In one aspect, the invention provides a method for preventing or treating Type-2 diabetes in a patient, comprising administering to the patient an effective amount of feijoa fruit extract. In one embodiment, the patient suffers from rheumatoid arthritis.

10 In another aspect, the invention provides a method for lowering serum lipids in a patient, comprising administering to the patient an effective amount of feijoa fruit extract, wherein the feijoa fruit extract comprises (a) about 40 to about 70 wt% (preferably about 50 to about 60 wt%) oligomeric proanthocyanidin and (b) about 10 to about 20 wt% ellagitannins, on a dry weight basis.

15 In another aspect, the invention provides a method for lowering serum glucose in a patient, comprising administering to the patient an effective amount of feijoa fruit extract, wherein the (a) about 40 to about 70 wt% (preferably about 50 to about 60 wt%) oligomeric proanthocyanidin and (b) about 10 to about 20 wt% ellagitannins, on a dry weight basis

20 In another aspect, the invention provides a method for lowering blood pressure in a patient, comprising administering to the patient an effective amount of feijoa fruit extract, wherein the (a) about 40 to about 70 wt% (preferably about 50 to about 60 wt%) oligomeric proanthocyanidin and (b) about 10 to about 20 wt% ellagitannins, on a dry weight basis.

25 In another aspect, the invention provides a method for treating or preventing metabolic syndrome in a patient, comprising administering to the patient an effective amount of feijoa fruit extract, wherein the feijoa fruit extract comprises (a) about 40 to about 70 wt% (preferably about 50 to about 60 wt%) oligomeric proanthocyanidin and (b) about 10 to about 20 wt% ellagitannins, on a dry weight basis.

30

In another aspect, the invention provides a method for lowering serum lipids in a patient, comprising administering to the patient an effective amount of feijoa fruit extract, wherein the feijoa fruit extract comprises (a) about 40 to about 70 wt% (preferably about 50 to about 60 wt%) oligomeric proanthocyanidin and (b) about 10 to about 20 wt% ellagitannins, on a total

polyphenol basis.

In another aspect, the invention provides a method for lowering serum glucose in a patient, comprising administering to the patient an effective amount of feijoa fruit extract, wherein the
5 (a) about 40 to about 70 wt% (preferably about 50 to about 60 wt%) oligomeric proanthocyanidin and (b) about 10 to about 20 wt% ellagitannins, on a total polyphenol basis.

In another aspect, the invention provides a method for lowering blood pressure in a patient, comprising administering to the patient an effective amount of feijoa fruit extract, wherein the
10 (a) about 40 to about 70 wt% (preferably about 50 to about 60 wt%) oligomeric proanthocyanidin and (b) about 10 to about 20 wt% ellagitannins, on a total polyphenol basis.

In another aspect, the invention provides a method for treating or preventing metabolic syndrome in a patient, comprising administering to the patient an effective amount of feijoa fruit extract,
15 wherein the feijoa fruit extract comprises (a) about 40 to about 70 wt% (preferably about 50 to about 60 wt%) oligomeric proanthocyanidin and (b) about 10 to about 20 wt% ellagitannins, on a total polyphenol basis.

In one embodiment of the above aspects, the patient is a human with Type-2 diabetes.
20

In another aspect the invention provides a method of treating or preventing Type-2 diabetes in a patient, comprising administering to the patient an effective amount of feijoa fruit extract, wherein the feijoa fruit extract comprises (a) about 40 to about 70 wt% (preferably about 50 to about 60 wt%) oligomeric proanthocyanidin and (b) about 10 to about 20 wt% ellagitannins, on a
25 dry weight basis.

In another aspect the invention provides a method of treating or preventing Type-2 diabetes in a patient, comprising administering to the patient an effective amount of feijoa fruit extract, wherein the feijoa fruit extract comprises (a) about 40 to about 70 wt% (preferably about 50 to
30 about 60 wt%) oligomeric proanthocyanidin and (b) about 10 to about 20 wt% ellagitannins, on a total polyphenol basis.

In the above aspects:

In one embodiment, the feijoa fruit extract comprises about 60 to about 90 % polyphenol compounds, on a dry weight basis.

5 In one embodiment, the feijoa fruit extract comprises about 60 to about 90 wt % polyphenol compounds.

In one embodiment, the patient is administered 150 mg of feijoa fruit extract daily.

10 In one aspect, the invention produces a dosage unit for treating or preventing Type-2 diabetes in a patient, wherein the dosage unit comprises about 150 mg feijoa fruit extract.

In one embodiment, the dosage unit is a tablet. In one embodiment, the dosage unit is to be administered once daily.

15 **6.4 Use of feijoa fruit extract in the treatment and/or prevention of rheumatoid arthritis**

The feijoa fruit extract of the present invention is also useful in the treatment and/or prevention of diseases and disorders such as those associated with rheumatoid arthritis.

20 The effect of the feijoa fruit extract of the present invention on induced rheumatoid arthritis in mice is evaluated in Example 6. The collagen-induced arthritis (CIA) model has been used extensively to elucidate the pathogenic mechanisms that are relevant to human rheumatoid arthritis, and is widely used for the evaluation of potential anti-rheumatic agents. The acute stage of CIA is characterised by increased levels of mRNA for pro-inflammatory cytokines in
25 the joints, such as TNF- α , IL-1 β , and IFN- γ . Many of the major pro-inflammatory cytokines that are produced in the rheumatoid synovium, are linked to a network or cascade with TNF- α at its apex. IL-1 β was previously shown to be important in cartilage and bone destruction.

30 Histological studies show that feijoa fruit extract protects against synovial hyperplasia – an increase in destructive cytokine production in synovial fluid that can facilitate the onset of rheumatoid arthritis. Radiologic studies show that feijoa fruit extra protects against joint deformity and soft tissue swelling in CIA mice. Feijoa fruit extract supplementation also decreases IL-2 and IFN- γ levels compared to the arthritic control group (see Table 9).

In one aspect the invention provides a method of preventing or treating the symptoms of rheumatoid arthritis, comprising administering to the patient an effective amount of feijoa fruit extract, wherein the feijoa fruit extract comprises (a) about 40 to about 70 wt%, (preferably about 50 to about 60 wt%) oligomeric proanthocyanidin and (b) about 10 to about 20 wt % ellagitannins, on a dry weight basis.

In another aspect of the invention provides a method for reducing the levels of inflammatory cytokines associated with rheumatoid arthritis, comprising administering to the patient an effective amount of feijoa fruit extract, wherein the feijoa fruit extract comprises (a) about 40 to about 70 wt%, (preferably about 50 to about 60 wt%) oligomeric proanthocyanidin and (b) about 10 to about 20 wt % ellagitannins, on a dry weight basis.

In another aspect of the invention provides a method of reducing synovial hyperplasia associated with rheumatoid arthritis, comprising administering to the patient an effective amount of feijoa fruit extract, wherein the feijoa fruit extract comprises (a) about 40 to about 70 wt%, (preferably about 50 to about 60 wt%) oligomeric proanthocyanidin and (b) about 10 to about 20 wt % ellagitannins, on a dry weight basis.

In one aspect the invention provides a method of preventing or treating the symptoms of rheumatoid arthritis, comprising administering to the patient an effective amount of feijoa fruit extract, wherein the feijoa fruit extract comprises (a) about 40 to about 70 wt%, (preferably about 50 to about 60 wt%) oligomeric proanthocyanidin and (b) about 10 to about 20 wt % ellagitannins, on a total polyphenol basis.

In another aspect of the invention provides a method for reducing the levels of inflammatory cytokines associated with rheumatoid arthritis, comprising administering to the patient an effective amount of feijoa fruit extract, wherein the feijoa fruit extract comprises (a) about 40 to about 70 wt%, (preferably about 50 to about 60 wt%) oligomeric proanthocyanidin and (b) about 10 to about 20 wt % ellagitannins, on a total polyphenol basis.

In another aspect of the invention provides a method of reducing synovial hyperplasia associated with rheumatoid arthritis, comprising administering to the patient an effective amount of feijoa fruit extract, wherein the feijoa fruit extract comprises (a) about 40 to about 70 wt%, (preferably about 50 to about 60 wt%) oligomeric proanthocyanidin and (b) about 10 to about 20 wt %

ellagitannins, on a total polyphenol basis.

In the above aspects:

5 In one embodiment, the feijoa fruit extract comprises about 60 to about 90 % polyphenol compounds, on a dry weight basis.

In one embodiment, the feijoa fruit extract comprises about 60 to about 90 wt % polyphenol compounds.

10 In one embodiment, the patient is administered 150 mg of feijoa fruit extract daily.

In one aspect, the invention provides a dosage unit for preventing or treating rheumatoid arthritis, wherein the dosage unit comprises about 150 mg feijoa fruit extract.

15 In one embodiment, the dosage unit is a tablet. In one embodiment, the dosage unit is to be administered daily.

The feijoa fruit extract may be administered to a patient by a variety of routes, including orally, parenterally, by inhalation spray, topically, rectally, nasally, buccally or via an
20 implanted reservoir. Preferably, the feijoa fruit extract is administered orally, in tablet form. The amount of feijoa fruit extract to be administered will vary widely according to the nature of the patient and the nature and extent of the disorder to be treated. Typically the daily dosage of feijoa fruit extract for an adult human will be in the range of less than about 1 to about 2000 milligrams, preferably about 0.1 to about 2000 milligrams, more preferably about
25 0.1 to about 1000 milligrams, more preferably about 50 to about 500 milligrams, more preferably about 100 to about 500 milligrams, more preferably about 150 to about 250 milligrams, most preferably about 150 milligrams. The specific dosage required for any particular patient will depend upon a variety of factors, including the patient's age, body weight, general health, sex, etc.

30

The invention is further described with reference to the following examples. However, it is to be appreciated that the invention is not limited to these examples.

7. EXAMPLES

Example 1: Preparation of Feijoa Fruit Extract

TM The extract of feijoa was prepared and isolated from fresh feijoa fruit. Whole feijoa fruit, skin, flesh, fruit residues left from juicing operations or various mixtures of these were minced in a blender. To the resulting pulp was added approximately an equal volume of water, alcohol, a water miscible organic solvent such as acetone or an aqueous mixture of alcohol or organic solvent. In this example, food grade ethanol was used. The mixture was stirred occasionally during the first hour and left to soak overnight. The mixture was filtered and the filtrate concentrated at 40° C. under vacuum. The concentrate was filtered to remove any precipitated material and then passed through a column of polymeric resin, Mitsubish, HP20, in this example. Distilled water was passed through the column to remove sugars and other polar materials. The absorbed compounds were eluted from the column with ethanol and concentrated under reduced pressure to give a dark concentrate. The concentrate was freeze-dried to give the feijoa fruit extract as a light brown powder. The extract was characterised by HPLC using diode array detection (FIG. 1 and Table 1) and total ion current detection (TOF-MS ES+). A KinetexTM 2.6µ C18 (50×3.0 mm) column is used with a flow rate of 0.3 mL/min at 40° C.

Example 2: Determination of Components of Feijoa Fruit Extract

The components of the feijoa fruit extract were isolated by repeated preparative column chromatography using size exclusion chromatography on SephadexTM LH 20 and Mitsubishi HP20. Their identification was determined by the use of Nuclear magnetic resonance spectroscopy and where necessary the chemical structures of the elucidated components were confirmed by mass spectrometry. A liquid Chromatography-Mass Spectrometry chemical composition profile of the feijoa fruit extract was made using KinetexTM 2.6µ C18 (50×3.0 mm) column at 40° C. with a flow rate of 0.3 mL/min. The solvent mixture consisted of solvent A (H₂O+0.1% formic acid) and solvent B (acetonitrile+0.1% formic acid) with the program 0-30 min, 0-100%. Detection was made by diode array and total ion current (TIC). Chromatographic separation of feijoa fruit extract led to the isolation and identification of catechin, epicatechin, gallo catechin, procyanidin B2, procyanidin oligomers, ellagic acid, α- and β-pedunculagin as well as other related ellagitannins (FIG. 1 and Table 1).

Table 1 HPLC of feijoa extract

Retention time (mins)	Compound
--------------------------	----------

4.40	α -pedunculagin
5.30	β -pedunculagin
5.77	catechin
6.50	galocatechin
6.80	catechin B2
6.81	epicatechin
8.30, 8.77, 9.92	ellagitannins
5.0-9.0	procyanidin oligomers
15.3	flavone

The various components were identified using the techniques attired below.

Ellagic acid determination

5 This was performed by acid hydrolysis of the feijoa fruit extract or concentrate and subsequent analysis of the resulting ellagic acid by HPLC. 80 μ L of extract was transferred to a 15 mL glass centrifuge tube, and 250 μ L of 2.6 N HCl was added and the tube sealed with a screw cap. The sample was hydrolysed by heating in a water bath at 90 C for 2 hours. The tubes were removed and cooled immediately and stored at 4C for 1 hour. The hydrolysates were then extracted 2X
 10 with ethyl acetate (1 mL). The combined ethyl acetate extracts were dried under nitrogen and taken up in 1 mL methanol which were analysed by HPLC. The major peak in the 360 nm chromatogram (Waters UPLC, Kinetex column, acetonitrile: water gradient each with 0.1% formic acid) was ellagic acid. The levels of ellagic acid were compared with the original extract made up at 4 mg/mL.

15

HPLC determination of pedunculagin, general ellagic acid compounds and flavone

Pedunculagin exists as two interconverting forms and is generally seen as two major peaks in the early part of the chromatogram. The peak sharpness is enhanced when the samples are prepared in water or 90:10 water:ethanol. The relative pedunculagin content is estimated from the
 20 integration of these two peaks in the 280 nm chromatogram.

The general ellagic acid compounds are seen as a set of peaks eluting in the middle of the chromatogram and having absorbance maxima at 360 nm. The relative ellagic acid compound content is estimated from the integration of this set of peaks in the 360 nm chromatogram.

Flavone is a single peak late in the chromatogram with a characteristic uv spectrum. The relative flavone content is estimated from the integration of this peak in the 280 nm chromatogram.

HPLC determination of proanthocyanidin oligomers (PACO)

5 This complex set of compounds appear in most chromatograms as a hump across much of the chromatogram. However if a special gradient is used the PACO appear as an isolated hump late in the chromatogram. The estimation of PACO content from the peak area under this hump is consistent with measurements made using other techniques. The relative PACO content is estimated from the integration of this hump in the 280 nm chromatogram and comparison.

10

Colorimetric determination of proanthocyanidin oligomers (PACO)

This determination was performed using the procedure described in Prior RL, Fan E, Ji H, Howell A, Nio C, Payne MJ, Reed J. Multi-laboratory validation of a standard method for quantifying proanthocyanidins in cranberry powders. J Sci Food Agric. 2010 90(9):1473-8). The sample was allowed to react with 4-dimethylaminocinnamaldehyde (DMAC) in acidic ethanol and the coloured product detected by absorption spectroscopy. Samples of the test solutions (70uL) were placed in one column of the wells of a 96-well microplate and were then diluted across the plate by the addition and mixing of an equal volume of 70:30 ethanol:water. The DMAC reagent (210 uL of 50 mg in 50 mL acidified ethanol solution) was added to each well and the plate immediately placed in the plate reader. The plate reader was set up to shake the plate and read the absorbance at 640 nm every minute for 30 minutes. The absorbance reading generally reaches a maximum at about 20 minutes. The final readings at 30 minutes were used for the calculations. The dilution curves allowed comparisons to be made for the most appropriate concentration and absorbance (0.2-1.2 A.U.).

25

Example 3: Immune function in mice

The effect of the feijoa fruit extract on the immune function in aged mice was evaluated. Aged mice at 48 weeks old, were kept at 20°C to 22°C at 50 % humidity during the experiment. Mice were divided into 2 groups and fed the following diets: basic diet or basic diet supplemented with the feijoa fruit extract at 1.2 mg/day/mouse. The feijoa fruit extract was prepared in accordance with Example 1. A third group of young mice were also included for comparison (basic diet only). The amount of food intake and body weight is recorded once a week.

30

After 32 weeks of feeding, all mice were sacrificed under anaesthesia with Nembutal

(0.1 mg/100 g body weight). The spleen is isolated and weighed (Table 2).

Table 2

Mice Group		Body Weight (g)	Spleen (mg)	Liver (g)	Heart (mg)
Mouse Age	Treatment				
Young	Chow diet	26.36 ± 3.20	89.71 ± 16.25	1.46 ± 0.23	153.48 ± 14.12
Aged	Chow diet	43.08 ± 2.30	174.95 ± 15.15	1.76 ± 0.15	163.88 ± 16.81
Aged	Feijoa fruit extract	44.2 ± 3.1	133.5 ± 19.2	1.7 ± 0.2	160.2 ± 12.9

Mice supplemented with Feijoa fruit extract consumed 6 gm food/day, which equates to 1.8 mg of extract/day. The feijoa fruit extract was added to the diet at a dose of 300mg/kg. Data indicates mean ± SD from 6 mice per group. * Shows the statistical significance compared to aged control determined by unpaired Students t-test. There were no significant differences in the volume of water and diet consumed during the trial.

ELISA assay for cytokines

The production of IL-2, IL-4, IL-6, and IFN- γ from mitogen-stimulated splenocytes was determined as previously described (Chouaib, S.; Welte, K.; Mertelsman, R.; Dupont, B.; J. Immunol., 1985, 135, 1172-1179). Splens were gently teased with forceps in the culture medium producing a suspension of spleen cells (CM, RPMI 1640 containing 10 % fetal bovine serum, 2 mM L-glutamine, 1 x 10⁵ units/L of penicillin and streptomycin). The red blood cells were lysed with 3 mL of lysing buffer (0.16 mol/L ammonia chloride Tris buffer, pH 7.2) at 37°C for 5 minutes. The cells were then washed with CM twice. The cell concentrations were counted and adjusted to 2 x 10⁶ cells/mL. Splenocytes (0.1 /well) were cultured in triplicate on 96-well flat-bottom culture plates. Splenocytes (0.1 mL/well) were stimulated with ConA (1 x 10⁻² g/L, 0.1 mL/well) to induce IL-2, IL-4 and IFN- γ production. In other plates, splenocytes were cultured with lipopolysaccharide (1 x 10⁻⁶ g/L) to induce IL-6 production. These plates were incubated at 37°C, 5 % CO₂; the culture time for IL-2, IL-4 and IL-6 is 24 hours (or 72 hours for IFN- γ). After incubation, supernatants were collected and stored at -70°C. The cytokines were determined by sandwich ELISA as previously described using a commercial kit.

Mitogenesis of splenocytes

Splenic T and B-cell proliferation was determined by ³H-thymidine incorporation according to the method previously described (Chouaib, S.; Welte, K.; Mertelsman, R.; Dupont, B.; J. Immunol., 1985, 135, 1172-1179). 0.1 mL splenocytes in CM (2×10^6 cells/mL) were cultured in 96-well flat-bottom cultured plates with ConA or LPS (10 μ g/mL) or without ConA or LPS (Spontaneous mitogenesis). They were incubated at 37°C, 5 % CO₂ for 48 hours and then pulsed with ³H-thymidine (0.5 /well). After 24 hours, supernatants were harvested by a cell sample harvester.

Vitamin E measurement

Vitamin E levels in mouse liver were measured by HPLC according to the method described previously (Lee, J., Jiang, S., Liang, B., Inserra, P., Zhang, Z., Solkoff, D., Watson, R.R, Nutr. Res., 1998, 18, 327 -339). 0.2 g of tissue was homogenised in 1 mL of water. Butylated hydroxytoluene was added to prevent oxidation of α -tocopherol. α -Tocopherol was extracted from the homogenate using pentanes, ethanol and sodium dodecyl sulfate and concentrated under a steady flow of nitrogen gas at 20°C. The concentrate was redissolved in 0.5 mL of methanol and injected onto a C18 column (3.9 x 150 mm). A mobile phase composed of methanol: 1 mol/L sodium acetate in the ratio of 97:3 (by volume) at a flow rate of 1.5 mL/min was used. α -Tocopherol, eluted at 22 min and was monitored by a fluorescence detector (Millipore) at 290-nm excitation and 320-nm emission wavelength.

20

The results indicated that orally ingested feijoa fruit extract at a dose of 1.8 mg/day per aged mouse, decreases splenic T-cell production of IL-4, TNF- α and TNF- β . IL-2 and IFN- γ production was not significantly affected in either the control group or the group given the supplement at a dosage of 1.8mg/ day. Splenocyte proliferation when stimulated by ConA at a concentration of 2 μ g/mL also decreased. The feijoa fruit extract supplementation at an appropriate dose caused significant increases in splenic T-cell immune function in aged mice (Table 3).

25

Table 3

	Young Unsupplemented	Aged Unsupplemented	Aged supplemented
T-cell proliferation (%) (aged unsupplemented =100)	130 \pm 15*	100 \pm 9	78 \pm 9*

B-cell proliferation (%) (aged unsupplemented =100)	130 ± 8*	100 ± 4	85 ± 4*
IL-2 level by splenocytes (pg/mL)	278 ± 26	264 ± 38	216 ± 47
IFN-γ level by splenocytes (pg/mL)	1555 ± 12	750 ± 37	907 ± 12
TNF-α level by splenocytes (pg/mL)	290 ± 30*	650 ± 53	450 ± 35*
TNF-β level by splenocytes (pg/mL)	95 ± 20*	142 ± 18	70 ± 10*
IL-4 level by splenocytes (pg/mL)	135 ± 40	165 ± 45	90 ± 30*
MDA levels in liver tissue (mol/mg protein)	0.12 ± 0.02*	0.325 ± 0.07	0.19 ± 0.03*
Hepatic vitamin E level (%) (aged unsupplemented =100)	200 ± 26*	100 ± 9	177 ± 3*

Data indicates mean \pm SD from 6 mice per group. * Shows the statistical significance compared to aged control determined by unpaired Students t-test.

5 Aged mice supplemented with feijoa fruit extract at a dosage of 1.8 mg/day showed a decrease in their IL-4 production by 44 % ($P < 0.01$) versus the aged unsupplemented group.

10 Aged mice supplemented with feijoa fruit extract showed a 20 % decrease in ConA stimulated splenic T-cell mitogenesis vs. aged mice not fed the feijoa fruit extract. Similarly, mice supplemented with feijoa fruit extract showed a 14 % decrease in LPS stimulated splenic B-cell mitogenesis. Aged animals often have spontaneously stimulated B-cells, which do not function as well as those in younger animals and also inhibit T-cells. Therefore, lowering mitogenesis or cell division by B-cells should be beneficial to host defenses.

15 Immunosenescence (deterioration of the immune system by age advancement) is a major contributing factor in survival to old age or premature death in humans and animals. Some of the adverse effects include dysregulated cell division of T- and B-lymphocytes upon stimulation by mitogens *in vitro*, or pathogens *in vivo* with altered cytokine production. In the present studies, B- and T-lymphocytes from aged mice divided less than those of young mice, and those

from aged mice fed the feijoa fruit extract. The key observations on regulatory cytokines include stimulation of INF- γ , TNF- α , - β and - γ , and IL-4 by consequences of immunosenescence in aging. The lowering of these cytokines due to consumption of dietary feijoa fruit extract suggests better overall immune regulation, which can provide improved disease resistance.

5

Immune regulation during immunosenescent T-cell immune dysfunction seems to be associated in part with the level of vitamin E. Vitamin E reverses age-associated defects in T-cells, particularly naïve T-cells whose levels are greatly reduced in aging. Vitamin E directly affects T-cells as well as PGE2 inhibition. Without wishing to be bound by theory, the applicant
 10 hypothesises that the beneficial effects of feijoa fruit extract supplementation that are observed on immunosenescence that cause T-cell immune dysfunction could be due, in part to its ability to conserve cellular vitamin E level. Aged mice supplemented with feijoa fruit extract showed a 77 % increase in the level of hepatic vitamin E when compared to the aged unsupplemented test group (Table 3). Feijoa fruit extract also lowered TNF- α which is known to be elevated in aging.
 15 Thus feijoa fruit extract has beneficial influence in moderating immune functions in the aged.

Example 4: Human clinical trial to measure hypertension, hyperlipidaemia, and hyperglycaemia

The study population consisted of men and women, 40 - 75 years of age, with non-insulin
 20 dependent Type-2 diabetes. Exclusion criteria included Type-1 diabetes; use of any supplements other than single daily multivitamin; having any major illness such as cancer, asthma, or heart failure; any previous cardiac events; pregnancy, or being a nursing mother. The protocol of this 12-week, randomised, double-blind, placebo-controlled trial was approved by the institutional review board at Mashad University and performed in accordance with the Declaration of
 25 Helsinki. Study subjects were recruited by the university diabetes clinic. All subjects gave written informed consent before participation in this research trial. Subjects were randomly assigned to receive either feijoa fruit extract (150 mg, once a day) in the form of a pill or a matched placebo, both of which remain constant throughout the study period. The feijoa extract was prepared according to the process set out in Example 1.

30 **Table 4 Feijoa fruit extract: Human participant study.**

	Placebo	Feijoa fruit extract
Number of participants	14	20
Male : female ratio	7:7	4:16

Age (years)	52.6	55.0
Weight (kg)	77.6	77.2
Height (cm)	164.4	158.6

Participants received 150 mg/person/day of the feijoa fruit extract. As shown in Table 4 above, the demographic and clinical characteristics are similar. Mean years of diabetes treatment was the same for both groups. 19 of the 20 subjects supplemented with feijoa extract used additional medication: 95% used a combination of Metformin and Glibenclamide with two participants using insulin. 13 of the 14 subjects in the placebo group used additional medication: 55% used Metformin and Glibenclamide, insulin (1 subject) or Atenolol.

Blood pressure and heart rate were recorded at baseline and after 12 weeks. Blood pressure and heart rate were measured on the left arm after 10 min rest. Korotkoff sounds I and V were taken as the systolic and diastolic blood pressures, respectively. Repeated readings were taken at 2-minute intervals for a total of 3 sitting measurements and the average was recorded. All treatments including anti-diabetic medications remained constant throughout the study period. Unused pills were collected and counted at monthly follow-up visits to assess participant compliance. Changes in concomitant medications and clinical adverse effects at follow up visits were investigated by questioning the participants, none were reported.

Analysis was performed according to the intention to treat principle. Thus all randomised patients who received at least one dose of study treatment and who have both a baseline and at least one post-baseline measurement were analysed. The data are expressed as mean \pm SEM. Statistical analyses are performed with SPSS™ version 11.5 (SPSS Institute, Chicago, Ill.) (Sprinthall R. C., Basic statistical analysis, Boston: Allyn and Bacon; 2003, 550-565). Chi-square test with Yates' correction is used for non-continuous variables for the prevalence study. Student's t-test is used to assess the statistical significance of the continuous variables. Comparable nonparametric test (Mann-Whitney U test) is substituted when tests for normality and equal variance failed. A value of $P < 0.05$ was used as a criterion for statistical significance. Trial participants showed no significant changes in the standard liver enzyme profile due to the feijoa fruit extract. In addition, there is no significant difference in serum creatinine, albumin, and urea (data not shown) due to the feijoa fruit extract. These data suggest no toxicity occurs.

Initial systolic blood pressure was comparable for the placebo group and the group supplemented with feijoa fruit extract. There were no significant differences observed in HDL cholesterol and diastolic blood pressure. The intake of the feijoa fruit extract induced a decrease in systolic

blood pressure in comparison with the placebo group which showed an increase ($P < 0.0776$). This indicated an improvement of systolic blood pressure control with feijoa fruit extract at the end of the 12 week trial period when compared to placebo (Table 5). Comparatively, diastolic blood pressure levels trended lower in the group receiving the feijoa fruit extract while the placebo group increased ($P < 0.35$).

Table 5 The effect of feijoa fruit extract in human subjects with Type-2 diabetes.

Variable	Placebo			Feijoa fruit extract		
	Baseline	Week 12	Change	Baseline	Week 12	Change
Triglycerides (mg/dL)	208.2 ± 23.5	241.9 ± 29.7	+33.6 ± 12.6	197.9 ± 28.1	159.8 ± 20.8*	-38.1 ± 20.9
Glucose (mg/dL)	168.4 ± 8.4	181.9 ± 10.3	+13.5 ± 30.7	184.0 ± 8.2	147.7 ± 8.0*†	-36.3 ± 2.7
HbA1c (%)	7.5 ± 0.4	8.1 ± 0.4	+0.49 ± 0.19	8.6 ± 0.3	7.7 ± 0.2*	-0.86 ± 0.14
LDL-cholesterol (mg/dL)	109.3 ± 37.2	116.1 ± 40.3	+6.8 ± 7.5	105.2 ± 15.2	87.2 ± 8.7	-18.1 ± 14.4
Serum cholesterol (mg/L)	194.8 ± 9.6	209.8 ± 10.1	15.0 ± 9.8	201.1 ± 9.9	183.6 ± 7.3	-17.5 ± 6.9
Systolic BP (mmHg)	144.2 ± 0.2	142.9 ± 0.5	+0.36 ± 1.5	144.3 ± 1	137.6 ± 1.3	-6.7 ± 2.7

Analysed by Student's *t*-test, * $P < .001$ compared with the baseline, † $P < .001$ compared with the placebo group.

Measurements were performed on serum samples after 8-hours of fasting at the baseline and after 12 weeks of treatment. Values are means ± SEM (n = 20 subjects in feijoa fruit extract group and 14 in placebo except for LDL-cholesterol when both groups are 6).

Supplementation with feijoa fruit extract also reduced the values of several serum variables which were used to assess the health status of diabetics. Subjects receiving the feijoa fruit extract showed a reduction in fasting serum glucose whereas the placebo group showed an increase ($P < 0.0001$) (Table 5). Significant changes to HbA1c levels were also observed by the 12th week of the trial. Mean HbA1c levels in the feijoa fruit extract treated group decreased while the levels in the placebo group increased ($P < 0.0001$) (Table 5). In addition, at the end of the 12-week trial period, patients supplemented with feijoa fruit extract show a marked decrease in serum triglycerides ($P < 0.0127$), serum total cholesterol ($P < 0.0887$) and LDL-cholesterol (P

< 0.157) (Table 5). In summary, these data show that feijoa fruit extract can improve diabetes control, reduce antihypertensive medicine use, and may favour a reduction in cardiovascular disease risk in individuals with Type-2 diabetes.

5 **Example 5: Obesity study using obese mice**

Male leptin-deficient (ob/ob) obese mice (5 weeks old, 26 ~ 33 g) and lean C57BL/6J wild type (WT) mice were purchased from SLC, Inc. (Hamamatsu, Japan). The mice were housed in temperature (22 ± 2 °C), humidity (50 ± 5 %) and light (12 hr light/dark cycles) controlled conditions. The animals were allowed to acclimatize for 1 week prior to experiments. Then the mice were randomly divided into three groups of 6 mice. Negative control (genetically normal control, C57BL/6J) and positive control (ob/ob control) groups were fed normal American Institute of Nutrition (AIN) 93M diet, and the other group was fed AIN93M diet containing feijoa extract at 300 mg / kg diet for 16 weeks. The feijoa fruit extract prepared in accordance with Example 1 was mixed homogenously into the powdered diet and the diet was given in the solid form. Body weight is measured at the beginning of the experiment and weekly intervals for the 16 week study period. The amount of food consumed by each group was recorded on a daily basis.

After 16 weeks on experimental diets, the mice were sacrificed and tissues are collected for analysis. Blood was collected, dispensed into serum tubes and centrifuged for 20 min at 1,600 rpm. The serum triglyceride and total cholesterol levels were analysed by commercial kits (Cayman Chemical, Ann Arbor, MI, USA) and high-density lipoprotein-cholesterol were measured fluorimetrically with quantitation kit (BioVision Research Products, Mountain View, CA, USA).

25 The changes in body weight during the experimental period due to the effect of feijoa fruit extract are shown in Table 6. Feijoa fruit extract supplementation significantly decreased the amount of weight gained by 24% when compared to the control in ob/ob mice. Throughout the experiment, the food intake was higher for the obese control group than in the control group. However, the obese mice in both the control group and feijoa fruit extract supplemented group consumed similar volumes of food. The food efficiency ratio significantly decreased in a feijoa fruit extract supplementation group compared to obese control group.

Table 6 Body Weight Changes in Obese Mice.

	Normal mice control	Ob/ob control (obese)	Feijoa fruit extract treated ob/ob mice
Initial body weight (g)	21.79±1.09*	32.45 ± 2.15	34.40 ± 1.96
Final body weight (g)	37.29 ± 3.11*	65.23 ± 3.97	59.05 ± 2.72*
Weight gain (g / day)	0.14 ± 0.03*	0.29 ± 0.05	0.22 ± 0.04*
Food Intake (g /day)	3.53 ± 0.35*	5.28 ± 0.39	4.89 ± 0.58
Food efficiency ratio (body weight gain/food intake) x 100	3.90 ± 0.49*	5.51 ± 0.57	4.49 ± 0.37*
Heart weight (g)	0.13 ± 0.01	0.13 ± 0.01	0.13 ± 0.01
Kidney weight (g)	0.22 ± 0.02*	0.27 ± 0.02	0.25 ± 0.02
Liver weight (g)	1.89 ± 0.17*	4.44 ± 0.39	3.97 ± 0.31*
Spleen weight (g)	0.07 ± 0.01	0.07 ± 0.01	0.06 ± 0.01
Retroperitoneal adipose tissue weight (g)	0.53± 0.19*	3.15 ± 0.46	2.63 ± 0.36
Epididymal adipose tissue weight (g)	1.58 ± 0.26*	4.23± 0.36	3.63 ± 0.43*

Values are means ± SD from 6 mice/ group. Mean with * indicates a significant difference at $p < 0.05$, compared to negative control.

- 5 In the feijoa fruit supplemented group, the weights of the heart, kidney, and spleen were not significantly different when compared to control group (Table 6). In mice supplemented with feijoa fruit extract, the weight of the liver was 10.6 % less than that of the control group. In order to examine the effect of feijoa supplementation on body fat accumulation, the weight of adipose tissue in ob/ob mice was measured. The weights of retroperitoneal and epididymal
- 10 adipose tissues were significantly higher in the ob/ob control group when compared to normal control mice. The weight of epididymal adipose tissue in the feijoa fruit extract group was significantly lower than the ob/ob control group. However, the supplementation of feijoa fruit

extract did not appear to have an effect on retroperitoneal adipose tissue in the feijoa fruit extract supplemented group when compared to the obese mice.

It was also found that the ob/ob control group had significantly elevated serum total cholesterol and triglyceride levels when compared to the normal control group. However, it was found that supplementation with feijoa fruit extract did not affect the serum total cholesterol and triglyceride levels. In addition, HDL-cholesterol levels were not changed by supplementation of feijoa fruit extract compared to ob/ob control group. Supplementation in the diet of obese mice with the feijoa fruit extract was found to reduce the hepatic total cholesterol level compared to the ob/ob control mice; however the hepatic triglyceride level was not affected.

Obese mice fed a diet supplemented with feijoa fruit extract did not gain as much body weight, showed a lower food efficiency ratio, and exhibited significant beneficial changes in hepatic total cholesterol levels. This tendency is presumed to relate to the suppression of lipid accumulation in adipose tissues. Thus, dietary supplementation of feijoa fruit extract may physically affect body weight gain and reduce fat tissue accumulation.

Example 6: Arthritis studies using collagen-induced arthritis mice.

Male DBA/1J mice (6 weeks old, 20~22g) were purchased from Japan SLC, Inc. (Shizoka, Japan). The mice were divided into 4 groups of 5 mice per group and were fed American Institute of Nutrition 93G diet and water *ad libitum* at a temperature of 25 °C at relative humidity of 55 %. Mice were maintained in a 12 hour light/dark cycle under specific pathogen-free conditions according to the institutional instructions of Kyung Hee University, Korea. All animal experiments were performed in accordance with ethical guidelines issued by the Animal Care and Use committee of the College of Medicine, Seoul National University (Seoul, Korea). The 4 groups were normal control (no collagen-induced arthritis, no dietary supplementation), negative control (collagen-induced arthritis receiving no dietary supplement), positive control (collagen-induced arthritis diet supplemented with 10 mg/kg methotrexate) and feijoa fruit extract supplemented (collagen-induced arthritis, diet supplemented with feijoa fruit extract powder). The body weights between the mice groups did not show any significant differences. There were no significant differences between the volumes of food and water that are consumed between the groups. This indicates that changes in experimental data were not due to either body weight or water and food consumption. An average 25g mouse consumed approximately 6g of diet per day, consuming 1.8 mg of feijoa fruit extract. Arthritis was induced by injecting 0.1 ml

of bovine Type II collagen (Chondrex, Inc., Redmond, WA, USA) was dissolved in 10mM acetic acid at concentration of 2 mg/mL by stirring overnight at 4°C. The collagen was emulsified in an equal volume of complete Freund's adjuvant containing *Mycobacterium tuberculosis* in an ice-cold water bath. Mice are injected subcutaneously at the base of the tail with 0.1 mL of emulsion. The mice were given a booster collagen injection on day 21 with incomplete Freund's adjuvant of 0.1 ml of emulsion. Clinical assessment of inflammation on the paws of the mice was visually performed 3 times weekly between day 56 and day 79 using a 4-point scale (0-4) for each paw (Table 1). The total score for clinical assessment was measured on each mouse (4 points per paw with maximum score of 16). A mouse modular treadmill with 10 inches of running surface made by Columbus Instruments (USA) was used. The speed is adjusted from 6-100 meters per minute to assess the mouse's maximum speed ability. Running speed and foot pressure measurements were performed 3 times weekly from day 56 until day 79. The mice were sacrificed at the end of the trial. The knees of the mice were removed, frozen, and later sectioned. They are stained with hematoxylin and eosin and photographed as shown in Figure 2. The hind paws are structurally assessed with X-ray micro computerised tomographic imaging within inflamed joints and are photographed with intensity shown in colour. They were perfused with radiopaque silicone rubber, the uptake of silicon is measured by X-ray micro CT at 21 µm resolution and images were analyzed in 3-D using custom software and laboratory micro-CT scanner consisting of a tungsten-anode X-ray tube with a relatively small focal spot (~10 µm), coupled to a high-resolution X-ray detector system (~50 µm pixel spacing). Uptake of the radiopaque silicone rubber reduces X-ray penetration and changes colour intensity.

The progression of arthritis was assessed by subjecting mice to a treadmill test and comparing the levels of inflammation between all groups (Table 7 and Table 8). Slower running speeds and lighter foot pressures are indicative of inflammation and an attempt by the mouse to reduce any pain. As shown in Table 7, subjects treated with feijoa fruit extract showed beneficial clinical scores when compared to the arthritic control and a similar value when compared to the methotrexate treated group. As expected, running speed was highest in normal control group, and lowest in the arthritis-induced control group (Table 8). Surprisingly and advantageously there was no significant difference between the methotrexate and the feijoa fruit extract treated group.

Table 7 Assessment of feijoa fruit extract on paw swelling in arthritis induced mice

	Normal control	Arthritic	Methotrexate	Feijoa fruit
--	----------------	-----------	--------------	--------------

		control	treated	extract
Clinical Score	11.2 ± 0.7*	5.5 ± 1.2	10.5 ± 0.7 *	9.5 ± 2.0 *

* indicates a statistical significance determined by student's t-test compared to arthritic control

Table 8 Effects of Feijoa fruit extract on running speed and foot pressure

Treadmill Results	Running Speed (mm/s)	Foot pressure
Normal control	133.05 ± 3.72 *	148.54 ± 2.39 *
Arthritic control	91.24 ± 2.59	136.89 ± 0.85
Methotrexate treated	121.36 ± 1.69 *	141.23 ± 5.28 *
Feijoa fruit extract	120.54 ± 5.42 *	143.97 ± 3.69 *

Values are means ± SD from 5 mice/group. * indicates a significant difference at $p < 0.05$, compared to negative control.

5

The mice were sacrificed at the end of the trial period and the joints examined for the progression of arthritis. Histological evaluation of the joint sections of CIA mice showed decreased synovial hyperplasia (an increase in destructive cytokine production in synovial fluid) (Figure 3). In contrast, the feijoa fruit extract and methotrexate treated groups had relatively normal joint structures with little soft tissue swelling (Figures 2, 3), while normal control showed no synovial thickening or inflammatory cell infiltration, and the joint structures were well maintained. Since synovial hyperplasia results in bone and cartilage erosion which can facilitate the onset of rheumatoid arthritis, the reduction observed in the feijoa extract supplemented mice compared to the arthritic control suggests that the extract is beneficial in reducing the effects and onset of rheumatoid arthritis.

Radiologic studies revealed that there was no evidence of joint deformity or soft tissue swelling in the normal control. Severe joint destruction along with soft tissue swelling was observed in the arthritic control group; however, members of the feijoa treated group have relatively normal joint structures with little soft tissue swelling which was comparable with the methotrexate group of mice.

To establish whether the protective effect of the feijoa fruit extract was related to the anti-inflammatory response observed in the CIA mice, pro-inflammatory cytokines (TNF- α , IL-2 and INF- γ) were investigated using the ELISA assay described in Example 3 (Table 9). It is well

25

known that such cytokines play crucial roles in joint destruction by damaging the synovial cells within the joint. Consequently, a reduction in synovial cells within the joint results in an increase in friction, which in turn, results in inflammation and the potential development of arthritis. As shown in Table 9, the feijoa fruit extract treated group had significantly lower levels of pro-inflammatory cytokines when compared to the arthritic control and showed comparable values when compared to mice treated with methotrexate. Supplementation with feijoa fruit extract resulted in significant decreases in IL-2 and IFN- γ levels by 48 % and 40 % respectively when compared to the arthritic control group, indicating reduced destruction within the joint.

10 **Table 9 Cytokine data for CIA mice.**

	Normal control	Arthritic control	Methotrexate treated	Feijoa fruit extract
TNF-α level by splenocytes (pg/mL)	200 \pm 22	536 \pm 60	255 \pm 15 *	233 \pm 46 *
IL-2 level by splenocytes (pg/mL)	50 \pm 16	151 \pm 12	104 \pm 10	90 \pm 8 *
IFN-γ level by splenocytes (pg/mL)	76 \pm 12	394 \pm 76	182 \pm 21 *	200 \pm 14 *

Values are means \pm SD from 5 mice/group. Mean with * indicates a significant difference at $p < 0.05$, compared to arthritic control.

Although the invention has been described by way of example, it should be appreciated that variations and modifications may be made without departing from the scope of the invention. Furthermore, where known equivalents exist to specific features, such equivalents are incorporated as if specifically referred to in the specification.

CLAIMS

1. A feijoa fruit extract, for use in:
 - (i) preventing or reducing obesity in a patient;
 - (ii) preventing or treating hyperglycaemia in a patient; or
 - (iii) preventing or ameliorating the symptoms of diabetes in a patient associated with hyperglycaemia.

2. The feijoa fruit extract, for use according to claim 1, wherein the patient's serum glucose levels are lowered.

3. The feijoa fruit extract, for use according to claim 2, wherein the patient's HbA1c levels are reduced.

4. The feijoa fruit extract, for use according to any one of claims 1 to 3, wherein the patient is a human patient with Type-2 diabetes.

5. The feijoa fruit extract, for use according to any one claims 1 to 4, wherein the feijoa fruit extract comprises at least one compound, the compound being catechin, epicatechin, gallic acid, proanthocyanidins, flavone, or ellagitannins.

6. The feijoa fruit extract for use according to any one of claims 1 to 4, wherein the feijoa fruit extract comprises two or more compounds, the compounds being catechin, epicatechin, gallic acid, proanthocyanidins, flavone, or ellagitannins.

7. The feijoa fruit extract, for use according to claim 5 or 6, wherein the ellagitannins comprise ellagic acid or pedunculagin.

8. The feijoa fruit extract, for use according to claim 7, which comprises flavone and/or pedunculagin.

9. The feijoa fruit extract, for use according to any one of claims 1 to 8, wherein the feijoa fruit extract comprises:
 - (a) 40 to 70 wt% oligomeric proanthocyanidins and 10 to 20 wt % ellagitannins, on a dry weight basis; or
 - (b) 40 to 70 wt% oligomeric proanthocyanidins and 10 to 20 wt % ellagitannins on a total polyphenol basis.

10. The feijoa fruit extract, for use according to any one of claims 1 to 9, comprising
 - (a) 50 to 60 wt% oligomeric proanthocyanidins and
 - (i) 10 to 20 wt % ellagitannins, on a dry weight basis; or
 - (ii) 10 to 20 wt % ellagitannins, on a total polyphenol basis.

11. The feijoa fruit extract, for use according to any one of claims 1 to 10, which comprises at least 70 wt% polyphenol compounds.

12. The feijoa fruit extract, for use according to any one of claims 1 to 11, which comprises at least 80 wt% polyphenol compounds.

13. The feijoa fruit extract, for use according to any one of claims 1 to 12, which is prepared by extraction with water or an alcohol or by extraction with water and an alcohol.

14. The feijoa fruit extract, for use according to claim 13, wherein the alcohol is methanol or ethanol.

15. The feijoa fruit extract, for use according to any one of claims 1 to 14, which is prepared by a method including the steps of:
 - (i) contacting whole feijoa fruit, and/or feijoa fruit skin, and/or feijoa fruit pulp and/or residues of feijoa fruit from feijoa fruit juicing, with water or an alcohol or a combination of water and alcohol to provide an aqueous extract or aqueous/hydrophilic organic extract and a solid residue;
 - (ii) separating the aqueous extract or aqueous/organic extract from the solid residue to give a crude aqueous extract or aqueous/organic feijoa fruit extract;

- (iii) evaporating the crude aqueous extract or aqueous/organic feijoa fruit extract from step (ii) to give a substantially aqueous feijoa fruit extract concentrate and a precipitate;
 - (iv) separating the substantially aqueous feijoa fruit extract concentrate from the precipitate; and
 - (v) fractionating the substantially aqueous feijoa fruit extract concentrate from step (iv) to concentrate at least one component thereof.
16. The feijoa fruit extract, for use according to claim 15, wherein the alcohol is methanol or ethanol.
17. A feijoa fruit extract, for use in:
- (i) preventing or treating hyperglycaemia or preventing or ameliorating the symptoms of diabetes associated with hyperglycaemia, wherein the feijoa fruit extract is a whole fruit extract, which is prepared by extraction with water or an alcohol or extraction with a combination of an alcohol and water; and
 - (ii) preventing or reducing obesity, wherein the feijoa fruit extract is a whole fruit extract, which is prepared by extraction with water or an alcohol or extraction with a combination of alcohol and water.
18. The feijoa fruit extract, for use according to claim 17, wherein the alcohol is methanol or ethanol.
19. A dosage unit for
- (i) treating or preventing Type-2 diabetes in a patient, or treating or preventing hyperglycaemia in a patient, wherein the dosage unit comprises about 50 mg to about 500 mg feijoa fruit extract, and wherein the feijoa fruit extract is formulated as a powder; or
 - (ii) reducing or preventing obesity in a patient, wherein the dosage unit comprises about 50 mg to about 500 mg feijoa fruit extract, and wherein the feijoa fruit extract is formulated as a powder.
20. The dosage unit according to claim 19 comprising the feijoa fruit extract as defined in any one of claims 1 to 18.

21. A nutraceutical or pharmaceutical composition comprising the feijoa fruit extract for use as defined in any one of claims 1 to 18, and one or more nutraceutical or pharmaceutically acceptable excipients.

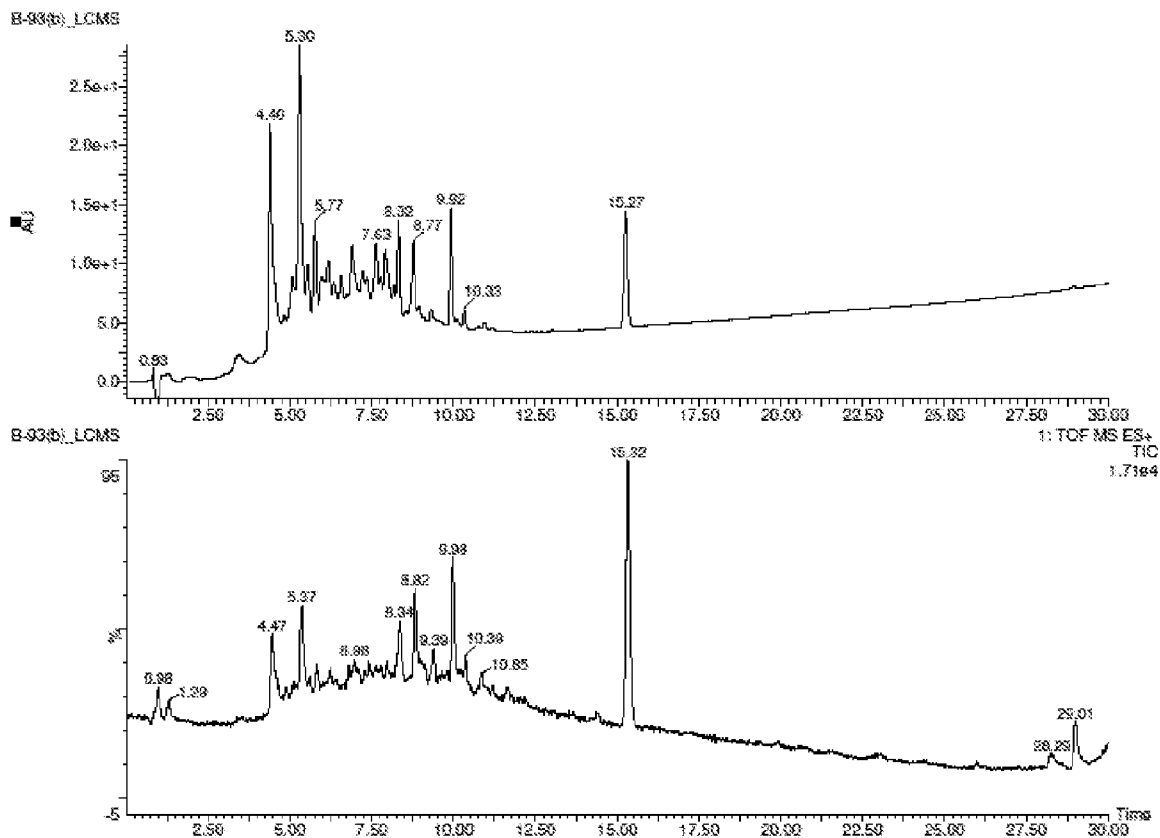
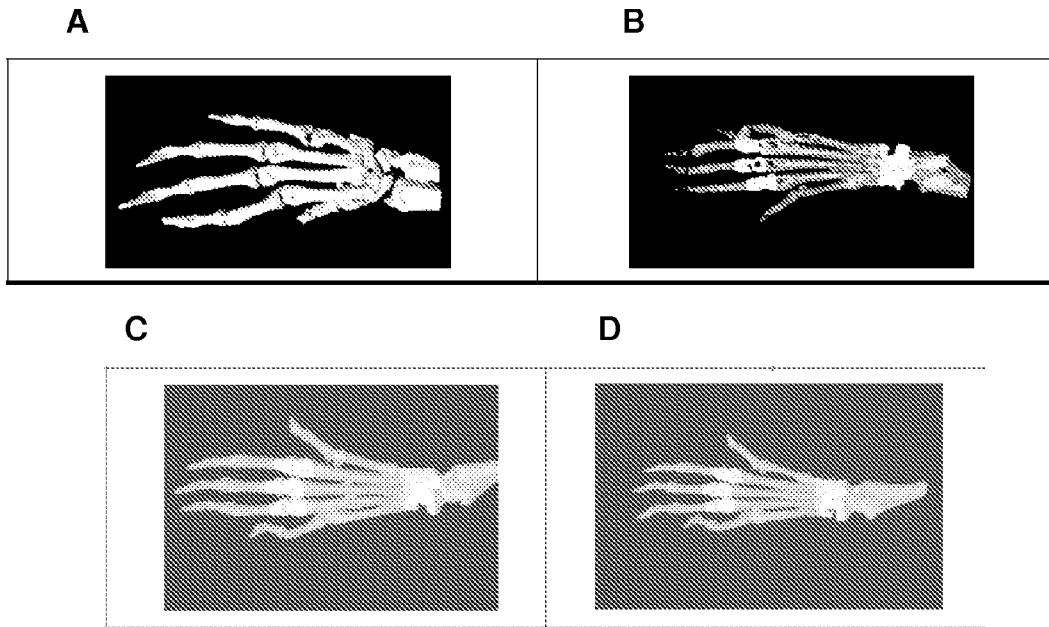


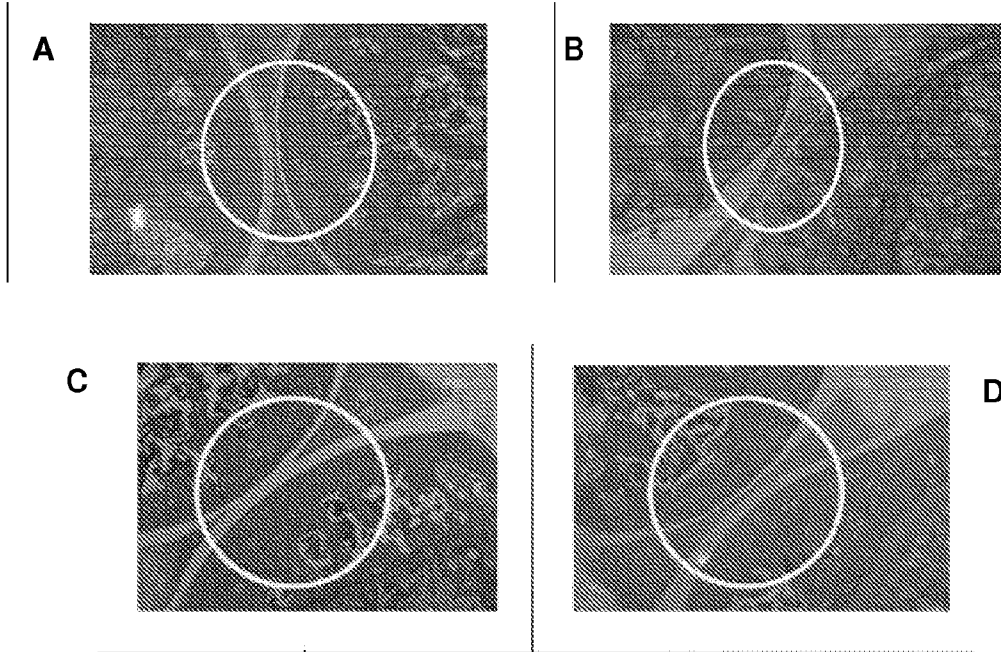
Figure 1



5

Figure 2

10



5

Figure 3