

(19) **DANMARK**

(10) **DK/EP 2686313 T3**



(12)

Oversættelse af
europæisk patentskrift

Patent- og
Varemærkestyrelsen

-
- (51) Int.Cl.: *C 07 D 401/14 (2006.01)* *A 61 K 31/4184 (2006.01)* *A 61 P 25/28 (2006.01)*
C 07 D 403/04 (2006.01) *C 07 D 413/14 (2006.01)* *C 07 D 417/14 (2006.01)*
- (45) Oversættelsen bekendtgjort den: **2016-05-02**
- (80) Dato for Den Europæiske Patentmyndigheds bekendtgørelse om meddelelse af patentet: **2016-02-03**
- (86) Europæisk ansøgning nr.: **12709323.5**
- (86) Europæisk indleveringsdag: **2012-03-16**
- (87) Den europæiske ansøgnings publiceringsdag: **2014-01-22**
- (86) International ansøgning nr.: **EP2012054631**
- (87) Internationalt publikationsnr.: **WO2012123563**
- (30) Prioritet: **2011-03-16 US 201161453333 P**
- (84) Designerede stater: **AL AT BE BG CH CY CZ DE DK EE ES FI FR GB GR HR HU IE IS IT LI LT LU LV MC MK MT NL NO PL PT RO RS SE SI SK SM TR**
- (73) Patenthaver: **Probiodrug AG, Weinbergweg 22, 06120 Halle/Saale, Tyskland**
- (72) Opfinder: **HEISER, Ulrich, Franz-Schubert-Strasse 5, 06108 Halle/Saale, Tyskland**
RAMSBECK, Daniel, Laurentiusstrasse 17, 06108 Halle / Saale, Tyskland
- (74) Fuldmægtig i Danmark: **Awapatent A/S, Rigensgade 11, 1316 København K, Danmark**
- (54) Benævnelse: **BENZIMIDAZOLDERIVATER SOM INHIBITORER AF GLUTAMINYLCYCLASE**
- (56) Fremdragne publikationer:
WO-A1-2008/055945
WO-A1-2008/055947
WO-A1-2011/029920
WO-A1-2011/110613

DESCRIPTION

Field of the invention

[0001] The invention relates to novel heterocyclic derivatives as inhibitors of glutaminyl cyclase (QC, EC 2.3.2.5). QC catalyzes the intramolecular cyclization of N-terminal glutamine residues into pyroglutamic acid (5-oxo-prolyl, pGlu*) under liberation of ammonia and the intramolecular cyclization of N-terminal glutamate residues into pyroglutamic acid under liberation of water.

Background of the invention

[0002] Glutaminyl cyclase (QC, EC 2.3.2.5) catalyzes the intramolecular cyclization of N-terminal glutamine residues into pyroglutamic acid (pGlu*) liberating ammonia. A QC was first isolated by Messer from the latex of the tropical plant *Carica papaya* in 1963 (Messer, M. 1963 Nature 4874, 1299). 24 years later, a corresponding enzymatic activity was discovered in animal pituitary (Busby, W. H. J. et al. 1987 J Biol Chem 262, 8532-8536; Fischer, W. H. and Spiess, J. 1987 Proc Natl Acad Sci U S A 84, 3628-3632). For the mammalian QC, the conversion of Gin into pGlu by QC could be shown for the precursors of TRH and GnRH (Busby, W. H. J. et al. 1987 J Biol Chem 262, 8532-8536; Fischer, W. H. and Spiess, J. 1987 Proc Natl Acad Sci U S A 84, 3628-3632). In addition, initial localization experiments of QC revealed a co-localization with its putative products of catalysis in bovine pituitary, further improving the suggested function in peptide hormone synthesis (Bockers, T. M. et al. 1995 J Neuroendocrinol 7, 445-453). In contrast, the physiological function of the plant QC is less clear. In the case of the enzyme from *C. papaya*, a role in the plant defense against pathogenic microorganisms was suggested (El Moussaoui, A. et al. 2001 Cell Mol Life Sci 58, 556-570). Putative QCs from other plants were identified by sequence comparisons recently (Dahl, S. W. et al. 2000 Protein Expr Purif 20, 27-36). The physiological function of these enzymes, however, is still ambiguous.

[0003] The QCs known from plants and animals show a strict specificity for L-Glutamine in the N-terminal position of the substrates and their kinetic behavior was found to obey the Michaelis-Menten equation (Pohl, T. et al. 1991 Proc Natl Acad Sci U S A 88, 10059-10063; Consalvo, A. P. et al. 1988 Anal Biochem 175, 131-138; Gololobov, M. Y. et al. 1996 Biol Chem Hoppe Seyler 377, 395-398). A comparison of the primary structures of the QCs from *C. papaya* and that of the highly conserved QC from mammals, however, did not reveal any sequence homology (Dahl, S. W. et al. 2000 Protein Expr Purif 20, 27-36). Whereas the plant QCs appear to belong to a new enzyme family (Dahl, S. W. et al. 2000 Protein Expr Purif 20, 27-36), the mammalian QCs were found to have a pronounced sequence homology to bacterial aminopeptidases (Bateman, R. C. et al. 2001 Biochemistry 40, 11246-11250), leading to the conclusion that the QCs from plants and animals have different evolutionary origins.

[0004] Recently, it was shown that recombinant human QC as well as QC-activity from brain extracts catalyze both, the N-terminal glutaminyl as well as glutamate cyclization. Most striking is the finding, that cyclase-catalyzed Glu₁-conversion is favored around pH 6.0 while Gln₁-conversion to pGlu-derivatives occurs with a pH-optimum of around 8.0. Since the formation of pGlu-A β -related peptides can be suppressed by inhibition of recombinant human QC and QC-activity from pig pituitary extracts, the enzyme QC is a target in drug development for treatment of Alzheimer's disease.

[0005] Inhibitors of QC are described in WO 2004/098625, WO 2004/098591, WO 2005/039548, WO 2005/075436, WO 2008/055945, WO 2008/055947, WO 2008/055950 and WO2008/065141.

[0006] EP 02 011 349.4 discloses polynucleotides encoding insect glutaminyl cyclase, as well as polypeptides encoded thereby and their use in methods of screening for agents that reduce glutaminyl cyclase activity. Such agents are useful as pesticides.

[0007] WO 2008/055955 relates to 3-hydroxy-1,5-dihydro-pyrrol-2-one derivatives as inhibitors of glutaminyl cyclase for the treatment of ulcer, cancer and other diseases. The pyrrol-2-one ring of the compounds of WO 2008/055955 is substituted in position 3 by an hydroxy radical while in the compounds formula (I) of the present application, the corresponding position is unsubstituted. Furthermore, the definition of the substituent attached in position 4 of the pyrrol-2-one ring of the compounds formula (I) of the present application, i.e. group R₂, is different from the definition of the corresponding radical of WO 2008/055955 (group R₃).

[0008] WO 2008/055947 discloses inhibitors of glutaminyl cyclase, which do not have a pyrrol-2-one moiety.

[0009] WO 2011/029920 and WO 2011/110613 disclose heterocyclic derivatives as inhibitors of glutaminyl cyclase.

Definitions

[0010] The terms " k_i " or " k_l " and " K_D " are binding constants, which describe the binding of an inhibitor to and the subsequent release from an enzyme. Another measure is the " IC_{50} " value, which reflects the inhibitor concentration, which at a given substrate concentration results in 50 % enzyme activity.

[0011] The term "DP IV-inhibitor" or "dipeptidyl peptidase IV inhibitor" is generally known to a person skilled in the art and means enzyme inhibitors, which inhibit the catalytic activity of DP IV or DP IV-like enzymes.

[0012] "DP IV-activity" is defined as the catalytic activity of dipeptidyl peptidase IV (DP IV) and DP IV-like enzymes. These enzymes are post-proline (to a lesser extent post-alanine, post-serine or post-glycine) cleaving serine proteases found in various tissues of the body of a mammal including kidney, liver, and intestine, where they remove dipeptides from the N-terminus of biologically active peptides with a high specificity when proline or alanine form the residues that are adjacent to the N-terminal amino acid in their sequence.

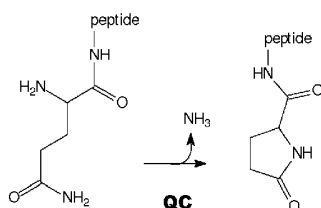
[0013] The term "PEP-inhibitor" or "prolyl endopeptidase inhibitor" is generally known to a person skilled in the art and means enzyme inhibitors, which inhibit the catalytic activity of prolyl endopeptidase (PEP, prolyl oligopeptidase, POP).

[0014] "PEP-activity" is defined as the catalytic activity of an endoprotease that is capable to hydrolyze post proline bonds in peptides or proteins where the proline is in amino acid position 3 or higher counted from the N-terminus of a peptide or protein substrate.

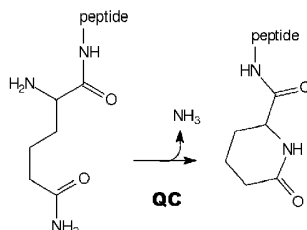
[0015] The term "QC" as used herein comprises glutaminyl cyclase (QC) and QC-like enzymes. QC and QC-like enzymes have identical or similar enzymatic activity, further defined as QC activity. In this regard, QC-like enzymes can fundamentally differ in their molecular structure from QC. Examples of QC-like enzymes are the glutaminyl-peptide cyclotransferase-like proteins (QPCTLs) from human (GenBank NM_017659), mouse (GenBank BC058181), *Macaca fascicularis* (GenBank AB168255), *Macaca mulatta* (GenBank XM_001110995), *Canis familiaris* (GenBank XM_541552), *Rattus norvegicus* (GenBank XM_001066591), *Mus musculus* (GenBank BC058181) and *Bos taurus* (GenBank BT026254).

[0016] The term "QC activity" as used herein is defined as intramolecular cyclization of N-terminal glutamine residues into pyroglutamic acid (pGlu*) or of N-terminal L-homoglutamine or L- β -homoglutamine to a cyclic pyro-homoglutamine derivative under liberation of ammonia. See therefore schemes 1 and 2.

Scheme 1: Cyclization of glutamine by QC



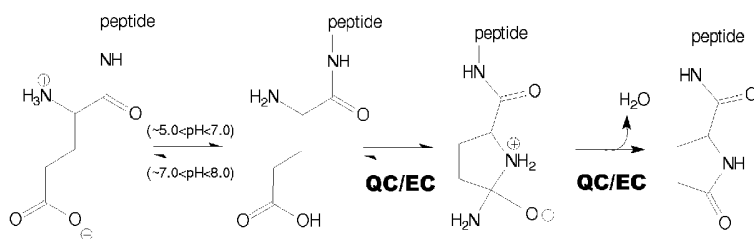
Scheme 2: Cyclization of L-homoglutamine by QC



[0017] The term "EC" as used herein comprises the activity of QC and QC-like enzymes as glutamate cyclase (EC), further defined as EC activity.

[0018] The term "EC activity" as used herein is defined as intramolecular cyclization of N-terminal glutamate residues into pyroglutamic acid (pGlu*) by QC. See therefore scheme 3.

Scheme 3: N-terminal cyclization of uncharged glutamyl peptides by QC (EC)



[0019] The term "QC-inhibitor" "glutaminy cyclase inhibitor" is generally known to a person skilled in the art and means enzyme inhibitors, which inhibit the catalytic activity of glutaminy cyclase (QC) or its glutamyl cyclase (EC) activity.

Potency of QC inhibition

[0020] In light of the correlation with QC inhibition, in preferred embodiments, the subject method and medical use utilize an agent with an IC₅₀ for QC inhibition of 10 μ M or less, more preferably of 1 μ M or less, even more preferably of 0.1 μ M or less or 0.01 μ M or less, or most preferably 0.001 μ M or less. Indeed, inhibitors with K_i values in the lower micromolar, preferably the nanomolar and even more preferably the picomolar range are contemplated. Thus, while the active agents are described herein, for convenience, as "QC inhibitors", it will be understood that such nomenclature is not intending to limit the subject of the invention to a particular mechanism of action.

Molecular weight of QC inhibitors

[0021] In general, the QC inhibitors of the subject method or medical use will be small molecules, e.g., with molecular weights of 500 g/mole or less, 400 g/mole or less, preferably of 350 g/mole or less, and even more preferably of 300 g/mole or less and even of 250 g/mole or less.

[0022] The term "subject" as used herein, refers to an animal, preferably a mammal, most preferably a human, who has been the object of treatment, observation or experiment.

[0023] The term "therapeutically effective amount" as used herein, means that amount of active compound or pharmaceutical agent that elicits the biological or medicinal response in a tissue system, animal or human being sought by a researcher, veterinarian, medical doctor or other clinician, which includes alleviation of the symptoms of the disease or disorder being treated.

[0024] As used herein, the term "pharmaceutically acceptable" embraces both human and veterinary use. For example the term "pharmaceutically acceptable" embraces a veterinarily acceptable compound or a compound acceptable in human medicine and health care.

[0025] Throughout the description and the claims the expression "alkyl", unless specifically limited, denotes a C₁₋₁₂ alkyl group, suitably a C₁₋₈ alkyl group, e.g. C₁₋₆ alkyl group, e.g. C₁₋₄ alkyl group. Alkyl groups may be straight chain or branched. Suitable alkyl groups include, for example, methyl, ethyl, propyl (e.g. n-propyl and isopropyl), butyl (e.g. n-butyl, iso-butyl, sec-butyl and tert-butyl), pentyl (e.g. n-pentyl), hexyl (e.g. n-hexyl), heptyl (e.g. n-heptyl) and octyl (e.g. n-octyl). The expression "alk", for example in the expressions "alkoxy", "haloalkyl" and "thioalkyl" should be interpreted in accordance with the definition of "alkyl". Exemplary alkoxy groups include methoxy, ethoxy, propoxy (e.g. n-propoxy), butoxy (e.g. n-butoxy), pentoxy (e.g. n-pentoxy), hexoxy (e.g. n-hexoxy), heptoxy (e.g. n-heptoxy) and octoxy (e.g. n-octoxy). Exemplary thioalkyl groups include methylthio-. Exemplary haloalkyl groups include fluoroalkyl e.g. CF₃.

[0026] The expression "alkenyl", unless specifically limited, denotes a C₂₋₁₂ alkenyl group, suitably a C₂₋₆ alkenyl group, e.g. a

C₂₋₄ alkenyl group, which contains at least one double bond at any desired location and which does not contain any triple bonds. Alkenyl groups may be straight chain or branched. Exemplary alkenyl groups including one double bond include propenyl and butenyl. Exemplary alkenyl groups including two double bonds include pentadienyl, e.g. (1 E, 3E)-pentadienyl.

[0027] The expression "alkynyl", unless specifically limited, denotes a C₂₋₁₂ alkynyl group, suitably a C₂₋₆ alkynyl group, e.g. a C₂₋₄ alkynyl group, which contains at least one triple bond at any desired location and may or may not also contain one or more double bonds. Alkynyl groups may be straight chain or branched. Exemplary alkynyl groups include propynyl and butynyl.

[0028] The expression "alkylene" denotes a chain of formula -(CH₂)_n- wherein n is an integer e.g. 2-5, unless specifically limited.

[0029] The expression "cycloalkyl", unless specifically limited, denotes a C₃₋₁₀ cycloalkyl group (i.e. 3 to 10 ring carbon atoms), more suitably a C₃₋₈ cycloalkyl group, e.g. a C₃₋₆ cycloalkyl group. Exemplary cycloalkyl groups include cyclopropyl, cyclobutyl, cyclopentyl, cyclohexyl, cycloheptyl and cyclooctyl. A most suitable number of ring carbon atoms is three to six.

[0030] The expression "heterocyclyl", unless specifically limited, refers to a carbocyclyl group wherein one or more (e.g. 1, 2 or 3) ring atoms are replaced by heteroatoms selected from N, S and O. A specific example of a heterocyclyl group is a cycloalkyl group (e.g. cyclopentyl or more particularly cyclohexyl) wherein one or more (e.g. 1, 2 or 3, particularly 1 or 2, especially 1) ring atoms are replaced by heteroatoms selected from N, S or O. Exemplary heterocyclyl groups containing one hetero atom include pyrrolidine, tetrahydrofuran and piperidine, and exemplary heterocyclyl groups containing two hetero atoms include morpholine, piperazine, dioxolane and dioxane. A further specific example of a heterocyclyl group is a cycloalkenyl group (e.g. a cyclohexenyl group) wherein one or more (e.g. 1, 2 or 3, particularly 1 or 2, especially 1) ring atoms are replaced by heteroatoms selected from N, S and O. An example of such a group is dihydropyranyl (e.g. 3,4-dihydro-2H-pyran-2-yl-).

[0031] The expression "aryl", unless specifically limited, denotes a C₆₋₁₂ aryl group, suitably a C₆₋₁₀ aryl group, more suitably a C₆₋₈ aryl group. Aryl groups will contain at least one aromatic ring (e.g. one, two or three rings). An example of a typical aryl group with one aromatic ring is phenyl. An example of a typical aryl group with two aromatic rings is naphthyl.

[0032] The expression "heteroaryl", unless specifically limited, denotes an aryl residue, wherein one or more (e.g. 1, 2, 3, or 4, suitably 1, 2 or 3) ring atoms are replaced by heteroatoms selected from N, S and O, or else a 5-membered aromatic ring containing one or more (e.g. 1, 2, 3, or 4, suitably 1, 2 or 3) ring atoms selected from N, S and O. Exemplary monocyclic heteroaryl groups having one heteroatom include: five membered rings (e.g. pyrrole, furan, thiophene); and six membered rings (e.g. pyridine, such as pyridin-2-yl, pyridin-3-yl and pyridin-4-yl). Exemplary monocyclic heteroaryl groups having two heteroatoms include: five membered rings (e.g. pyrazole, oxazole, isoxazole, thiazole, isothiazole, imidazole, such as imidazol-1-yl, imidazol-2-yl, imidazol-4-yl); six membered rings (e.g. pyridazine, pyrimidine, pyrazine). Exemplary monocyclic heteroaryl groups having three heteroatoms include: 1,2,3-triazole and 1,2,4-triazole. Exemplary monocyclic heteroaryl groups having four heteroatoms include tetrazole. Exemplary bicyclic heteroaryl groups include: indole (e.g. indol-6-yl), benzofuran, benzthiophene, quinoline, isoquinoline, indazole, benzimidazole, benzthiazole, quinazoline and purine.

[0033] The expression "-alkylaryl", unless specifically limited, denotes an aryl residue which is connected via an alkylene moiety e.g. a C₁₋₄alkylene moiety.

[0034] The expression "-alkylheteroaryl", unless specifically limited, denotes a heteroaryl residue which is connected via an alkylene moiety e.g. a C₁₋₄alkylene moiety.

[0035] The term "halogen" or "halo" comprises fluorine (F), chlorine (Cl) and bromine (Br).

[0036] The term "amino" refers to the group -NH₂.

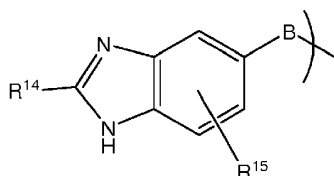
[0037] The term "phenyl substituted by phenyl" refers to biphenyl.

[0038] The term "

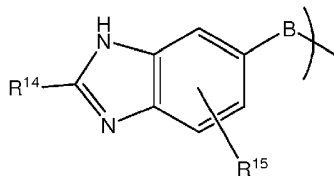


" denotes a single bond where the stereochemistry is not defined.

[0039] When benzimidazolyl is shown as benzimidazol-5-yl, which is represented as:



the person skilled in the art will appreciate that benzimidazol-6-yl, which is represented as:



is an equivalent structure. As employed herein, the two forms of benzimidazolyl are covered by the term "benzimidazol-5-yl".

Stereoisomers:

[0040] All possible stereoisomers of the claimed compounds are included in the present invention.

[0041] Where the compounds according to this invention have at least one chiral center, they may accordingly exist as enantiomers. Where the compounds possess two or more chiral centers, they may additionally exist as diastereomers. It is to be understood that all such isomers and mixtures thereof are encompassed within the scope of the present invention.

Preparation and isolation of stereoisomers:

[0042] Where the processes for the preparation of the compounds according to the invention give rise to a mixture of stereoisomers, these isomers may be separated by conventional techniques such as preparative chromatography. The compounds may be prepared in racemic form, or individual enantiomers may be prepared either by enantiospecific synthesis or by resolution. The compounds may, for example, be resolved into their components enantiomers by standard techniques, such as the formation of diastereomeric pairs by salt formation with an optically active acid, such as (-)-di-p-toluoyl-d-tartaric acid and/or (+)-di-p-toluoyl-l-tartaric acid followed by fractional crystallization and regeneration of the free base. The compounds may also be resolved by formation of diastereomeric esters or amides, followed by chromatographic separation and removal of the chiral auxiliary. Alternatively, the compounds may be resolved using a chiral HPLC column.

Pharmaceutically acceptable salts:

[0043] In view of the close relationship between the free compounds and the compounds in the form of their salts or solvates, whenever a compound is referred to in this context, a corresponding salt, solvate or polymorph is also intended, provided such is possible or appropriate under the circumstances.

[0044] Salts and solvates of the compounds of formula (I) and physiologically functional derivatives thereof which are suitable for use in medicine are those wherein the counter-ion or associated solvent is pharmaceutically acceptable. However, salts and solvates having non-pharmaceutically acceptable counter-ions or associated solvents are within the scope of the present invention, for example, for use as intermediates in the preparation of other compounds and their pharmaceutically acceptable salts and solvates.

[0045] Suitable salts according to the invention include those formed with both organic and inorganic acids or bases. Pharmaceutically acceptable acid addition salts include those formed from hydrochloric, hydrobromic, sulfuric, nitric, citric, tartaric, phosphoric, lactic, pyruvic, acetic, trifluoroacetic, triphenylacetic, sulfamic, sulfanilic, succinic, oxalic, fumaric, maleic, malic, mandelic, glutamic, aspartic, oxaloacetic, methanesulfonic, ethanesulfonic, arylsulfonic (for example p-toluenesulfonic, benzenesulfonic, naphthalenesulfonic or naphthalenedisulfonic), salicylic, glutaric, gluconic, tricarballic, cinnamic, substituted cinnamic (for example, phenyl, methyl, methoxy or halo substituted cinnamic, including 4-methyl and 4-methoxycinnamic acid), ascorbic, oleic, naphthoic, hydroxynaphthoic (for example 1- or 3-hydroxy-2-naphthoic), naphthaleneacrylic (for example naphthalene-2-acrylic), benzoic, 4-methoxybenzoic, 2- or 4-hydroxybenzoic, 4-chlorobenzoic, 4-phenylbenzoic, benzeneacrylic

(for example 1,4-benzenediacrylic), isethionic acids, perchloric, propionic, glycolic, hydroxyethanesulfonic, pamoic, cyclohexanesulfamic, salicylic, saccharinic and trifluoroacetic acid. Pharmaceutically acceptable base salts include ammonium salts, alkali metal salts such as those of sodium and potassium, alkaline earth metal salts such as those of calcium and magnesium and salts with organic bases such as dicyclohexylamine and *N*-methyl-D-glucamine.

[0046] All pharmaceutically acceptable acid addition salt forms of the compounds of the present invention are intended to be embraced by the scope of this invention.

Polymorph crystal forms:

[0047] Furthermore, some of the crystalline forms of the compounds may exist as polymorphs and as such are intended to be included in the present invention. In addition, some of the compounds may form solvates with water (i.e. hydrates) or common organic solvents, and such solvates are also intended to be encompassed within the scope of this invention. The compounds, including their salts, can also be obtained in the form of their hydrates, or include other solvents used for their crystallization.

[0048] Prodrugs:

[0049] The present disclosure further relates to prodrugs of the compounds of this invention. In general, such prodrugs will be functional derivatives of the compounds which are readily convertible *in vivo* into the desired therapeutically active compound. Furthermore, in the present disclosure, the term "administering" shall encompass the use of prodrug versions of one or more of the claimed compounds in the treatment of the various disorders described, but which converts to the above specified compound *in vivo* after administration to the subject.

[0050] Conventional procedures for the selection and preparation of suitable prodrug derivatives are described, for example, in "Design of Prodrugs", ed. H. Bundgaard, Elsevier, 1985.

Protective Groups:

[0051] During any of the processes for preparation of the compounds of the present invention, it may be necessary and/or desirable to protect sensitive or reactive groups on any of the molecules concerned. This may be achieved by means of conventional protecting groups, such as those described in Protective Groups in Organic Chemistry, ed. J.F.W. McOmie, Plenum Press, 1973; and T.W. Greene & P.G.M. Wuts, Protective Groups in Organic Synthesis, John Wiley & Sons, 1991. The protecting groups may be removed at a convenient subsequent stage using methods known from the art.

[0052] As used herein, the term "composition" is intended to encompass a product comprising the claimed compounds in the therapeutically effective amounts, as well as any product which results, directly or indirectly, from combinations of the claimed compounds.

Carriers and Additives for galenic formulations:

[0053] Thus, for liquid oral preparations, such as for example, suspensions, elixirs and solutions, suitable carriers and additives may advantageously include water, glycols, oils, alcohols, flavoring agents, preservatives, coloring agents and the like; for solid oral preparations such as, for example, powders, capsules, gelcaps and tablets, suitable carriers and additives include starches, sugars, diluents, granulating agents, lubricants, binders, disintegrating agents and the like.

[0054] Carriers, which can be added to the mixture, include necessary and inert pharmaceutical excipients, including, but not limited to, suitable binders, suspending agents, lubricants, flavorants, sweeteners, preservatives, coatings, disintegrating agents, dyes and coloring agents.

[0055] Soluble polymers as targetable drug carriers can include polyvinylpyrrolidone, pyran copolymer, polyhydroxypropylmethacrylamidephenol, polyhydroxyethylaspartamide-phenol, or polyethyleneoxidepolylysine substituted with palmitoyl residue. Furthermore, the compounds of the present invention may be coupled to a class of biodegradable polymers useful in achieving controlled release of a drug, for example, polyactic acid, polyepsilon caprolactone, polyhydroxy butyric acid, polyorthoesters, polyacetals, polydihydropyrans, polycyanoacrylates and cross-linked or amphipathic block copolymers of

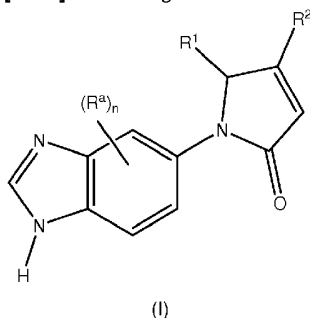
hydrogels.

[0056] Suitable binders include, without limitation, starch, gelatin, natural sugars such as glucose or betalactose, corn sweeteners, natural and synthetic gums such as acacia, tragacanth or sodium oleate, sodium stearate, magnesium stearate, sodium benzoate, sodium acetate, sodium chloride and the like.

[0057] Disintegrators include, without limitation, starch, methyl cellulose, agar, bentonite, xanthan gum and the like.

Summary of the invention

[0058] According to the invention there is provided a compound of formula (I):



or a pharmaceutically acceptable salt, solvate or polymorph thereof, including all tautomers and stereoisomers thereof wherein:

R^1 represents hydrogen, halogen, $-C_{1-6}$ alkyl, C_{2-6} alkenyl, C_{2-6} alkynyl, -aryl, $-C_{1-6}$ alkylaryl, -cycloalkyl, $-C_{1-6}$ alkylcycloalkyl, -heteroaryl, $-C_{1-6}$ alkylheteroaryl, -heterocyclyl, $-C_{1-6}$ alkylheterocyclyl, -cycloalkyl substituted by phenyl, -cycloalkyl substituted by phenoxy, -phenyl substituted by cycloalkyl, -phenyl substituted by phenoxy, -phenyl substituted by phenyl, heterocyclyl substituted by phenyl, heteroaryl substituted by phenyl, phenyl substituted by heterocyclyl, phenyl substituted by heteroaryl, phenyl substituted by $-O$ -cycloalkyl, phenyl substituted by -heterocyclyl-phenyl or phenyl substituted by -cycloalkyl-heterocyclyl; and in which any of aforesaid aryl, cycloalkyl, heterocyclyl, heteroaryl, phenyl or phenoxy groups may optionally be substituted by one or more R^b groups selected from C_{1-6} alkyl, C_{2-6} alkenyl, C_{2-6} alkynyl, C_{1-6} haloalkyl, $-C_{1-6}$ thioalkyl, $-SOC_{1-4}$ alkyl, $-SO_2C_{1-4}$ alkyl, C_{1-6} alkoxy-, C_{1-6} haloalkoxy-, $-O-C_{3-8}$ cycloalkyl, C_{3-8} cycloalkyl, $-SO_2C_{3-8}$ cycloalkyl, $-SOC_{3-6}$ cycloalkyl, C_{3-6} alkenyloxy-, C_{3-6} alkynyloxy-, $-C(O)C_{1-6}$ alkyl-, $-C(O)OC_{1-6}$ alkyl, C_{1-6} alkoxy- C_{1-6} alkyl-, nitro, halogen, cyano, hydroxyl, $=O$, $-C(O)OH$, $-NH_2$, $-NHC_{1-4}$ alkyl, $-N(C_{1-4}$ alkyl)(C_{1-4} alkyl), $-C(O)N(C_{1-4}$ alkyl)(C_{1-4} alkyl), $-C(O)NH_2$, $-C(O)NH(C_{1-4}$ alkyl) and $-C(O)NH(C_{3-10}$ cycloalkyl);

R^2 represents $-O-C_{1-6}$ alkyl, $-NR^3R^4$ or $-O-C_{1-6}$ haloalkyl;

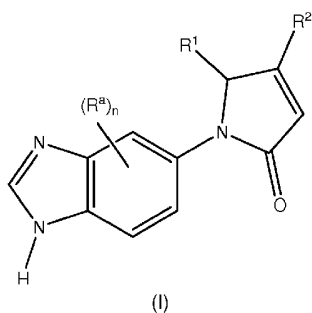
R^3 and R^4 independently represent hydrogen, C_{1-6} alkyl or C_{3-8} cycloalkyl; or R^3 and R^4 together with the nitrogen atom to which they are attached may form a heterocyclyl group optionally substituted by one or more R^b groups;

n represents an integer selected from 0 to 3; and

R^a represents C_{1-6} alkyl, C_{2-6} alkenyl, C_{2-6} alkynyl, C_{1-6} haloalkyl, $-C_{1-6}$ thioalkyl, $-SOC_{1-4}$ alkyl, $-SO_2C_{1-4}$ alkyl, C_{1-6} alkoxy-, $-O-C_{3-8}$ cycloalkyl, C_{3-8} cycloalkyl, $-SO_2C_{3-8}$ cycloalkyl, $-SOC_{3-6}$ cycloalkyl, C_{3-6} alkenyloxy-, C_{3-6} alkynyloxy-, $-C(O)C_{1-6}$ alkyl, $-C(O)OC_{1-6}$ alkyl, C_{1-6} alkoxy- C_{1-6} alkyl-, nitro, halogen, cyano, hydroxyl, $-C(O)OH$, $-NH_2$, $-NHC_{1-4}$ alkyl, $-N(C_{1-4}$ alkyl)(C_{1-4} alkyl), $-C(O)N(C_{1-4}$ alkyl)(C_{1-4} alkyl), $-C(O)NH_2$, $-C(O)NH(C_{1-4}$ alkyl) and $-C(O)NH(C_{3-10}$ cycloalkyl).

Detailed description of the invention

[0059] According to one particular aspect of the invention there is provided a compound of formula (I):



or a pharmaceutically acceptable salt, solvate or polymorph thereof, including all tautomers and stereoisomers thereof wherein:

R¹ represents hydrogen, halogen, -C₁₋₆alkyl, C₂₋₆alkenyl, C₂₋₆alkynyl, -aryl, -C₁₋₆alkylaryl, -cycloalkyl, -C₁₋₆alkylcycloalkyl, -heteroaryl, -C₁₋₆alkylheteroaryl, -heterocyclyl, -C₁₋₆alkylheterocyclyl, -cycloalkyl substituted by phenyl, -cycloalkyl substituted by phenoxy, -phenyl substituted by cycloalkyl, -phenyl substituted by phenoxy, -phenyl substituted by phenyl, heterocyclyl substituted by phenyl, heteroaryl substituted by phenyl, phenyl substituted by heterocyclyl, phenyl substituted by heteroaryl, phenyl substituted by -O-cycloalkyl or phenyl substituted by -cycloalkyl-heterocyclyl;

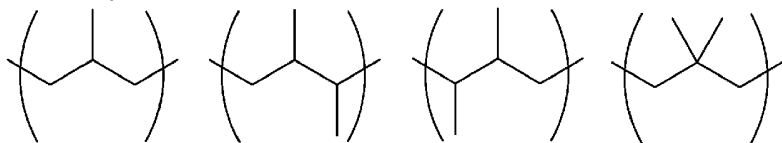
and in which any of aforesaid aryl, cycloalkyl, heterocyclyl, heteroaryl, phenyl or phenoxy groups may optionally be substituted by one or more groups selected from C₁₋₆alkyl, C₂₋₆alkenyl, C₂₋₆alkynyl, C₁₋₆haloalkyl, -C₁₋₆thioalkyl, -SOC₁₋₄alkyl, -SO₂C₁₋₄alkyl, C₁₋₆alkoxy-, -O-C₃₋₈cycloalkyl, C₃₋₈cycloalkyl, -SO₂C₃₋₈cycloalkyl, -SOC₃₋₆cycloalkyl, C₃₋₆alkenyloxy-, C₃₋₆alkynyloxy-, -C(O)C₁₋₆alkyl, -C(O)OC₁₋₆alkyl, C₁₋₆alkoxy-C₁₋₆alkyl-, nitro, halogen, cyano, hydroxyl, -C(O)OH, -NH₂, -NHC₁₋₄alkyl, -N(C₁₋₄alkyl)(C₁₋₄alkyl), -C(O)N(C₁₋₄alkyl)(C₁₋₄alkyl), -C(O)NH₂, -C(O)NH(C₁₋₄alkyl) and -C(O)NH(C₃₋₁₀cycloalkyl);

R² represents -O-C₁₋₆alkyl or -O-C₁₋₆haloalkyl;

n represents an integer selected from 0 to 3; and

R^a represents C₁₋₆alkyl, C₂₋₆alkenyl, C₂₋₆alkynyl, C₁₋₆haloalkyl, -C₁₋₆thioalkyl, -SOC₁₋₄alkyl, -SO₂C₁₋₄alkyl, C₁₋₆alkoxy-, -O-C₃₋₈cycloalkyl, C₃₋₈cycloalkyl, -SO₂C₃₋₈cycloalkyl, -SOC₃₋₆cycloalkyl, C₃₋₆alkenyloxy-, C₃₋₆alkynyloxy-, -C(O)C₁₋₆alkyl, -C(O)OC₁₋₆alkyl, C₁₋₆alkoxy-C₁₋₆alkyl-, nitro, halogen, cyano, hydroxyl, -C(O)OH, -NH₂, -NHC₁₋₄alkyl, -N(C₁₋₄alkyl)(C₁₋₄alkyl), -C(O)N(C₁₋₄alkyl)(C₁₋₄alkyl), -C(O)NH₂, -C(O)NH(C₁₋₄alkyl) and -C(O)NH(C₃₋₁₀cycloalkyl). When cycloalkyl and heterocyclyl are substituted, they are typically substituted by 1 or 2 substituents (e.g. 1 substituent). Typically the substituent is C₁₋₆ alkyl (i.e. methyl) or halogen (i.e. chlorine or fluorine). More typically cycloalkyl and heterocyclyl groups are unsubstituted. When aryl and heteroaryl are substituted, they are typically substituted by 1, 2 or 3 (e.g. 1 or 2) substituents. Substituents for aryl and heteroaryl are selected from C₁₋₆alkyl (e.g. methyl), C₂₋₆alkenyl (e.g. buten-3-yl), C₂₋₆alkynyl (e.g. butyn-3-yl), C₁₋₆haloalkyl (e.g. fluoromethyl, trifluoromethyl), -C₁₋₆thioalkyl (e.g. -S-methyl), -SOC₁₋₄alkyl (e.g. -SOMethyl), -SO₂C₁₋₄alkyl (e.g. -SO₂methyl), C₁₋₆alkoxy- (e.g. methoxy, ethoxy), -O-C₃₋₈cycloalkyl (e.g. -O-cyclopentyl), C₃₋₈cycloalkyl (e.g. cyclopropyl, cyclohexyl), -SO₂C₃₋₈cycloalkyl (e.g. -SO₂cyclohexyl), -SOC₃₋₆cycloalkyl (e.g. -SOCyclopropyl), C₃₋₆alkenyloxy- (e.g. -O-buten-2-yl), C₃₋₆alkynyloxy- (e.g. -O-buten-2-yl), -C(O)C₁₋₆alkyl (e.g. -C(O)ethyl), -C(O)OC₁₋₆alkyl (e.g. -C(O)O-methyl), C₁₋₆alkoxy-C₁₋₆alkyl- (e.g. methoxy-ethyl-), nitro, halogen (e.g. fluoro, chloro, bromo), cyano, hydroxyl, -C(O)OH, -NH₂, -NHC₁₋₄alkyl (e.g. -NHmethyl), -N(C₁₋₄alkyl)(C₁₋₄alkyl) (e.g. -N(methyl)₂), -C(O)N(C₁₋₄alkyl)(C₁₋₄alkyl) (e.g. -C(O)N(methyl)₂), -C(O)NH₂, -C(O)NH(C₁₋₄alkyl) (e.g. -C(O)NHmethyl), -C(O)NH(C₃₋₁₀cycloalkyl) (e.g. -C(O)NHcyclopropyl). More typically, substituents will be selected from C₁₋₆alkyl (e.g. methyl), C₁₋₆haloalkyl (e.g. C₁₋₆fluoroalkyl, e.g. CF₃), C₁₋₆alkoxy (e.g. OMe), halogen and hydroxy.

[0060] When R¹ represents -C₁₋₆alkylcycloalkyl, -C₁₋₆alkylaryl, -C₁₋₆alkyl-heteroaryl or -C₁₋₆alkyl-heterocyclyl, examples wherein alkyl is branched include:



[0061] When R¹ represents aryl or -C₁₋₆alkylaryl, said aryl suitably represents optionally substituted phenyl. Exemplary

substituted phenyl groups for R¹ include 2-bromophenyl, 2-bromo-4-fluorophenyl-, 2-bromo-5-fluorophenyl-, 2-fluoro-5-bromophenyl, 2-chlorophenyl-, 2-fluorophenyl-, 3-chlorophenyl-, 3-bromophenyl-, 3-fluorophenyl-, 4-chlorophenyl-, 4-fluorophenyl-, 4-bromophenyl-, 4-bromo-2-fluorophenyl, 2-chloro-3,6-difluorophenyl-, 2,3-dichlorophenyl-, 2,3-difluorophenyl-, 2,3,4-trifluorophenyl, 2,3,5-trifluorophenyl, 2,4-dichlorophenyl-, 2,4-difluorophenyl-, 2,4,6-trifluorophenyl-, 2,5-dichlorophenyl-, 2,6-dichlorophenyl-, 2,6-difluorophenyl-, 3,4-dichlorophenyl-, 3,4-difluorophenyl-, 3,5-difluorophenyl-, 2,4,5-trifluorophenyl-, 3,4,5-trifluorophenyl-, 2,4-dimethylphenyl-, 3-methylphenyl-, 3,4-dimethylphenyl-, 4-methylphenyl-, 4-isopropylphenyl-, 4-tert-butylphenyl-, 2,4,6-trimethylphenyl-, 2-isopropyl-6-methylphenyl-, 2-(trifluoromethyl)phenyl-, 4-(trifluoromethyl)phenyl-, 2,4-bis(trifluoromethyl)phenyl-, 3,5-bis(trifluoromethyl)phenyl-, 2-methoxyphenyl-, 2,4-dimethoxyphenyl-, 2,6-dimethoxyphenyl-, 3-methoxyphenyl-, 4-methoxyphenyl-, 4-ethoxyphenyl-, 4-propoxyphenyl-, 4-butoxyphenyl-, 4-pentoxypheyl-, 4-isopropoxyphenyl-, 3-(cyclopentyloxy)-4-methoxyphenyl-, 3,4,5-trimethoxyphenyl-, 3,4-dimethoxyphenyl-, 3,5-dimethoxyphenyl-, 4-tetrafluoroethoxyphenyl-, 4-cyanophenyl-, 4-thiomethylphenyl- and 4-dimethylaminophenyl. Alternatively, R² may represent unsubstituted phenyl-. Further exemplary substituted phenyl groups include 2,3-difluoro-4-methylphenyl, 2-fluoro-5-(trifluoromethyl)phenyl-, 2-hydroxy-3-methoxyphenyl-, 2-hydroxy-5-methylphenyl-, 3-fluoro-4-(trifluoromethyl)phenyl-, 3-fluoro-5-(trifluoromethyl)phenyl-, 2-fluoro-4-(trifluoromethyl)phenyl-, 2-fluoro-3-(methyl)phenyl-, 3-fluoro-4-(methoxy)phenyl-, 3-hydroxy-4-methoxyphenyl-, 4-chloro-3-(trifluoromethyl)phenyl-, 4-chloro-3-methylphenyl, 4-bromo-4-ethylphenyl, 2,3,5,6-tetrafluoro-4-(methyl)phenyl-, 2,6-difluoro-4-(methoxy)phenyl- and 2-fluoro-4,5-(dimethoxy)phenyl-.

[0062] When R¹ represents aryl or -C₁₋₆alkylaryl, said aryl suitably represents optionally substituted naphthyl. Examples include unsubstituted naphthyl (e.g. naphthalen-1-yl, naphthalen-2-yl, naphthalen-3-yl) as well as substituted naphthyl (e.g. 4-methyl-naphthalen-2-yl-, 5-methyl-naphthalen-3-yl-, 7-methyl-naphthalen-3-yl- and 4-fluoro-naphthalen-2-yl-).

[0063] When R¹ represents cycloalkyl or -C₁₋₆alkylcycloalkyl said cycloalkyl suitably represents optionally substituted cycloalkyl. Examples of cycloalkyl include cyclopropyl, cyclobutyl, cyclopentyl, cyclohexyl and cycloheptyl. Examples of substituted carbocyclyl include 2-methyl-cyclohexyl-, 3-methyl-cyclohexyl-, 4-methyl-cyclohexyl- and 4,4-difluorocyclohexyl.

[0064] When R¹ represents optionally substituted heteroaryl, examples include monocyclic rings (e.g. 5 or 6 membered rings) and bicyclic rings (e.g. 9 or 10 membered rings) which may optionally be substituted. Example 5 membered rings include pyrrolyl (e.g. pyrrol-2-yl) and imidazolyl (e.g. 1H-imidazol-2-yl or 1H-imidazol-4-yl), pyrazolyl (e.g. 1H-pyrazol-3-yl), furanyl (e.g. furan-2-yl), thiazolyl (e.g. thiazol-2-yl), thiophenyl (e.g. thiophen-2-yl, thiophen-3-yl). Example 6 membered rings include pyridinyl (e.g. pyridin-2-yl and pyridin-4-yl). Specific substituents that may be mentioned are one or more e.g. 1, 2 or 3 groups selected from halogen, hydroxyl, alkyl (e.g. methyl) and alkoxy- (e.g. methoxy-). Example substituted 5 membered rings include 4,5-dimethyl-furan-2-yl-, 5-hydroxymethyl-furan-2-yl-, 5-methylfuran-2-yl- and 6-methyl-pyridin-2-yl-. An example substituted 6-membered ring is 1-oxy-pyridin-4-yl-. Example 9 membered rings include 1H-indolyl (e.g. 1H-indol-3-yl, 1H-indol-5-yl), benzothiophenyl (e.g. benzo[b]thiophen-3-yl, particularly 2-benzo[b]thiophen-3-yl), benzo[1,2,5]-oxadiazolyl (e.g. benzo[1,2,5]-oxadiazol-5-yl), benzo[1,2,5]-thiadiazolyl (e.g. benzo[1,2,5]-thiadiazol-5-yl, benzo[1,2,5]thiadiazol-6-yl). Example 10 membered rings include quinolinyl (e.g. quinolin-3-yl, quinolin-4-yl, quinolin-8-yl). Specific substituents that may be mentioned are one or more e.g. 1, 2 or 3 groups selected from halogen, hydroxyl, alkyl (e.g. methyl) and alkoxy- (e.g. methoxy-). Example substituted 9-membered rings include 1-methyl-1H-indol-3-yl, 2-methyl-1H-indol-3-yl, 6-methyl-1H-indol-3-yl. Example substituted 10 membered rings include 2-chloro-quinolin-3-yl, 8-hydroxy-quinolin-2-yl, oxo-chromenyl (e.g. 4-oxo-4H-chromen-3-yl) and 6-methyl-4-oxo-4H-chromen-3-yl.

[0065] When R¹ represents heterocyclyl (which may optionally be substituted), examples include tetrahydrofuranyl, morpholinyl, piperidinyl, 3,4-dihydro-2H-pyranyl, tetrahydropyranyl, pyrrolidinyl, methyltetrahydrofuranyl- (e.g. 5-methyltetrahydrofuran-2-yl-).

[0066] When R¹ represents phenyl substituted by phenyl, phenyl substituted by a heteroaryl group (such as a monocyclic heteroaryl) or phenyl substituted by heterocyclyl (such as a monocyclic heterocyclyl), in which any of aforesaid phenyl, heteroaryl and heterocyclyl groups may optionally be substituted, typically the phenyl ring connected directly to the nitrogen atom is unsubstituted and the terminal phenyl ring or the monocyclic heteroaryl and heterocyclyl ring is optionally substituted by one, two or three substituents (e.g. one or two, e.g. one). Typically the terminal phenyl, monocyclic heteroaryl or monocyclic heterocyclyl group is unsubstituted. Typically the terminal phenyl, monocyclic heteroaryl or monocyclic heterocyclyl group substitutes the aryl ring (i.e. phenyl) at the 4-position.

[0067] When R¹ represents phenyl substituted by phenyl in which any of aforesaid phenyl groups may optionally be substituted, examples include -biphenyl-4-yl.

[0068] When R¹ represents phenyl substituted by a monocyclic heteroaryl group, in which any of aforesaid phenyl and

heteroaryl groups may optionally be substituted, examples include (4-thiophen-2-yl)-benzyl- and (4-(oxazol-5-yl)phenyl)-.

[0069] When R^1 represents phenyl substituted by a monocyclic heterocyclyl group, in which any of aforesaid phenyl and heterocyclyl groups may optionally be substituted, examples include 4-morpholinophenyl-, 4-(piperidin-1-yl)phenyl-, 4-(1-methylpiperidin-4-yl)phenyl- and 4-(tetrahydro-2H-pyran-4-yl)phenyl-.

[0070] When R^1 represents phenyl substituted by phenyloxy in which any of aforesaid phenyl and phenyloxy groups may optionally be substituted, examples include 4-benzyloxy-phenyl-, 4-(3-methylbenzyloxy)phenyl- and 4-(4-methylbenzyloxy)phenyl-.

[0071] When R^1 represents -cycloalkyl substituted by phenyl in which any of aforesaid cycloalkyl and phenyl groups may optionally be substituted, examples include 4-phenylcyclohexyl-.

[0072] When R^1 represents -cycloalkyl substituted by phenoxy in which any of aforesaid cycloalkyl and phenoxy groups may optionally be substituted, examples include 4-phenoxy-cyclohexyl-.

[0073] When R^1 represents -phenyl substituted by phenoxy in which any of aforesaid phenyl and phenoxy groups may optionally be substituted, examples include 4-phenoxyphenyl-.

[0074] When R^1 represents -heterocyclyl substituted by phenyl in which any of aforesaid phenyl and heterocyclyl groups may optionally be substituted, examples include 1-phenylpiperidin-4-yl-.

[0075] When R^1 represents phenyl substituted by -O-cycloalkyl in which any of aforesaid phenyl and cycloalkyl groups may optionally be substituted, examples include 4-cyclohexyloxyphenyl-.

[0076] When R^1 represents -phenyl substituted by cycloalkyl in which any of aforesaid phenyl and cycloalkyl groups may optionally be substituted, examples include 4-cyclohexylphenyl- or 4,4-difluorocyclohexylphenyl-.

[0077] When R^1 represents phenyl substituted by -cycloalkyl-heterocyclyl in which any of aforesaid phenyl, cycloalkyl and heterocyclyl groups may optionally be substituted, examples include (4-morpholinocyclohexyl)phenyl-.

[0078] Suitably, R^1 represents -C₁₋₆alkyl, -aryl, -cycloalkyl, -heteroaryl, -heterocyclyl, -cycloalkyl substituted by phenyl, -cycloalkyl substituted by phenoxy, -phenyl substituted by cycloalkyl, -phenyl substituted by phenyl, heterocyclyl substituted by phenyl, heteroaryl substituted by phenyl, phenyl substituted by heterocyclyl, phenyl substituted by heteroaryl, phenyl substituted by -O-cycloalkyl, phenyl substituted by -heterocyclyl-phenyl or phenyl substituted by -cycloalkyl-heterocyclyl. Also suitably, R^1 represents -C₁₋₆alkyl, -aryl, -cycloalkyl, -heteroaryl, -heterocyclyl, -cycloalkyl substituted by phenyl, -cycloalkyl substituted by phenoxy, -phenyl substituted by cycloalkyl, -phenyl substituted by phenyl, heterocyclyl substituted by phenyl, heteroaryl substituted by phenyl, phenyl substituted by heterocyclyl, phenyl substituted by heteroaryl, phenyl substituted by -O-cycloalkyl or phenyl substituted by -cycloalkyl-heterocyclyl.

[0079] More suitably, R^1 represents -C₁₋₆alkyl, -aryl, -cycloalkyl, -heteroaryl, -cycloalkyl substituted by phenyl, -cycloalkyl substituted by phenoxy, -phenyl substituted by cycloalkyl, -phenyl substituted by phenyl, heterocyclyl substituted by phenyl, phenyl substituted by heterocyclyl, phenyl substituted by -O-cycloalkyl, phenyl substituted by -heterocyclyl-phenyl or phenyl substituted by -cycloalkyl-heterocyclyl. Also more suitably, R^1 represents -C₁₋₆alkyl, -aryl, -cycloalkyl, -heteroaryl, -cycloalkyl substituted by phenyl, -cycloalkyl substituted by phenoxy, -phenyl substituted by cycloalkyl, -phenyl substituted by phenyl, heterocyclyl substituted by phenyl, phenyl substituted by heterocyclyl, phenyl substituted by -O-cycloalkyl or phenyl substituted by -cycloalkyl-heterocyclyl.

[0080] Yet more suitably, R^1 represents -C₁₋₆alkyl, -aryl, -cycloalkyl, -heteroaryl, -phenyl substituted by cycloalkyl, -phenyl substituted by phenyl, phenyl substituted by heterocyclyl, phenyl substituted by -heterocyclyl-phenyl or phenyl substituted by -O-cycloalkyl. Also yet more suitably, R^1 represents -C₁₋₆alkyl, -aryl, -cycloalkyl, -heteroaryl, -phenyl substituted by phenyl, phenyl substituted by heterocyclyl or phenyl substituted by -O-cycloalkyl.

[0081] In one embodiment, R^1 represents -C₁₋₆alkyl (e.g. isopropyl), -aryl (e.g. phenyl), -cycloalkyl (e.g. cyclohexyl), -heteroaryl

(e.g. quinolinyl), -cycloalkyl substituted by phenyl (e.g. -cyclohexyl-phenyl), -cycloalkyl substituted by phenoxy (e.g. -cyclohexyl-O-phenyl), -phenyl substituted by cycloalkyl (e.g. -phenyl-cyclohexyl), -phenyl substituted by phenyl (e.g. -phenyl-phenyl), heterocyclyl substituted by phenyl (e.g. -piperidinyl-phenyl), phenyl substituted by heterocyclyl (e.g. -phenyl-pyrrolidinyl, -phenyl-morpholinyl, -phenyl-thiomorpholinyl, -phenyl-piperidinyl, -phenyl-piperazinyl, -phenyl-tetrahydrothiopyranyl or -phenyl-tetrahydropyranyl), phenyl substituted by -O-cycloalkyl (e.g. -phenyl-O-cyclohexyl), phenyl substituted by -heterocyclyl-phenyl (e.g. -phenyl-piperazinyl-phenyl) or phenyl substituted by -cycloalkyl-heterocyclyl (e.g. -phenyl-cyclohexyl-morpholinyl); wherein said phenyl group is optionally substituted by one or more halogen (e.g. fluorine, bromine or chlorine), C₁₋₆alkoxy (e.g. butoxy) or C₁₋₆haloalkoxy (e.g. difluorobutoxy) groups; wherein said heterocyclyl group is optionally substituted by one or more C₁₋₆ alkyl (e.g. methyl), halogen (e.g. fluorine), C₃₋₈ cycloalkyl (e.g. cyclopropyl), hydroxyl or =O groups; and wherein said cycloalkyl group is optionally substituted by one or more halogen (e.g. fluorine) or =O groups.

[0082] In an alternative embodiment, R¹ represents -C₁₋₆alkyl (e.g. isopropyl), -aryl (e.g. phenyl), -cycloalkyl (e.g. cyclohexyl), -heteroaryl (e.g. quinolinyl), -cycloalkyl substituted by phenyl (e.g. -cyclohexyl-phenyl), -cycloalkyl substituted by phenoxy (e.g. -cyclohexyl-O-phenyl), -phenyl substituted by cycloalkyl (e.g. -phenyl-cyclohexyl), -phenyl substituted by phenyl (e.g. -phenyl-phenyl), heterocyclyl substituted by phenyl (e.g. -piperidinyl-phenyl), phenyl substituted by heterocyclyl (e.g. -phenyl-morpholinyl, -phenyl-piperidinyl or -phenyl-tetrahydropyranyl), phenyl substituted by -O-cycloalkyl (e.g. -phenyl-O-cyclohexyl) or phenyl substituted by -cycloalkyl-heterocyclyl (e.g. -phenyl-cyclohexyl-morpholinyl); wherein said phenyl group is optionally substituted by one or more halogen (e.g. fluorine, bromine or chlorine) groups; wherein said heterocyclyl group is optionally substituted by one or more C₁₋₆ alkyl groups (e.g. methyl); and wherein said cycloalkyl group is optionally substituted by one or more halogen (e.g. fluorine) groups.

[0083] In a further embodiment, R¹ represents -C₁₋₆alkyl (e.g. isopropyl), -aryl (e.g. phenyl), -cycloalkyl (e.g. cyclohexyl), -heteroaryl (e.g. quinolinyl), -phenyl substituted by cycloalkyl (e.g. -phenyl-cyclohexyl), -phenyl substituted by phenyl (e.g. -phenyl-phenyl), phenyl substituted by heterocyclyl (e.g. -phenyl-pyrrolidinyl, -phenyl-morpholinyl, -phenyl-thiomorpholinyl, -phenyl-piperidinyl, -phenyl-piperazinyl, -phenyl-tetrahydrothiopyranyl or -phenyl-tetrahydropyranyl), phenyl substituted by -heterocyclyl-phenyl (e.g. -phenyl-piperazinyl-phenyl) or phenyl substituted by -O-cycloalkyl (e.g. -phenyl-O-cyclohexyl); wherein said phenyl group is optionally substituted by one or more halogen (e.g. fluorine, bromine or chlorine), C₁₋₆alkoxy (e.g. butoxy) or C₁₋₆haloalkoxy (e.g. difluorobutoxy) groups; wherein said heterocyclyl group is optionally substituted by one or more C₁₋₆ alkyl (e.g. methyl), halogen (e.g. fluorine), C₃₋₈ cycloalkyl (e.g. cyclopropyl), hydroxyl or =O groups; and wherein said cycloalkyl group is optionally substituted by one or more halogen (e.g. fluorine) or =O groups.

[0084] In an alternative further embodiment, R¹ represents -C₁₋₆alkyl (e.g. isopropyl), -aryl (e.g. phenyl), -cycloalkyl (e.g. cyclohexyl), -heteroaryl (e.g. quinolinyl), -phenyl substituted by phenyl (e.g. -phenyl-phenyl), phenyl substituted by heterocyclyl (e.g. -phenyl-morpholinyl or -phenyl-piperidinyl) or phenyl substituted by -O-cycloalkyl (e.g. -phenyl-O-cyclohexyl); wherein said phenyl group is optionally substituted by one or more halogen (e.g. fluorine, bromine or chlorine) groups.

[0085] In a further embodiment, R¹ represents -aryl (e.g. phenyl), -phenyl substituted by cycloalkyl (e.g. -phenyl-cyclohexyl), phenyl substituted by heterocyclyl (e.g. -phenyl-pyrrolidinyl, -phenyl-morpholinyl, -phenyl-thiomorpholinyl, -phenyl-piperidinyl, -phenyl-piperazinyl, -phenyl-tetrahydrothiopyranyl or -phenyl-tetrahydropyranyl) or phenyl substituted by -heterocyclyl-phenyl (e.g. -phenyl-piperazinyl-phenyl); wherein said phenyl group is optionally substituted by one or more halogen (e.g. fluorine, bromine or chlorine), C₁₋₆alkoxy (e.g. butoxy) or C₁₋₆haloalkoxy (e.g. difluorobutoxy) groups; wherein said heterocyclyl group is optionally substituted by one or more C₁₋₆ alkyl (e.g. methyl), halogen (e.g. fluorine), C₃₋₈ cycloalkyl (e.g. cyclopropyl), hydroxyl or =O groups; and wherein said cycloalkyl group is optionally substituted by one or more halogen (e.g. fluorine) or =O groups.

[0086] In an alternative further embodiment, R¹ represents -aryl (e.g. phenyl) or phenyl substituted by heterocyclyl (e.g. -phenyl-morpholinyl or -phenyl-piperidinyl); wherein said phenyl group is optionally substituted by one or more halogen (e.g. fluorine, bromine or chlorine) groups.

[0087] In a further embodiment, R¹ represents -phenyl substituted by heterocyclyl (e.g. -phenyl-pyrrolidinyl, -phenyl-morpholinyl, -phenyl-thiomorpholinyl, -phenyl-piperidinyl, -phenyl-piperazinyl, -phenyl-tetrahydrothiopyranyl or -phenyl-tetrahydropyranyl) wherein said heterocyclyl group is optionally substituted by one or more C₁₋₆ alkyl (e.g. methyl), halogen (e.g. fluorine), C₃₋₈ cycloalkyl (e.g. cyclopropyl), hydroxyl or =O groups.

[0088] In a yet further embodiment, R¹ represents -phenyl substituted by heterocyclyl (e.g. -phenyl-morpholinyl or -phenyl-

thiomorpholinyl) wherein said heterocyclyl group is optionally substituted by one or more =O groups (e.g. 1,1-dioxo-4-thiomorpholin-4-yl).

[0089] In a further alternative embodiment, R^1 represents -phenyl substituted by heterocyclyl (e.g. -phenyl-morpholinyl).

[0090] In a yet further embodiment, R^1 represents -aryl (e.g. phenyl) optionally substituted by one or more halogen (e.g. fluorine, bromine or chlorine), C_{1-6} alkoxy (e.g. butoxy) or C_{1-6} haloalkoxy (e.g. difluorobutoxy) groups. In a still yet further embodiment, R^1 represents unsubstituted phenyl or phenyl substituted by one or more fluorine (e.g. 2,3-difluorophenyl or 2,3,5-trifluorophenyl), C_{1-6} alkoxy (e.g. 4-butoxyphenyl) or C_{1-6} haloalkoxy (e.g. 4-difluorobutoxyphenyl) groups.

[0091] In a yet further alternative embodiment, R^1 represents -aryl (e.g. phenyl) optionally substituted by one or more halogen (e.g. fluorine, bromine or chlorine) groups. In a still yet further embodiment, R^1 represents phenyl substituted by one or more fluorine groups (e.g. 2,3-difluorophenyl or 2,3,5-trifluorophenyl).

[0092] In a yet further embodiment, R^1 represents -phenyl substituted by cycloalkyl (e.g. -phenyl-cyclohexyl), wherein said cycloalkyl group is optionally substituted by one or more halogen (e.g. 4,4-difluorocyclohexyl) or =O (e.g. 4-oxocyclohexyl) groups.

[0093] In a yet further embodiment, R^1 represents phenyl substituted by -heterocyclyl-phenyl (e.g. -phenyl-piperazinyl-phenyl).

[0094] Suitably, R^2 represents -O- C_{1-6} alkyl or NR^3R^4 . Also suitably, R^2 represents =O or -O- C_{1-6} alkyl.

[0095] In one embodiment, R^2 represents =O. In an alternative embodiment, R^2 represents -O- C_{1-6} alkyl (e.g. methoxy). In a yet further alternative embodiment, R^2 represents NR^3R^4 (e.g. -NHMe, -N(Me)₂), -NH-cyclohexyl or a heterocyclic group such as piperidinyl, piperazinyl or morpholinyl wherein said heterocyclic group is optionally substituted by one or more R^b groups such as halogen (e.g. fluorine) or C_{1-6} alkyl (e.g. methyl).

[0096] In a further embodiment, R^2 represents -O- C_{1-6} alkyl (e.g. methoxy) or NR^3R^4 (e.g. -NHMe, -N(Me)₂), -NH-cyclohexyl or a heterocyclic group such as piperidinyl, piperazinyl or morpholinyl wherein said heterocyclic group is optionally substituted by one or more R^b groups such as halogen (e.g. fluorine) or C_{1-6} alkyl (e.g. methyl).

[0097] In a yet further embodiment, R^2 represents -OC₁₋₆alkyl (e.g. methoxy) or NR^3R (e.g. a heterocyclic group such as piperidinyl).

[0098] In one embodiment, one of R^3 and R^4 represents hydrogen and the other represents C_{1-6} alkyl (e.g. methyl) or C_{3-8} cycloalkyl (e.g. cyclohexyl). In an alternative embodiment, R^3 and R^4 both represent C_{1-6} alkyl (e.g. methyl). In a yet further alternative embodiment, R^3 and R^4 together with the nitrogen atom to which they are attached form a heterocyclyl group (e.g. piperidinyl, piperazinyl or morpholinyl) optionally substituted by one or more R^b groups such as halogen (e.g. fluorine) or C_{1-6} alkyl (e.g. methyl).

[0099] Suitably, n represents an integer from 0 to 2, more suitably 0 or 1. In one embodiment, n represents 0. When present, it will be appreciated that the R^a substituent will be located on the phenyl ring of the benzimidazolyl group.

[0100] In one embodiment, the compound of formula (I) is a compound according to any one of examples 1 to 33 or a pharmaceutically acceptable salt, solvate or polymorph thereof, including all tautomers and stereoisomers.

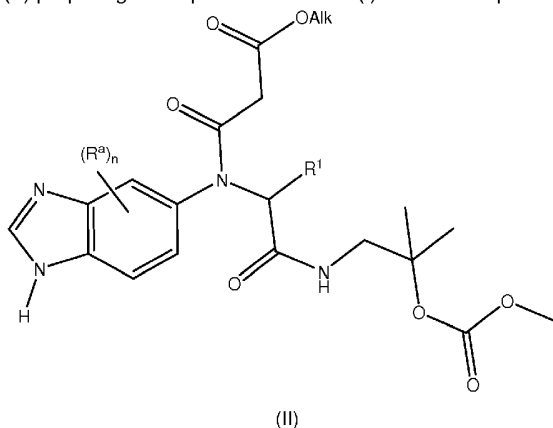
[0101] In a further embodiment, the compound of formula (I) is a compound according to any one of examples 4, 18 and 27 or a pharmaceutically acceptable salt, solvate or polymorph thereof, including all tautomers and stereoisomers.

[0102] In an alternative embodiment, the compound of formula (I) is a compound according to any one of examples 1 to 8 or a pharmaceutically acceptable salt, solvate or polymorph thereof, including all tautomers and stereoisomers.

Processes

[0103] According to a further aspect of the invention there is provided a process for preparing a compound of formula (I) which comprises:

1. (a) preparing a compound of formula (I) where R^2 represents =O from a compound of formula (II)



wherein R^a , n and R^1 are as defined above for compounds of formula (I) and Alk represents an ethyl or butyl group, thereafter followed by a deprotection reaction. Process (a) typically comprises reaction with potassium tert-butoxide in a suitable solvent, such as tetrahydrofuran. A non-limiting example of the methodology of process (a) is described in Methods 1 and 5 herein.

2. (b) interconversion of compounds of formula (I). A non-limiting example of the methodology of process (b) is described in Methods 2, 4 and 6-8 herein, for example which comprises conversion of compounds of formula (I) wherein R^2 represents =O to compounds of formula (I) wherein R^2 represents $-O-C_{1-6}$ alkyl or $-NR^3R^4$; and/or
3. (c) deprotecting a compound of formula (I) which is protected.

[0104] Compounds of formula (I) and intermediate compounds may also be prepared using techniques analogous to those known to a skilled person, or described herein. In particular, compounds of formula (II) are disclosed in WO 2008/055945 or may be prepared in an analogous manner to the procedures disclosed in WO 2008/055945.

[0105] Novel intermediates are claimed as an aspect of the present invention.

Therapeutic uses

[0106] Physiological substrates of QC (EC) in mammals are, e.g. amyloid beta-peptides (3-40), (3-42), (11-40 and (11-42), ABri, ADan, Gastrin, Neurotensin, FPP, CCL 2, CCL 7, CCL 8, CCL 16, CCL 18, Fractalkine, Orexin A, [Gln³]-glucagon(3-29), [Gln⁵]-substance P(5-11) and the peptide QYNAD. For further details see table 1. The compounds and/or combinations according to the present invention and pharmaceutical compositions comprising at least one inhibitor of QC (EC) are useful for the treatment of conditions that can be treated by modulation of QC activity.

Table 1: Amino acid sequences of physiological active peptides with an N-terminal glutamine residue, which are prone to be cyclized to final pGlu

Peptide	Amino acid sequence	Function
Abeta(1-42)	Asp-Ala-Glu-Phe-Arg-His-Asp-Ser- Gly-Tyr-Glu-Val-His-His-Gln-Lys- Leu-Val-Phe-Phe-Ala-Glu-Asp-Val- Gly-Ser-Asn-Lys-Gly-Ala-Ile-Ile-Gly- Leu-Met-Val-Gly-Gly-Val-Val-Ile-Ala	Plays a role in neurodegeneration, e.g. in Alzheimer's Disease, Familial British Dementia, Familial Danish Dementia, Down Syndrome

Peptide	Amino acid sequence	Function
Abeta(1-40)	Asp-Ala-Glu-Phe-Arg-His-Asp-Ser-Gly-Tyr-Glu-Val-His-His-Gln-Lys-Leu-Val-Phe-Phe-Ala-Glu-Asp-Val-Gly-Ser-Asn-Lys-Gly-Ala-Ile-Ile-Gly-Leu-Met-Val-Gly-Gly-Val-Val	Plays a role in neurodegeneration, e.g. in Alzheimer's Disease, Familial British Dementia, Familial Danish Dementia, Down Syndrome
Abeta(3-42)	Glu-Phe-Arg-His-Asp-Ser-Gly-Tyr-Glu-Val-His-His-Gln-Lys-Leu-Val-Phe-Phe-Ala-Glu-Asp-Val-Gly-Ser-Asn-Lys-Gly-Ala-Ile-Ile-Gly-Leu-Met-Val-Gly-Gly-Val-Val-Ile-Ala	Plays a role in neurodegeneration, e.g. in Alzheimer's Disease, Familial British Dementia, Familial Danish Dementia, Down Syndrome
Abeta(3-40)	Glu-Phe-Arg-His-Asp-Ser-Gly-Tyr-Glu-Val-His-His-Gln-Lys-Leu-Val-Phe-Phe-Ala-Glu-Asp-Val-Gly-Ser-Asn-Lys-Gly-Ala-Ile-Ile-Gly-Leu-Met-Val-Gly-Gly-Val-Val	Plays a role in neurodegeneration, e.g. in Alzheimer's Disease, Familial British Dementia, Familial Danish Dementia, Down Syndrome
Abeta(11-42)	Glu-Val-His-His-Gln-Lys-Leu-Val-Phe-Phe-Ala-Glu-Asp-Val-Gly-Ser-Asn-Lys-Gly-Ala-Ile-Ile-Gly-Leu-Met-Val-Gly-Gly-Val-Val-Ile-Ala	Plays a role in neurodegeneration, e.g. in Alzheimer's Disease, Familial British Dementia, Familial Danish Dementia, Down Syndrome
Abeta(11-40)	Glu-Val-His-His-Gln-Lys-Leu-Val-Phe-Phe-Ala-Glu-Asp-Val-Gly-Ser-Asn-Lys-Gly-Ala-Ile-Ile-Gly-Leu-Met-Val-Gly-Gly-Val-Val	Plays a role in neurodegeneration, e.g. in Alzheimer's Disease, Familial British Dementia, Familial Danish Dementia, Down Syndrome
ABri	EASNCFA IRHFENKFAV ETLIC SRTVKKNIIEN	Pyroglutamated form plays a role in Familial British Dementia
ADan	EASNCFA IRHFENKFAV ETLIC FNLFLNSQEKHY	Pyroglutamated form plays a role in Familial Danish Dementia
Gastrin 17 Swiss-Prot: P01350	QGPWL EEEEEAYGWM DF (amide)	Gastrin stimulates the stomach mucosa to produce and secrete hydrochloric acid and the pancreas to secrete its digestive enzymes. It also stimulates smooth muscle contraction and increases blood circulation and water secretion in the stomach and intestine.
Neurotensin Swiss-Prot: P30990	QLYENKPRRP YIL	Neurotensin plays an endocrine or paracrine role in the regulation of fat metabolism. It causes contraction of smooth muscle.
FPP	QEP amide	A tripeptide related to thyrotrophin releasing hormone (TRH), is found in seminal plasma. Recent evidence obtained <i>in vitro</i> and <i>in vivo</i> showed that FPP plays an important role in regulating sperm fertility.

Peptide	Amino acid sequence	Function
TRH	QHP amide	TRH functions as a regulator of the biosynthesis of TSH in the anterior pituitary gland and as a neurotransmitter/ neuromodulator in the central and peripheral nervous systems.
Swiss-Prot: P20396		
GnRH	QHWSYGL RP(G) amide	Stimulates the secretion of gonadotropins; it stimulates the secretion of both luteinizing and follicle-stimulating hormones.
Swiss-Prot: P01148		
CCL16 (small inducible cytokine A16)	QPKVPEW VNPSTCCLK YYEKVLPRL VGYRKALNC	Shows chemotactic activity for lymphocytes and monocytes but not neutrophils. Also shows potent myelosuppressive activity, suppresses proliferation of myeloid progenitor cells. Recombinant SCYA16 shows chemotactic activity for monocytes and THP-1 monocytes, but not for resting lymphocytes and neutrophils. Induces a calcium flux in THP-1 cells that were desensitized by prior expression to RANTES.
Swiss-Prot: 015467	HLPALFVTK RNREVCTNPN DDWVQEYIKD PNLPLLPTRN LSTVKIITAK NGQPQLLSQ	
CCL8 (small inducible cytokine A8)	QPDSVSI PITCCFNVIN RKIPQRLS YTRITNIQCP	Chemotactic factor that attracts monocytes, lymphocytes, basophils and eosinophils. May play a role in neoplasia and inflammatory host responses. This protein can bind heparin.
Swiss-Prot: P80075	KEAVIFKTKR GKEVCADPKE RWVRDSMKHL DQIFQNLKP	
CCL2 (MCP-1, small inducible cytokine A2)	QPDAINA PVTCCYNFTN RKISVQLAS YRRITSSKCP	Chemotactic factor that attracts monocytes and basophils but not neutrophils or eosinophils. Augments monocyte anti-tumor activity. Has been implicated in the pathogenesis of diseases characterized by monocytic infiltrates, like psoriasis, rheumatoid arthritis or atherosclerosis. May be involved in the recruitment of monocytes into the arterial wall during the disease process of atherosclerosis. Binds to CCR2 and CCR4.
Swiss-Prot: P13500	KEAVIFKTIV AKEICADPKQ KVVQDSMDHL DKQTQTPKT	
CCL18 (small inducible cytokine A18)	QVGTNKELC CLVYTSWQIP QKFIVDYSET SPQCPKPGVI	Chemotactic factor that attracts lymphocytes but not monocytes or granulocytes. May be involved in B cell migration into B cell follicles in lymph nodes. Attracts naive T lymphocytes toward dendritic cells and activated macrophages in lymph nodes, has chemotactic activity for naive T cells, CD4+ and CD8+ T cells and thus may play a role in both humoral and cell-mediated immunity responses.
Swiss-Prot: P55774	LLTKRGRQIC ADPNKKWVQK YISDLKLN	

Peptide	Amino acid sequence	Function
Fractalkine (neurotactin) Swiss-Prot: P78423	QHHGVT KCNITCSKMT SKIPVALLIH YQQNQASCGK RAIILETQRH RLFCADPKEQ WVKDAMQHLD RQAAALTRNG GTFEKQIGEV KPRTTAAGG MDESVVLEPE ATGESSSLEP TPSSQEAQRA LGTSPCLPTG VTGSSGTRLP PTPKAQDGGP VGTELFVRVP VSTAATWQSS APHQPGPSLW AEAKTSEAPS TQDPSTQAST ASSPAPEENA PSEGQRVWGQ GQSPRPENSL EREEMGPVPA HTDAFQDWGP GSMHVSVP VSSEGTPSRE PVASGSWTPK AEEPIHATMD PQRLGLVITP VPDAAATRR QAVGLLAFLG LLFCLGVAMF TYQSLQGCPR KMAGEMA EGL RYIPRSCGSN SYVLVPV	The soluble form is chemotactic for T cells and monocytes, but not for neutrophils. The membrane-bound form promotes adhesion of those leukocytes to endothelial cells. May play a role in regulating leukocyte adhesion and migration processes at the endothelium binds to CX3CR1.
CCL7 (small inducible cytokine A7) Swiss-Prot: P80098	QPVGIN STTCCYRFIN KKIPKQRLES YRRTTSSHCP REAVIFTKL DKEICADPTQ KWWQDFMKHL DKKTQTPKL	Chemotactic factor that attracts monocytes and eosinophils, but not neutrophils. Augments monocyte anti-tumor activity. Also induces the release of gelatinase B. This protein can bind heparin. Binds to CCR1, CCR2 and CCR3.
Orexin A (Hypocretin-1) Swiss-Prot 043612	QPLPDCCRQK TCSCRLYELL HGAGNHAAGI LTL	Neuropeptide that plays a significant role in the regulation of food intake and sleep-wakefulness, possibly by coordinating the complex behavioral and physiologic responses of these complementary homeostatic functions. It plays also a broader role in the homeostatic regulation of energy metabolism, autonomic function, hormonal balance and the regulation of body fluids. Orexin-A binds to both OX1R and OX2R with a high affinity.
Substance P	RPK PQQFFGLM	Belongs to the tachykinins. Tachykinins are active peptides which excite neurons, evoke behavioral responses, are potent vasodilators and secretagogues, and contract (directly or indirectly) many smooth muscles.
QYNAD	Gln-Tyr-Asn-Ala-Asp	Acts on voltage-gated sodium channels.

[0107] Glutamate is found in positions 3, 11 and 22 of the amyloid β -peptide. Among them the mutation from glutamic acid (E) to glutamine (Q) in position 22 (corresponding to amyloid precursor protein APP 693, Swissprot P05067) has been described as the so called Dutch type cerebroarterial amyloidosis mutation.

[0108] The β -amyloid peptides with a pyroglutamic acid residue in position 3, 11 and/or 22 have been described to be more cytotoxic and hydrophobic than the amyloid β -peptides 1-40(42/43) (Saido T.C. 2000 Medical Hypotheses 54(3): 427-429).

[0109] The multiple N-terminal variations, e.g. Abeta(3-40), Abeta(3-42), Abeta(11-40) and Abeta (11-42) can be generated by the β -secretase enzyme β -site amyloid precursor protein-cleaving enzyme (BACE) at different sites (Huse J.T. et al. 2002 J. Biol. Chem. 277 (18): 16278-16284), and/or by aminopeptidase or dipeptidylaminopeptidase processing from the full length peptides Abeta(1-40) and Abeta(1-42). In all cases, cyclization of the then N-terminal occurring glutamic acid residue is catalyzed by QC.

[0110] Transepithelial transducing cells, particularly the gastrin (G) cell, co-ordinate gastric acid secretion with the arrival of food in the stomach. Recent work showed that multiple active products are generated from the gastrin precursor, and that there are multiple control points in gastrin biosynthesis. Biosynthetic precursors and intermediates (progastrin and Gly-gastrins) are putative growth factors; their products, the amidated gastrins, regulate epithelial cell proliferation, the differentiation of acid-producing parietal cells and histamine-secreting enterochromaffin-like (ECL) cells, and the expression of genes associated with histamine synthesis and storage in ECL cells, as well as acutely stimulating acid secretion. Gastrin also stimulates the production of members of the epidermal growth factor (EGF) family, which in turn inhibit parietal cell function but stimulate the growth of surface epithelial cells. Plasma gastrin concentrations are elevated in subjects with *Helicobacter pylori*, who are known to have increased risk of duodenal ulcer disease and gastric cancer (Dockray, G.J. 1999 J Physiol 15 315-324).

[0111] The peptide hormone gastrin, released from antral G cells, is known to stimulate the synthesis and release of histamine from ECL cells in the oxyntic mucosa via CCK-2 receptors. The mobilized histamine induces acid secretion by binding to the H(2) receptors located on parietal cells. Recent studies suggest that gastrin, in both its fully amidated and less processed forms (progastrin and glycine-extended gastrin), is also a growth factor for the gastrointestinal tract. It has been established that the major trophic effect of amidated gastrin is for the oxyntic mucosa of stomach, where it causes increased proliferation of gastric stem cells and ECL cells, resulting in increased parietal and ECL cell mass. On the other hand, the major trophic target of the less processed gastrin (e.g. glycine-extended gastrin) appears to be the colonic mucosa (Koh, T.J. and Chen, D. 2000 Regul Pept 9337-44).

[0112] Neurotensin (NT) is a neuropeptide implicated in the pathophysiology of schizophrenia that specifically modulates neurotransmitter systems previously demonstrated to be misregulated in this disorder. Clinical studies in which cerebrospinal fluid (CSF) NT concentrations have been measured revealed a subset of schizophrenic patients with decreased CSF NT concentrations that are restored by effective antipsychotic drug treatment. Considerable evidence also exists concordant with the involvement of NT systems in the mechanism of action of antipsychotic drugs. The behavioral and biochemical effects of centrally administered NT remarkably resemble those of systemically administered antipsychotic drugs, and antipsychotic drugs increase NT neurotransmission. This concatenation of findings led to the hypothesis that NT functions as an endogenous antipsychotic. Moreover, typical and atypical antipsychotic drugs differentially alter NT neurotransmission in nigrostriatal and mesolimbic dopamine terminal regions, and these effects are predictive of side effect liability and efficacy, respectively (Binder, E. B. et al. 2001 Biol Psychiatry 50 856-872).

[0113] Fertilization promoting peptide (FPP), a tripeptide related to thyrotrophin releasing hormone (TRH), is found in seminal plasma. Recent evidence obtained *in vitro* and *in vivo* showed that FPP plays an important role in regulating sperm fertility. Specifically, FPP initially stimulates nonfertilizing (uncapacitated) spermatozoa to "switch on" and become fertile more quickly, but then arrests capacitation so that spermatozoa do not undergo spontaneous acrosome loss and therefore do not lose fertilizing potential. These responses are mimicked, and indeed augmented, by adenosine, known to regulate the adenylyl cyclase (AC)/cAMP signal transduction pathway. Both FPP and adenosine have been shown to stimulate cAMP production in uncapacitated cells but inhibit it in capacitated cells, with FPP receptors somehow interacting with adenosine receptors and G proteins to achieve regulation of AC. These events affect the tyrosine phosphorylation state of various proteins, some being important in the initial "switching on", others possibly being involved in the acrosome reaction itself. Calcitonin and angiotensin II, also found in seminal plasma, have similar effects *in vitro* on uncapacitated spermatozoa and can augment responses to FPP. These molecules have similar effects *in vivo*, affecting fertility by stimulating and then maintaining fertilizing potential. Either reductions in the availability of FPP, adenosine, calcitonin, and angiotensin II or defects in their receptors contribute to male infertility (Fraser, L.R. and Adeoya-Osiguwa, S. A. 2001 Vitam Horm 63, 1-28).

[0114] CCL2 (MCP-1), CCL7, CCL8, CCL16, CCL18 and fractalkine play an important role in pathophysiological conditions, such as suppression of proliferation of myeloid progenitor cells, neoplasia, inflammatory host responses, cancer, psoriasis, rheumatoid arthritis, atherosclerosis, vasculitis, humoral and cell-mediated immunity responses, leukocyte adhesion and migration processes at the endothelium, inflammatory bowel disease, restenosis, pulmonary fibrosis, pulmonary hypertension, liver fibrosis, liver cirrhosis, nephrosclerosis, ventricular remodeling, heart failure, arteriopathy after organ transplantations and failure of vein grafts.

[0115] A number of studies have underlined in particular the crucial role of MCP-1 for the development of atherosclerosis (Gu, L., et al., (1998) Mol.Cell 2, 275-281; Gosling, J., et al., (1999) J Clin.Invest 103, 773-778); rheumatoid arthritis (Gong, J. H., et al., (1997) J Exp.Med 186, 131-137; Ogata, H., et al., (1997) J Pathol. 182, 106-114); pancreatitis (Bhatia, M., et al., (2005) Am.J Physiol Gastrointest.Liver Physiol 288, G1259-G1265); Alzheimer's disease (Yamamoto, M., et al., (2005) Am.J Pathol. 166, 1475-1485); lung fibrosis (Inoshima, I., et al., (2004) Am.J Physiol Lung Cell Mol.Physiol/286, L1038-L1044); renal fibrosis (Wada, T., et al., (2004) J Am.Soc.Nephrol. 15, 940-948), and graft rejection (Saiura, A., et al., (2004) Arterioscler. Thromb. Vasc. Biol.

24, 1886-1890). Furthermore, MCP-1 might also play a role in gestosis (Katabuchi, H., et al., (2003) Med Electron Microsc. 36, 253-262), as a paracrine factor in tumor development (Ohta, M., et al., (2003) Int.J Oncol. 22, 773-778; Li, S., et al., (2005) J Exp.Med 202, 617-624), neuropathic pain (White, F. A., et al., (2005) Proc. Natl. Acad.Sci.U.S.A) and AIDS (Park, I. W., Wang, J. F., and Groopman, J. E. (2001) Blood 97, 352-358; Coll, B., et al., (2006) Cytokine 34, 51-55).

[0116] MCP-1 levels are increased in CSF of AD patients and patients showing mild cognitive impairment (MCI) (Galimberti, D., et al., (2006) Arch.Neurol. 63, 538-543). Furthermore, MCP-1 shows an increased level in serum of patients with MCI and early AD (Clerici, F., et al., (2006) Neurobiol.Aging 27, 1763-1768).

[0117] Several cytotoxic T lymphocyte peptide-based vaccines against hepatitis B, human immunodeficiency virus and melanoma were recently studied in clinical trials. One interesting melanoma vaccine candidate alone or in combination with other tumor antigens, is the decapeptide ELA. This peptide is a Melan-A/MART-1 antigen immunodominant peptide analog, with an N-terminal glutamic acid. It has been reported that the amino group and gamma-carboxylic group of glutamic acids, as well as the amino group and gamma-carboxamide group of glutamines, condense easily to form pyroglutamic derivatives. To overcome this stability problem, several peptides of pharmaceutical interest have been developed with a pyroglutamic acid instead of N-terminal glutamine or glutamic acid, without loss of pharmacological properties. Unfortunately compared with ELA, the pyroglutamic acid derivative (PyrELA) and also the N-terminal acetyl-capped derivative (AcELA) failed to elicit cytotoxic T lymphocyte (CTL) activity. Despite the apparent minor modifications introduced in PyrELA and AcELA, these two derivatives probably have lower affinity than ELA for the specific class I major histocompatibility complex. Consequently, in order to conserve full activity of ELA, the formation of PyrELA must be avoided (Beck A. et al. 2001, J Pept Res 57(6):528-38.).

[0118] Orexin A is a neuropeptide that plays a significant role in the regulation of food intake and sleep-wakefulness, possibly by coordinating the complex behavioral and physiologic responses of these complementary homeostatic functions. It plays also a role in the homeostatic regulation of energy metabolism, autonomic function, hormonal balance and the regulation of body fluids.

[0119] Recently, increased levels of the pentapeptide QYNAD were identified in the cerebrospinal fluid (CSF) of patients suffering from multiple sclerosis or Guillain-Barré syndrome compared to healthy individuals (Brinkmeier H. et al. 2000, Nature Medicine 6, 808-811). There is a big controversy in the literature about the mechanism of action of the pentapeptide Gln-Tyr-Asn-Ala-Asp (QYNAD), especially its efficacy to interact with and block sodium channels resulting in the promotion of axonal dysfunction, which are involved in inflammatory autoimmune diseases of the central nervous system. But recently, it could be demonstrated that not QYNAD, but its cyclized, pyroglutamated form, pEYNAD, is the active form, which blocks sodium channels resulting in the promotion of axonal dysfunction. Sodium channels are expressed at high density in myelinated axons and play an obligatory role in conducting action potentials along axons within the mammalian brain and spinal cord. Therefore, it is speculated that they are involved in several aspects of the pathophysiology of inflammatory autoimmune diseases, especially multiple sclerosis, the Guillain-Barré syndrome and chronic inflammatory demyelinating polyradiculoneuropathy.

[0120] Furthermore, QYNAD is a substrate of the enzyme glutaminyl cyclase (QC, EC 2.3.2.5), which is also present in the brain of mammals, especially in human brain. Glutaminyl cyclase catalyzes effectively the formation of pEYNAD from its precursor QYNAD.

[0121] Accordingly, the present invention provides the the claimed compounds for use in the prevention or alleviation or treatment of a disease selected from the group consisting of mild cognitive impairment, Alzheimer's disease, Familial British Dementia, Familial Danish Dementia, neurodegeneration in Down Syndrome, Huntington's disease, Kennedy's disease, ulcer disease, duodenal cancer with or w/o *Helicobacter pylori* infections, colorectal cancer, Zollinger-Ellison syndrome, gastric cancer with or without *Helicobacter pylori* infections, pathogenic psychotic conditions, schizophrenia, infertility, neoplasia, inflammatory host responses, cancer, malign metastasis, melanoma, psoriasis, rheumatoid arthritis, atherosclerosis, pancreatitis, restenosis, impaired humoral and cell-mediated immune responses, leukocyte adhesion and migration processes in the endothelium, impaired food intake, impaired sleep-wakefulness, impaired homeostatic regulation of energy metabolism, impaired autonomic function, impaired hormonal balance or impaired regulation of body fluids, multiple sclerosis, the Guillain-Barré syndrome and chronic inflammatory demyelinating polyradiculoneuropathy.

[0122] Furthermore, by administration of a compound according to the present invention to a mammal it can be possible to stimulate the proliferation of myeloid progenitor cells.

[0123] In addition, the administration of a QC inhibitor according to the present invention can lead to suppression of male fertility.

[0124] In a preferred embodiment, the present invention provides the inhibitors of QC (EC) activity in combination with other

agents, especially for use in the treatment of neuronal diseases, arteriosclerosis and multiple sclerosis.

[0125] Most preferably, said compounds of the present invention are suitable for use in the treatment of a disease selected from the group consisting of mild cognitive impairment, Alzheimer's disease, Familial British Dementia, Familial Danish Dementia, neurodegeneration in Down Syndrome, Parkinson's disease and Chorea Huntington, comprising the administration of a therapeutically active amount of at least one compound of formula (I) to a mammal, preferably a human.

[0126] Even preferably, said compounds of the present invention are suitable for use in the treatment of rheumatoid arthritis, arteriosclerosis, pancreatitis and restenosis.

Pharmaceutical combinations

[0127] In a preferred embodiment, the present invention provides a composition, preferably a pharmaceutical composition, comprising at least one QC inhibitor optionally in combination with at least one other agent selected from the group consisting of nootropic agents, neuroprotectants, antiparkinsonian drugs, amyloid protein deposition inhibitors, beta amyloid synthesis inhibitors, antidepressants, anxiolytic drugs, antipsychotic drugs and anti-multiple sclerosis drugs.

[0128] Most preferably, said QC inhibitor is a compound of formula (I) of the present invention.

[0129] More specifically, the aforementioned other agent is selected from the group consisting of beta-amyloid antibodies, cysteine protease inhibitors, PEP-inhibitors, LiCl, acetylcholinesterase (AChE) inhibitors, PIMT enhancers, inhibitors of beta secretases, inhibitors of gamma secretases, inhibitors of aminopeptidases, preferably inhibitors of dipeptidyl peptidases, most preferably DP IV inhibitors; inhibitors of neutral endopeptidase, inhibitors of Phosphodiesterase-4 (PDE-4), TNFalpha inhibitors, muscarinic M1 receptor antagonists, NMDA receptor antagonists, sigma-1 receptor inhibitors, histamine H3 antagonists, immunomodulatory agents, immunosuppressive agents, MCP-1 antagonists or an agent selected from the group consisting of antegren (natalizumab), Neurelan (fampridine-SR), campath (alemtuzumab), IR 208, NBI 5788/MSP 771 (tiplimotide), paclitaxel, Anergix MS (AG 284), SH636, Differin (CD 271, adapalene), BAY 361677 (interleukin-4), matrix-metalloproteinase-inhibitors (e.g. BB 76163), interferon-tau (trophoblastin) and SAIK-MS.

[0130] Furthermore, the other agent may be, for example, an anti-anxiety drug or antidepressant selected from the group consisting of

1. (a) Benzodiazepines, e.g. alprazolam, chlordiazepoxide, clobazam, clonazepam, clorazepate, diazepam, fludiazepam, loflazepate, lorazepam, methaqualone, oxazepam, prazepam, tranxene,
2. (b) Selective serotonin re-uptake inhibitors (SSRI's), e.g. citalopram, fluoxetine, fluvoxamine, escitalopram, sertraline, paroxetine,
3. (c) Tricyclic antidepressants, e.g. amitriptyline, clomipramine, desipramine, doxepin, imipramine
4. (d) Monoamine oxidase (MAO) inhibitors,
5. (e) Azapirones, e.g. buspirone, tandospirone,
6. (f) Serotonin-norepinephrine reuptake inhibitors (SNRI's), e.g. venlafaxine, duloxetine,
7. (g) Mirtazapine,
8. (h) Norepinephrine reuptake inhibitors (NRI's), e.g. reboxetine,
9. (i) Bupropione,
10. (j) Nefazodone,
11. (k) beta-blockers,
12. (l) NPY-receptor ligands: NPY agonists or antagonists.

[0131] In a further embodiment, the other agent may be, for example, an anti-multiple sclerosis drug selected from the group consisting of

- a) dihydroorotate dehydrogenase inhibitors, e.g. SC-12267, teriflunomide, MNA-715, HMR-1279 (syn. to HMR-1715, MNA-279),
- b) autoimmune suppressant, e.g. laquinimod,
- c) paclitaxel,

- d) antibodies, e.g. AGT-1, anti-granulocyte-macrophage colony-stimulating factor (GM-CSF) monoclonal antibody, Nogo receptor modulators, ABT-874, alemtuzumab (CAMPATH), anti-OX40 antibody, CNTO-1275, DN-1921, natalizumab (syn. to AN-100226, Antegren, VLA-4 Mab), daclizumab (syn. to Zenepax, Ro-34-7375, SMART anti-Tac), J-695, priliximab (syn. to Centara, CEN-000029, cM-T412), MRA, Dantes, anti-I L-12-antibody,
- e) peptide nucleic acid (PNA) preparations, e.g. reticulose,
- f) interferon alpha, e.g. Alfaferone, human alpha interferon (syn. to Omniferon, Alpha Leukoferon),
- g) interferon beta, e.g. Frone, interferon beta-1a like Avonex, Betron (Rebif), interferon beta analogs, interferon beta-transferrin fusion protein, recombinant interferon beta-1 b like Betaseron,
- h) interferon tau,
- i) peptides, e.g. AT-008, AnergiXMS, Immunokine (alpha-Immunokine-NNS03), cyclic peptides like ZD-7349,
- j) therapeutic enzymes, e.g. soluble CD8 (sCD8),
- k) multiple sclerosis-specific autoantigen-encoding plasmid and cytokine-encoding plasmid, e.g. BHT-3009;
- l) inhibitor of TNF-alpha, e.g. BLX-1002, thalidomide, SH-636,
- m) TNF antagonists, e.g. solimastat, lenercept (syn. to RO-45-2081, Tenefuse), onercept (sTNFR1), CC-1069,
- n) TNF alpha, e.g. etanercept (syn. to Enbrel, TNR-001)
- o) CD28 antagonists, e.g. abatacept,
- p) Lck tyrosine kinase inhibitors,
- q) cathepsin K inhibitors,
- r) analogs of the neuron-targeting membrane transporter protein taurine and the plant-derived calpain inhibitor leupeptin, e.g. Neurodur,
- s) chemokine receptor-1 (CCR1) antagonist, e.g. BX-471,
- t) CCR2 antagonists,
- u) AMPA receptor antagonists, e.g. ER-167288-01 and ER-099487, E-2007, talampanel,
- v) potassium channel blockers, e.g. fampridine,
- w) tosyl-proline-phenylalanine small-molecule antagonists of the VLA-4/VCAM interaction, e.g. TBC-3342,
- x) cell adhesion molecule inhibitors, e.g. TBC-772,
- y) antisense oligonucleotides, e.g. EN-101,
- z) antagonists of free immunoglobulin light chain (IgLC) binding to mast cell receptors, e.g. F-991,
- aa) apoptosis inducing antigens, e.g. Apogen MS,
- bb) alpha-2 adrenoceptor agonist, e.g. tizanidine (syn. to Zanaflex, Ternelin, Sirdalvo, Sirdalud, Mionidine),
- cc) copolymer of L-tyrosine, L-lysine, L-glutamic acid and L-alanine, e.g. glatiramer acetate (syn. to Copaxone, COP-1, copolymer-1),
- dd) topoisomerase II modulators, e.g. mitoxantrone hydrochloride,
- ee) adenosine deaminase inhibitor, e.g. cladribine (syn. to Leustatin, Mylinax, RWJ-26251),
- ff) interleukin-10, e.g. ilodecakin (syn. to Tenovil, Sch-52000, CSIF),
- gg) interleukin-12 antagonists, e.g. lisofylline (syn. to CT-1501 R, LSF, lysofylline),
- hh) Ethanaminum, e.g. SRI-62-834 (syn. to CRC-8605, NSC-614383),

- ii) immunomodulators, e.g. SAIK-MS, PNU-156804, alpha-fetoprotein peptide (AFP), IPDS,
- jj) retinoid receptor agonists, e.g. adapalene (syn. to Differin, CD-271),
- kk) TGF-beta, e.g. GDF-1 (growth and differentiation factor 1),
- ll) TGF-beta-2, e.g. BetaKine,
- mm) MMP inhibitors, e.g. glycomed,
- nn) phosphodiesterase 4 (PDE4) inhibitors, e.g. RPR-122818,
- oo) purine nucleoside phosphorylase inhibitors, e.g. 9-(3-pyridylmethyl)-9-deazaguanine, peldesine (syn. to BCX-34, TO-200),
- pp) alpha-4/beta-1 integrin antagonists, e.g. ISIS-104278,
- qq) antisense alpha4 integrin (CD49d), e.g. ISIS-17044, ISIS-27104,
- rr) cytokine-inducing agents, e.g. nucleosides, ICN-17261,
- ss) cytokine inhibitors,
- tt) heat shock protein vaccines, e.g. HSPPC-96,
- uu) neuregulin growth factors, e.g. GGF-2 (syn. to neuregulin, glial growth factor 2),
- vv) cathepsin S - inhibitors,
- ww) broprimine analogs, e.g. PNU-56169, PNU-63693,
- xx) Monocyte chemoattractant protein-1 inhibitors, e.g. benzimidazoles like MCP-1 inhibitors, LKS-1456, PD-064036, PD-064126, PD-084486, PD-172084, PD-172386.

[0132] Further, the present invention provides pharmaceutical compositions e.g. for parenteral, enteral or oral administration, comprising at least one QC inhibitor, optionally in combination with at least one of the other aforementioned agents.

[0133] These combinations provide a particularly beneficial effect. Such combinations are therefore shown to be effective and suitable for use in the treatment of the aforementioned diseases. Accordingly, the invention provides said combination for use in the treatment of these conditions.

[0134] The method comprises either co-administration of at least one QC inhibitor and at least one of the other agents or the sequential administration thereof.

[0135] Co-administration includes administration of a formulation, which comprises at least one QC inhibitor and at least one of the other agents or the essentially simultaneous administration of separate formulations of each agent.

[0136] Beta-amyloid antibodies and compositions containing the same are described, e.g. in WO 2006/137354, WO 2006/118959, WO 2006/103116, WO 2006/095041, WO 2006/081171, WO 2006/066233, WO 2006/066171, WO 2006/066089, WO 2006/066049, WO 2006/055178, WO 2006/046644, WO 2006/039470, WO 2006/036291, WO 2006/026408, WO 2006/016644, WO 2006/014638, WO 2006/014478, WO 2006/008661, WO 2005/123775, WO 2005/120571, WO 2005/105998, WO 2005/081872, WO 2005/080435,

[0137] WO 2005/028511, WO 2005/025616, WO 2005/025516, WO 2005/023858, WO 2005/018424, WO 2005/011599, WO 2005/000193, WO 2004/108895, WO 2004/098631, WO 2004/080419, WO 2004/071408, WO 2004/069182, WO 2004/067561, WO 2004/044204, WO 2004/032868, WO 2004/031400, WO 2004/029630, WO 2004/029629, WO 2004/024770, WO 2004/024090, WO 2003/104437, WO 2003/089460, WO 2003/086310, WO 2003/077858, WO 2003/074081, WO 2003/070760, WO 2003/063760, WO 2003/055514, WO 2003/051374, WO 2003/048204, WO 2003/045128, WO 2003/040183, WO 2003/039467, WO 2003/016466, WO 2003/015691, WO 2003/014162, WO 2003/012141, WO 2002/088307, WO 2002/088306, WO 2002/074240, WO 2002/046237, WO 2002/046222, WO 2002/041842, WO 2001/062801, WO 2001/012598, WO 2000/077178, WO 2000/072880, WO 2000/063250, WO 1999/060024, WO 1999/027944, WO 1998/044955, WO 1996/025435, WO 1994/017197, WO 1990/014840, WO 1990/012871, WO 1990/012870, WO 1989/006242.

[0138] The beta-amyloid antibodies may be selected from, for example, polyclonal, monoclonal, chimeric or humanized antibodies. Furthermore, said antibodies may be useful to develop active and passive immune therapies, i.e. vaccines and monoclonal antibodies. Suitable examples of beta-amyloid antibodies are ACU-5A5, huC091 (Acumen/Merck); PF-4360365, RI-1014, RI-1219, RI-409, RN-1219 (Rinat Neuroscience Corp (Pfizer Inc)); the nanobody therapeutics of Ablynx/Boehringer Ingelheim; beta-amyloid-specific humanized monoclonal antibodies of Intellect Neurosciences/IBL; m266, m266.2 (Eli Lilly & Co.); AAB-02 (Elan); bapineuzumab (Elan); BAN-2401 (Bioarctic Neuroscience AB); ABP-102 (Abiogen Pharma SpA); BA-27, BC-05 (Takeda); R-1450 (Roche); ESBA-212 (ESBATEch AG); AZD-3102 (AstraZeneca) and beta-amyloid antibodies of Mindset BioPharmaceuticals Inc.

[0139] Especially preferred are antibodies, which recognize the N-terminus of the Asp peptide. A suitable antibody, which recognizes the A β 3-N-Terminus is, for example Acl-24 (AC Immune SA).

[0140] A monoclonal antibody against beta-amyloid peptide is disclosed in WO 2007/068412. Respective chimeric and humanized antibodies are disclosed in WO 2008/011348. A method for producing a vaccine composition for treating an amyloid-associated disease is disclosed in WO 2007/068411.

[0141] Suitable cysteine protease inhibitors are inhibitors of cathepsin B. Inhibitors of cathepsin B and compositions containing such inhibitors are described, e.g. in WO 2006/060473, WO 2006/042103, WO 2006/039807, WO 2006/021413, WO 2006/021409, WO 2005/097103, WO 2005/007199, WO2004/084830, WO 2004/078908, WO 2004/026851, WO 2002/094881, WO 2002/027418, WO 2002/021509, WO 1998/046559, WO 1996/021655.

[0142] Examples of suitable PIMT enhancers are 10-aminoaliphatic-dibenz[b, f] oxepines described in WO 98/15647 and WO 03/057204, respectively. Further useful according to the present invention are modulators of PIMT activity described in WO 2004/039773.

[0143] Inhibitors of beta secretase and compositions containing such inhibitors are described, e.g. in WO03/059346, WO2006/099352, WO2006/078576, WO2006/060109, WO2006/057983, WO2006/057945, WO2006/055434, WO2006/044497, WO2006/034296, WO2006/034277, WO2006/029850, WO2006/026204, WO2006/014944, WO2006/014762, WO2006/002004, US 7,109,217, WO2005/113484, WO2005/103043, WO2005/103020, WO2005/065195, WO2005/051914, WO2005/044830, WO2005/032471, WO2005/018545, WO2005/004803, WO2005/004802, WO2004/062625, WO2004/043916, WO2004/013098, WO03/099202, WO03/043987, WO03/039454, US 6,562,783, WO02/098849 and WO02/096897.

[0144] Suitable examples of beta secretase inhibitors for the purpose of the present invention are WY-25105 (Wyeth); Posiphen, (+)-pheneserine (TorreyPines / NIH); LSN-2434074, LY-2070275, LY-2070273, LY-2070102 (Eli Lilly & Co.); PNU-159775A, PNU-178025A, PNU-17820A, PNU-33312, PNU-38773, PNU-90530 (Elan / Pfizer); KMI-370, KMI-358, kmi-008 (Kyoto University); OM-99-2, OM-003 (Athenagen Inc.); AZ-12304146 (AstraZeneca / Astex); GW-840736X (GlaxoSmithKline pic.), DNP-004089 (De Novo Pharmaceuticals Ltd.) and CT-21166 (CoMentis Inc.).

[0145] Inhibitors of gamma secretase and compositions containing such inhibitors are described, e.g. in WO2005/008250, WO2006/004880, US 7,122,675, US 7,030,239, US 6,992,081, US 6,982,264, WO2005/097768, WO2005/028440, WO2004/101562, US 6,756,511, US 6,683,091, WO03/066592, WO03/014075, WO03/013527, WO02/36555, WO01/53255, US 7,109,217, US 7,101,895, US 7,049,296, US 7,034,182, US 6,984,626, WO2005/040126, WO2005/030731, WO2005/014553, US 6,890,956, EP 1334085, EP 1263774, WO2004/101538, WO2004/00958, WO2004/089911, WO2004/073630, WO2004/069826, WO2004/039370, WO2004/031139, WO2004/031137, US 6,713,276, US 6,686,449, WO03/091278, US 6,649,196, US 6,448,229, WO01/77144 and WO01/66564.

[0146] Suitable gamma secretase inhibitors for the purpose of the present invention are GSI-953, WAY-GSI-A, WAY-GSI-B (Wyeth); MK-0752, MRK-560, L-852505, L-685-458, L-852631, L-852646 (Merck & Co. Inc.); LY-450139, LY-411575, AN-37124 (Eli Lilly & Co.); BMS-299897, BMS-433796 (Bristol-Myers Squibb Co.); E-2012 (Eisai Co. Ltd.); EHT-0206, EHT-206 (ExonHit Therapeutics SA); and NGX-555 (TorreyPines Therapeutics Inc.).

[0147] DP IV-inhibitors and compositions containing such inhibitors are described, e.g. in US6,011,155; US6,107,317; US6,110,949; US6,124,305; US6,172,081; WO99/61431, WO99/67278, WO99/67279, DE19834591, WO97/40832, WO95/15309, WO98/19998, WO00/07617, WO99/38501, WO99/46272, WO99/38501, WO01/68603, WO01/40180, WO01/81337, WO01/81304, WO01/55105, WO02/02560, WO01/34594, WO02/38541, WO02/083128, WO03/072556, WO03/002593, WO03/000250, WO03/000180, WO03/000181, EP1258476, WO03/002553, WO03/002531, WO03/002530, WO03/004496, WO03/004498, WO03/024942, WO03/024965, WO03/033524, WO03/035057, WO03/035067, WO03/037327,

WO03/040174, WO03/045977, WO03/055881, WO03/057144, WO03/057666, WO03/068748, WO03/068757, WO03/082817, WO03/101449, WO03/101958, WO03/104229, WO03/74500, WO2004/007446, WO2004/007468, WO2004/018467, WO2004/018468, WO2004/018469, WO2004/026822, WO2004/032836, WO2004/033455, WO2004/037169, WO2004/041795, WO2004/043940, WO2004/048352, WO2004/050022, WO2004/052850, WO2004/058266, WO2004/064778, WO2004/069162, WO2004/071454, WO2004/076433, WO2004/076434, WO2004/087053, WO2004/089362, WO2004/099185, WO2004/103276, WO2004/103993, WO2004/108730, WO2004/110436, WO2004/111041, WO2004/112701, WO2005/000846, WO2005/000848, WO2005/011581, WO2005/016911, WO2005/023762, WO2005/025554, WO2005/026148, WO2005/030751, WO2005/033106, WO2005/037828, WO2005/040095, WO2005/044195, WO2005/047297, WO2005/051950, WO2005/056003, WO2005/056013, WO2005/058849, WO2005/075426, WO2005/082348, WO2005/085246, WO2005/087235, WO2005/095339, WO2005/095343, WO2005/095381, WO2005/108382, WO2005/113510, WO2005/116014, WO2005/116029, WO2005/118555, WO2005/120494, WO2005/121089, WO2005/121131, WO2005/123685, WO2006/0995613; WO2006/009886; WO2006/013104; WO2006/017292; WO2006/019965; WO2006/020017; WO2006/023750; WO2006/039325; WO2006/041976; WO2006/047248; WO2006/058064; WO2006/058628; WO2006/066747; WO2006/066770 and WO2006/068978.

[0148] Suitable DP IV-inhibitors for the purpose of the present invention are for example Sitagliptin, des-fluoro-sitagliptin (Merck & Co. Inc.); vildagliptin, DPP-728, SDZ-272-070 (Novartis) ; ABT-279, ABT-341 (Abbott Laboratories); denagliptin, TA-6666 (GlaxoSmithKline plc.); SYR-322 (Takeda San Diego Inc.); talabostat (Point Therapeutics Inc.); Ro-0730699, R-1499, R-1438 (Roche Holding AG); FE-999011 (Ferring Pharmaceuticals); TS-021 (Taisho Pharmaceutical Co. Ltd.); GRC-8200 (Glenmark Pharmaceuticals Ltd.); ALS-2-0426 (Alantos Pharmaceuticals Holding Inc.); ARI-2243 (Arisaph Pharmaceuticals Inc.); SSR-162369 (Sanofi-Synthelabo); MP-513 (Mitsubishi Pharma Corp.); DP-893, CP-867534-01 (Pfizer Inc.); TSL-225, TMC-2A (Tanabe Seiyaku Co. Ltd.); PHX-1149 (Phenomenix Corp.); saxagliptin (Bristol-Myers Squibb Co.); PSN-9301 ((OSI) Prosidion), S-40755 (Servier); KRP-104 (ActivX Biosciences Inc.); sulphostin (Zaidan Hojin); KR-62436 (Korea Research Institute of Chemical Technology); P32/98 (Probiobdrug AG); BI-A, BI-B (Boehringer Ingelheim Corp.); SK-0403 (Sanwa Kagaku Kenkyusho Co. Ltd.); and NNC-72-2138 (Novo Nordisk A/S).

[0149] Other preferred DP IV-inhibitors are

1. (i) dipeptide-like compounds, disclosed in WO 99/61431, e.g. N-valyl prolyl, O-benzoyl hydroxylamine, alanyl pyrrolidine, isoleucyl thiazolidine like L-allo-isoleucyl thiazolidine, L-threo-isoleucyl pyrrolidine and salts thereof, especially the fumaric salts, and L-allo-isoleucyl pyrrolidine and salts thereof;
2. (ii) peptide structures, disclosed in WO 03/002593, e.g. tripeptides;
3. (iii) peptidylketones, disclosed in WO 03/033524;
4. (iv) substituted aminoketones, disclosed in WO 03/040174;
5. (v) topically active DP IV-inhibitors, disclosed in WO 01/14318;
6. (vi) prodrugs of DP IV-inhibitors, disclosed in WO 99/67278 and WO 99/67279; and
7. (vii) glutaminy based DP IV-inhibitors, disclosed in WO 03/072556 and WO 2004/099134.

[0150] Suitable beta amyloid synthesis inhibitors for the purpose of the present invention are for example Bisnorcymserine (Axonyx Inc.); (R)-flurbiprofen (MCP-7869; Flurizan) (Myriad Genetics); nitroflurbiprofen (NicOx); BGC-20-0406 (Sankyo Co. Ltd.) and BGC-20-0466 (BTG pic.).

[0151] Suitable amyloid protein deposition inhibitors for the purpose of the present invention are for example SP-233 (Samaritan Pharmaceuticals); AZD-103 (Ellipsis Neurotherapeutics Inc.); AAB-001 (Bapineuzumab), AAB-002, ACC-001 (Elan Corp pic.); Colostrinin (ReGen Therapeutics pic.); Tramiprosate (Neurochem); AdPEDI-(amyloid-beta1-6)11 (Vaxin Inc.); MPI-127585, MPI-423948 (Mayo Foundation); SP-08 (Georgetown University); ACU-5A5 (Acumen / Merck); Transthyretin (State University of New York); PTI-777, DP-74, DP 68, Exebryl (ProteoTech Inc.); m266 (Eli Lilly & Co.); EGb-761 (Dr. Willmar Schwabe GmbH); SPI-014 (Satori Pharmaceuticals Inc.); ALS-633, ALS-499 (Advanced Life Sciences Inc.); AGT-160 (ArmaGen Technologies Inc.); TAK-070 (Takeda Pharmaceutical Co. Ltd.); CHF-5022, CHF-5074, CHF-5096 and CHF-5105 (Chiesi Farmaceutici SpA.).

[0152] Suitable PDE-4 inhibitors for the purpose of the present invention are for example Doxofylline (Istituto Biologico Chemioterapica ABC SpA.); idudilast eye drops, tielukast, ibudilast (Kyorin Pharmaceutical Co. Ltd.); theophylline (Elan Corp.); cilomilast (GlaxoSmithKline pic.); Atopik (Barrier Therapeutics Inc.); tofimilast, CI-1044, PD-189659, CP-220629, PDE 4d inhibitor BHN (Pfizer Inc.); arofylline, LAS-37779 (Almirall Prodesfarma SA.); roflumilast, hydroxypumafentrine (Altana AG), tetomilast (Otsuka Pharmaceutical Co. Ltd.); tielukast, ibudilast (Kyorin Pharmaceutical), CC-10004 (Celgene Corp.); HT-0712, IPL-4088 (Inflazyme Pharmaceuticals Ltd.); MEM-1414, MEM-1917 (Memory Pharmaceuticals Corp.); oglemilast, GRC-4039 (Glenmark Pharmaceuticals Ltd.); AWD-12-281, ELB-353, ELB-526 (Elbion AG); EHT-0202 (ExonHit Therapeutics SA.); ND-1251 (Neuro3d

SA.); 4AZA-PDE4 (4 AZA Bioscience NV.); AVE-8112 (Sanofi-Aventis); CR-3465 (Rottapharm SpA.); GP-0203, NCS-613 (Centre National de la Recherche Scientifique); KF-19514 (Kyowa Hakko Kogyo Co. Ltd.); ONO-6126 (Ono Pharmaceutical Co. Ltd.); OS-0217 (Dainippon Pharmaceutical Co. Ltd.); IBFB-130011, IBFB-150007, IBFB-130020, IBFB-140301 (IBFB Pharma GmbH); IC-485 (ICOS Corp.); RBx-14016 and RBx-11082 (Ranbaxy Laboratories Ltd.). A preferred PDE-4-inhibitor is Rolipram.

[0153] MAO inhibitors and compositions containing such inhibitors are described, e.g. in WO2006/091988, WO2005/007614, WO2004/089351, WO01/26656, WO01/12176, WO99/57120, WO99/57119, WO99/13878, WO98/40102, WO98/01157, WO96/20946, WO94/07890 and WO92/21333.

[0154] Suitable MAO-inhibitors for the purpose of the present invention are for example Linezolid (Pharmacia Corp.); RWJ-416457 (RW Johnson Pharmaceutical Research Institute); budipine (Altana AG); GPX-325 (BioResearch Ireland); isocarboxazid; phenelzine; tranylcypromine; indantadol (Chiesi Farmaceutici SpA.); moclobemide (Roche Holding AG); SL-25.1131 (Sanofi-Synthelabo); CX-1370 (Burroughs Wellcome Co.); CX-157 (Krenitsky Pharmaceuticals Inc.); desoxypeganine (HF Arzneimittelforschung GmbH & Co. KG); bifemelane (Mitsubishi-Tokyo Pharmaceuticals Inc.); RS-1636 (Sankyo Co. Ltd.); esuprone (BASF AG); rasagiline (Teva Pharmaceutical Industries Ltd.); ladostigil (Hebrew University of Jerusalem); safinamide (Pfizer) and NW-1048 (Newron Pharmaceuticals SpA.).

[0155] Suitable histamine H3 antagonists for the purpose of the present invention are, e.g. ABT-239, ABT-834 (Abbott Laboratories); 3874-H1 (Aventis Pharma); UCL-2173 (Berlin Free University), UCL-1470 (BioProjet, Societe Civile de Recherche); DWP-302 (Daewoong Pharmaceutical Co Ltd); GSK-189254A, GSK-207040A (GlaxoSmith Kline Inc.); cipralisant, GT-2203 (Gliatech Inc.); Ciproxifan (INSERM), 1S,2S-2-(2-Aminoethyl)-1-(1H-imidazol-4-yl)cyclopropane (Hokkaido University); JNJ-17216498, JNJ-5207852 (Johnson & Johnson); NNC-0038-0000-1049 (Novo Nordisk A/S); and Sch-79687 (Schering-Plough).

[0156] PEP inhibitors and compositions containing such inhibitors are described, e.g. in JP 01042465, JP 03031298, JP 04208299, WO 00/71144, US 5,847,155; JP 09040693, JP 10077300, JP 05331072, JP 05015314, WO 95/15310, WO 93/00361, EP 0556482, JP 06234693, JP 01068396, EP 0709373, US 5,965,556, US 5,756,763, US 6,121,311, JP 63264454, JP 64000069, JP 63162672, EP 0268190, EP 0277588, EP 0275482, US 4,977,180, US 5,091,406, US 4,983,624, US 5,112,847, US 5,100,904, US 5,254,550, US 5,262,431, US 5,340,832, US 4,956,380, EP 0303434, JP 03056486, JP 01143897, JP 1226880, EP 0280956, US 4,857,537, EP 0461677, EP 0345428, JP 02275858, US 5,506,256, JP 06192298, EP 0618193, JP 03255080, EP 0468469, US 5,118,811, JP 05025125, WO 9313065, JP 05201970, WO 9412474, EP 0670309, EP 0451547, JP 06339390, US 5,073,549, US 4,999,349, EP 0268281, US 4,743,616, EP 0232849, EP 0224272, JP 62114978, JP 62114957, US 4,757,083, US 4,810,721, US 5,198,458, US 4,826,870, EP 0201742, EP 0201741, US 4,873,342, EP 0172458, JP 61037764, EP 0201743, US 4,772,587, EP 0372484, US 5,028,604, WO 91/18877, JP 04009367, JP 04235162, US 5,407,950, WO 95/01352, JP 01250370, JP 02207070, US 5,221,752, EP 0468339, JP 04211648, WO 99/46272, WO 2006/058720 and PCT/EP2006/061428.

[0157] Suitable prolyl endopeptidase inhibitors for the purpose of the present invention are, e.g. Fmoc-Ala-Pyrr-CN, Z-Phe-Pro-Benzothiazole (Probiobdrug), Z-321 (Zeria Pharmaceutical Co Ltd.); ONO-1603 (Ono Pharmaceutical Co Ltd); JTP-4819 (Japan Tobacco Inc.) and S-17092 (Servier).

[0158] Other suitable compounds that can be used according to the present invention in combination with QC-inhibitors are NPY, an NPY mimetic or an NPY agonist or antagonist or a ligand of the NPY receptors.

[0159] Preferred according to the present invention are antagonists of the NPY receptors.

[0160] Suitable ligands or antagonists of the NPY receptors are 3a, 4,5,9b-tetrahydro-1h-benz[e]indol-2-yl amine-derived compounds as disclosed in WO 00/68197.

[0161] NPY receptor antagonists which may be mentioned include those disclosed in European patent applications EP 0 614 911, EP 0 747 357, EP 0 747 356 and EP 0 747 378; international patent applications WO 94/17035, WO 97/19911, WO 97/19913, WO 96/12489, WO 97/19914, WO 96/22305, WO 96/40660, WO 96/12490, WO 97/09308, WO 97/20820, WO 97/20821, WO 97/20822, WO 97/20823, WO 97/19682, WO 97/25041, WO 97/34843, WO 97/46250, WO 98/03492, WO 98/03493, WO 98/03494 and WO 98/07420; WO 00/30674, US patents Nos. 5,552,411, 5,663,192 and 5,567,714; 6,114,336, Japanese patent application JP 09157253; international patent applications WO 94/00486, WO 93/12139, WO 95/00161 and WO 99/15498; US Patent No. 5,328,899; German patent application DE 393 97 97; European patent applications EP 355 794 and EP 355 793; and Japanese patent applications JP 06116284 and JP 07267988. Preferred NPY antagonists include those compounds that are specifically disclosed in these patent documents. More preferred compounds include amino acid and non-peptide-based NPY antagonists. Amino acid and non-peptide-based NPY antagonists which may be mentioned include those disclosed in European patent applications EP 0 614 911, EP 0 747 357, EP 0 747 356 and EP 0 747 378; international patent applications

WO 94/17035, WO 97/19911, WO 97/19913, WO 96/12489, WO 97/19914, WO 96/22305, WO 96/40660, WO 96/12490, WO 97/09308, WO 97/20820, WO 97/20821, WO 97/20822, WO 97/20823, WO 97/19682, WO 97/25041, WO 97/34843, WO 97/46250, WO 98/03492, WO 98/03493, WO 98/03494, WO 98/07420 and WO 99/15498 ; US patents Nos. 5,552,411, 5,663,192 and 5,567,714; and Japanese patent application JP 09157253. Preferred amino acid and non-peptide-based NPY antagonists include those compounds that are specifically disclosed in these patent documents.

[0162] Particularly preferred compounds include amino acid-based NPY antagonists. Amino acid-based compounds, which may be mentioned include those disclosed in international patent applications WO 94/17035, WO 97/19911, WO 97/19913, WO 97/19914 or, preferably, WO 99/15498. Preferred amino acid-based NPY antagonists include those that are specifically disclosed in these patent documents, for example BIBP3226 and, especially, (R)-N²-(diphenylacetyl)-(R)-N-[1-(4-hydroxy- phenyl) ethyl] arginine amide (Example 4 of international patent application WO 99/15498).

[0163] M1 receptor agonists and compositions containing such inhibitors are described, e.g. in WO2004/087158, WO91/10664.

[0164] Suitable M1 receptor antagonists for the purpose of the present invention are for example CDD-0102 (Cognitive Pharmaceuticals); Cevimeline (Evoxac) (Snow Brand Milk Products Co. Ltd.); NGX-267 (TorreyPines Therapeutics); sabcomeline (GlaxoSmithKline); alvamine (H Lundbeck A/S); LY-593093 (Eli Lilly & Co.); VRTX-3 (Vertex Pharmaceuticals Inc.); WAY-132983 (Wyeth) and CI-101 7/ (PD-151832) (Pfizer Inc.).

[0165] Acetylcholinesterase inhibitors and compositions containing such inhibitors are described, e.g. in WO2006/071274, WO2006/070394, WO2006/040688, WO2005/092009, WO2005/079789, WO2005/039580, WO2005/027975, WO2004/084884, WO2004/037234, WO2004/032929, WO03/101458, WO03/091220, WO03/082820, WO03/020289, WO02/32412, WO01/85145, WO01/78728, WO01/66096, WO00/02549, WO01/00215, WO00/15205, WO00/23057, WO00/33840, WO00/30446, WO00/23057, WO00/15205, WO00/09483, WO00/07600, WO00/02549, WO99/47131, WO99/07359, WO98/30243, WO97/38993, WO97/13754, WO94/29255, WO94/20476, WO94/19356, WO93/03034 and WO92/19238.

[0166] Suitable acetylcholinesterase inhibitors for the purpose of the present invention are for example Donepezil (Eisai Co. Ltd.); rivastigmine (Novartis AG); (-)-phenserine (TorreyPines Therapeutics); ladostigil (Hebrew University of Jerusalem); huperzine A (Mayo Foundation); galantamine (Johnson & Johnson); Memoquin (Universita di Bologna); SP-004 (Samaritan Pharmaceuticals Inc.); BGC-20-1259 (Sankyo Co. Ltd.); physostigmine (Forest Laboratories Inc.); NP-0361 (Neuropharma SA); ZT-1 (Debiopharm); tacrine (Warner-Lambert Co.); metrifonate (Bayer Corp.) and INM-176 (WhanIn).

[0167] NMDA receptor antagonists and compositions containing such inhibitors are described, e.g. in WO2006/094674, WO2006/058236, WO2006/058059, WO2006/010965, WO2005/000216, WO2005/102390, WO2005/079779, WO2005/079756, WO2005/072705, WO2005/070429, WO2005/055996, WO2005/035522, WO2005/009421, WO2005/000216, WO2004/092189, WO2004/039371, WO2004/028522, WO2004/009062, WO03/010159, WO02/072542, WO02/34718, WO01/98262, WO01/94321, WO01/92204, WO01/81295, WO01/32640, WO01/10833, WO01/10831, WO00/56711, WO00/29023, WO00/00197, WO99/53922, WO99/48891, WO99/45963, WO99/01416, WO99/07413, WO99/01416, WO98/50075, WO98/50044, WO98/10757, WO98/05337, WO97/32873, WO97/23216, WO97/23215, WO97/23214, WO96/14318, WO96/08485, WO95/31986, WO95/26352, WO95/26350, WO95/26349, WO95/26342, WO95/12594, WO95/02602, WO95/02601, WO94/20109, WO94/13641, WO94/09016 and WO93/25534.

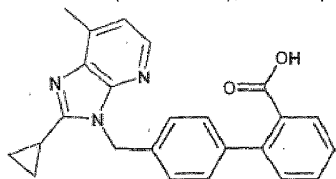
[0168] Suitable NMDA receptor antagonists for the purpose of the present invention are for example Memantine (Merz & Co. GmbH); topiramate (Johnson & Johnson); AVP-923 (Neurodrex) (Center for Neurologic Study); EN-3231 (Endo Pharmaceuticals Holdings Inc.); neramexane (MRZ-2/579) (Merz and Forest); CNS-5161 (CeNeS Pharmaceuticals Inc.); dextranabinol (HU-211; Sinnabidol; PA-50211) (Pharmos); EpiCept NP-1 (Dalhousie University); indantadol (V-3381; CNP-3381) (Vernalis); perzinfotel (EAA-090, WAY-126090, EAA-129) (Wyeth); RGH-896 (Gedeon Richter Ltd.); traxoprodil (CP-101606), besonprodil (PD-196860, CI-1041) (Pfizer Inc.); CGX-1007 (Cognetix Inc.); delucemine (NPS-1506) (NPS Pharmaceuticals Inc.); EVT-101 (Roche Holding AG); acamprosate (Synchro neuron LLC.); CR-3991, CR-2249, CR-3394 (Rottapharm SpA.); AV-101 (4-Cl-kynurenine (4-Cl-KYN)), 7-chloro-kynurenine acid (7-Cl-KYNA) (VistaGen); NPS-1407 (NPS Pharmaceuticals Inc.); YT-1006 (Yaupon Therapeutics Inc.); ED-1812 (Sosei R&D Ltd.); himantane (hydrochloride N-2-(adamantly)-hexamethylen-imine) (RAMS); Lancicemine (AR-R-15896) (AstraZeneca); EVT-102, Ro-25-6981 and Ro-63-1908 (Hoffmann-La Roche AG / Evotec).

[0169] Furthermore, the present invention relates to combination therapies suitable for use in the treatment of atherosclerosis, restenosis or arthritis, administering a QC inhibitor in combination with another therapeutic agent selected from the group consisting of inhibitors of the angiotensin converting enzyme (ACE); angiotensin II receptor blockers; diuretics; calcium channel blockers (CCB); beta-blockers; platelet aggregation inhibitors; cholesterol absorption modulators; HMG-Co-A reductase inhibitors;

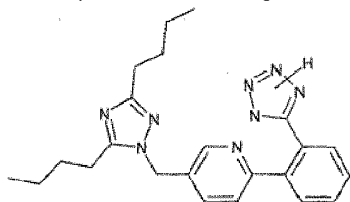
high density lipoprotein (HDL) increasing compounds; renin inhibitors; IL-6 inhibitors; antiinflammatory corticosteroids; antiproliferative agents; nitric oxide donors; inhibitors of extracellular matrix synthesis; growth factor or cytokine signal transduction inhibitors; MCP-1 antagonists and tyrosine kinase inhibitors providing beneficial or synergistic therapeutic effects over each monotherapy component alone.

[0170] Angiotensin II receptor blockers are understood to be those active agents that bind to the AT₁-receptor subtype of angiotensin II receptor but do not result in activation of the receptor. As a consequence of the blockade of the AT₁ receptor, these antagonists can, e.g. be employed as antihypertensive agents.

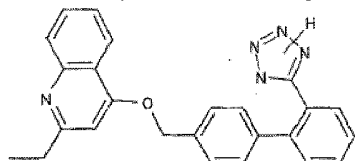
[0171] Suitable angiotensin II receptor blockers which may be employed in the combination of the present invention include AT₁ receptor antagonists having differing structural features, preferred are those with non-peptidic structures. For example, mention may be made of the compounds that are selected from the group consisting of valsartan (EP 443983), losartan (EP 253310), candesartan (EP 459136), eprosartan (EP 403159), irbesartan (EP 454511), olmesartan (EP 503785), tasosartan (EP 539086), telmisartan (EP 522314), the compound with the designation E-41 77 of the formula



the compound with the designation SC-52458 of the following formula



and the compound with the designation the compound ZD-8731 of the formula



or, in each case, a pharmaceutically acceptable salt thereof.

[0172] Preferred AT₁-receptor antagonists are those agents that have been approved and reached the market, most preferred is valsartan, or a pharmaceutically acceptable salt thereof.

[0173] The interruption of the enzymatic degradation of angiotensin to angiotensin II with ACE inhibitors is a successful variant for the regulation of blood pressure and thus also makes available a therapeutic method for the treatment of hypertension.

[0174] A suitable ACE inhibitor to be employed in the combination of the present invention is, e.g. a compound selected from the group consisting of alacepril, benazepril, benazeprilat; captopril, ceronapril, cilazapril, delapril, enalapril, enaprilat, fosinopril, imidapril, lisinopril, moxetipril, perindopril, quinapril, ramipril, spirapril, temocapril andtrandolapril, or in each case, a pharmaceutically acceptable salt thereof.

[0175] Preferred ACE inhibitors are those agents that have been marketed, most preferred are benazepril and enalapril.

[0176] A diuretic is, for example, a thiazide derivative selected from the group consisting of chlorothiazide, hydrochlorothiazide, methylclothiazide, and chlorothalidon. The most preferred diuretic is hydrochlorothiazide. A diuretic furthermore comprises a potassium sparing diuretic such as amiloride or triameterine, or a pharmaceutically acceptable salt thereof.

[0177] The class of CCBs essentially comprises dihydropyridines (DHPs) and non-DHPs, such as diltiazem-type and verapamil-type CCBs.

[0178] A CCB useful in said combination is preferably a DHP representative selected from the group consisting of amlodipine, felodipine, ryosidine, isradipine, lacidipine, nicardipine, nifedipine, niguldipine, niludipine, nimodipine, nisoldipine, nitrendipine and

nivaldipine, and is preferably a non-DHP representative selected from the group consisting of flunarizine, prenylamine, diltiazem, fendiline, gallopamil, mibefradil, anipamil, tiapamil and verapamil, and in each case, a pharmaceutically acceptable salt thereof. All these CCBs are therapeutically used, e.g. as anti-hypertensive, anti-angina pectoris or anti-arrhythmic drugs.

[0179] Preferred CCBs comprise amlodipine, diltiazem, isradipine, nicardipine, nifedipine, nimodipine, nisoldipine, nitrendipine and verapamil or, e.g. dependent on the specific CCB, a pharmaceutically acceptable salt thereof. Especially preferred as DHP is amlodipine or a pharmaceutically acceptable salt thereof, especially the besylate. An especially preferred representative of non-DHPs is verapamil or a pharmaceutically acceptable salt, especially the hydrochloride, thereof.

[0180] Beta-blockers suitable for use in the present invention include beta-adrenergic blocking agents (beta-blockers), which compete with epinephrine for beta-adrenergic receptors and interfere with the action of epinephrine. Preferably, the beta-blockers are selective for the beta-adrenergic receptor as compared to the alpha-adrenergic receptors, and so do not have a significant alpha-blocking effect. Suitable beta-blockers include compounds selected from acebutolol, atenolol, betaxolol, bisoprolol, carteolol, carvedilol, esmolol, labetalol, metoprolol, nadolol, oxprenolol, penbutolol, pindolol, propranolol, sotalol and timolol. Where the beta-blocker is an acid or base or otherwise capable of forming pharmaceutically acceptable salts or prodrugs, these forms are considered to be encompassed herein, and it is understood that the compounds may be administered in free form or in the form of a pharmaceutically acceptable salt or a prodrug, such as a physiologically hydrolyzable and acceptable ester. For example, metoprolol is suitably administered as its tartrate salt, propranolol is suitably administered as the hydrochloride salt, and so forth.

[0181] Platelet aggregation inhibitors include PLAVIX® (clopidogrel bisulfate), PLETAL® (cilostazol) and aspirin.

[0182] Cholesterol absorption modulators include ZETIA® (ezetimibe) and KT6-971 (Kotobuki Pharmaceutical Co. Japan).

[0183] HMG-Co-A reductase inhibitors (also called beta-hydroxy-beta-methylglutaryl-co-enzyme-A reductase inhibitors or statins) are understood to be those active agents which may be used to lower lipid levels including cholesterol in blood.

[0184] The class of HMG-Co-A reductase inhibitors comprises compounds having differing structural features. For example, mention may be made of the compounds, which are selected from the group consisting of atorvastatin, cerivastatin, fluvastatin, lovastatin, pitavastatin, pravastatin, rosuvastatin and simvastatin, or in each case, a pharmaceutically acceptable salt thereof.

[0185] Preferred HMG-Co-A reductase inhibitors are those agents, which have been marketed, most preferred is atorvastatin, pitavastatin or simvastatin, or a pharmaceutically acceptable salt thereof.

[0186] HDL-increasing compounds include, but are not limited to, cholesterol ester transfer protein (CETP) inhibitors. Examples of CETP inhibitors include JTT705 disclosed in Example 26 of U.S. Patent No. 6,426,365 issued July 30, 2002, and pharmaceutically acceptable salts thereof.

[0187] Inhibition of interleukin 6 mediated inflammation may be achieved indirectly through regulation of endogenous cholesterol synthesis and isoprenoid depletion or by direct inhibition of the signal transduction pathway utilizing interleukin-6 inhibitor/antibody, interleukin-6 receptor inhibitor/antibody, interleukin-6 antisense oligonucleotide (ASON), gp130 protein inhibitor/antibody, tyrosine kinase inhibitors/antibodies, serine/threonine kinase inhibitors/antibodies, mitogen-activated protein (MAP) kinase inhibitors/antibodies, phosphatidylinositol 3-kinase (PI3K) inhibitors/antibodies, Nuclear factor kappaB (NF-κB) inhibitors/antibodies, IκB kinase (IKK) inhibitors/antibodies, activator protein-1 (AP-1) inhibitors/antibodies, STAT transcription factors inhibitors/antibodies, altered IL-6, partial peptides of IL-6 or IL-6 receptor, or SOCS (suppressors of cytokine signaling) protein, PPAR gamma and/or PPAR beta/delta activators/ligands or a functional fragment thereof.

[0188] A suitable antiinflammatory corticosteroid is dexamethasone.

[0189] Suitable antiproliferative agents are cladribine, rapamycin, vincristine and taxol.

[0190] A suitable inhibitor of extracellular matrix synthesis is halofuginone.

[0191] A suitable growth factor or cytokine signal transduction inhibitor is, e.g. the ras inhibitor R115777.

[0192] A suitable tyrosine kinase inhibitor is tyrphostin.

[0193] Suitable renin inhibitors are described, e.g. in WO 2006/116435. A preferred renin inhibitor is aliskiren, preferably in the

form of the hemi-fumarate salt thereof.

[0194] MCP-1 antagonists may, e.g. be selected from anti-MCP-1 antibodies, preferably monoclonal or humanized monoclonal antibodies, MCP-1 expression inhibitors, CCR2-antagonists, TNF-alpha inhibitors, VCAM-1 gene expression inhibitors and anti-C5a monoclonal antibodies.

[0195] MCP-1 antagonists and compositions containing such inhibitors are described, e.g. in WO02/070509, WO02/081463, WO02/060900, US2006/670364, US2006/677365, WO2006/097624, US2006/316449, WO2004/056727, WO03/053368, WO00/198289, WO00/157226, WO00/046195, WO00/046196, WO00/046199, WO00/046198, WO00/046197, WO99/046991, WO99/007351, WO98/006703, WO97/012615, WO2005/105133, WO03/037376, WO2006/125202, WO2006/085961, WO2004/024921, WO2006/074265.

[0196] Suitable MCP-1 antagonists are, for instance, C-243 (Telik Inc.); NOX-E36 (Noxxon Pharma AG); AP-761 (Actimis Pharmaceuticals Inc.); ABN-912, NIBR-177 (Novartis AG); CC-11006 (Celgene Corp.); SSR-150106 (Sanofi-Aventis); MLN-1202 (Millenium Pharmaceuticals Inc.); AGI-1067, AGIX-4207, AGI-1096 (AtherioGenics Inc.); PRS-211095, PRS-211092 (Pharmos Corp.); anti-C5a monoclonal antibodies, e.g. neutrazumab (G2 Therapies Ltd.); AZD-6942 (AstraZeneca pic.); 2-mercaptoimidazoles (Johnson & Johnson); TEI-E00526, TEI-6122 (Deltagen); RS-504393 (Roche Holding AG); SB-282241, SB-380732, ADR-7 (GlaxoSmithKline); anti-MCP-1 monoclonal antibodies (Johnson & Johnson).

[0197] Combinations of QC-inhibitors with MCP-1 antagonists may be suitable for use in the treatment of inflammatory diseases in general, including neurodegenerative diseases.

[0198] Combinations of QC-inhibitors with MCP-1 antagonists are preferred for use in the treatment of Alzheimer's disease.

[0199] Most preferably the QC inhibitor is combined with one or more compounds selected from the following group:

[0200] PF-4360365, m266, bapineuzumab, R-1450, Posiphen, (+)-phenserine, MK-0752, LY-450139, E-2012, (R)-flurbiprofen, AZD-103, AAB-001 (Bapineuzumab), Tramiprosate, EGb-761, TAK-070, Doxofylline, theophylline, cilomilast, tofimilast, roflumilast, tetomilast, tiplukast, ibudilast, HT-0712, MEM-1414, oglemilast, Linezolid, budipine, isocarboxazid, phenelzine, tranlycypromine, indantadol, moclobemide, rasagiline, ladostigil, safinamide, ABT-239, ABT-834, GSK-189254A, Ciproxifan, JNJ-17216498, Fmoc-Ala-Pyrr-CN, Z-Phe-Pro-Benzothiazole, Z-321, ONO-1603, JTP-4819, S-17092, BIBP3226; (R)-N2-(diphenylacetyl)-(R)-N-[1-(4-hydroxyphenyl) ethyl] arginine amide, Cevimeline, sabcomeline, (PD-151832), Donepezil, rivastigmine, (-)-phenserine, ladostigil, galantamine, tacrine, metrifonate, Memantine, topiramate, AVP-923, EN-3231, neramexane, valsartan, benazepril, enalapril, hydrochlorothiazide, amlodipine, diltiazem, isradipine, nicardipine, nifedipine, nimodipine, nisoldipine, nitrendipine, verapamil, amlodipine, acebutolol, atenolol, betaxolol, bisoprolol, carteolol, carvedilol, esmolol, labetalol, metoprolol, nadolol, oxprenolol, penbutolol, pindolol, propranolol, sotalol, timolol, PLAVIX® (clopidogrel bisulfate), PLETAL® (cilostazol), aspirin, ZETIA® (ezetimibe) and KT6-971, statins, atorvastatin, pitavastatin or simvastatin; dexamethasone, cladribine, rapamycin, vincristine, taxol, aliskiren, C-243, ABN-912, SSR-150106, MLN-1202 and betaferon.

[0201] In particular, the following combinations are considered:

- a QC inhibitor, preferably a QC inhibitor of formula (I), more preferably a QC inhibitor selected from any one of examples 1-33, in combination with Atorvastatin for use in the treatment and/or prevention of atherosclerosis,
- a QC inhibitor, preferably a QC inhibitor of formula (I), more preferably a QC inhibitor selected from any one of examples 1-33, in combination with immunosuppressive agents, preferably rapamycin for use in the prevention and/or treatment of restenosis,
- a QC inhibitor, preferably a QC inhibitor of formula (I), more preferably a QC inhibitor selected from any one of examples 1-33, in combination with immunosuppressive agents, preferably paclitaxel for use in the prevention and/or treatment of restenosis,
- a QC inhibitor, preferably a QC inhibitor of formula (I), more preferably a QC inhibitor selected from any one of examples 1-33, in combination with AChE inhibitors, preferably Donepezil, for use in the prevention and/or treatment of Alzheimer's disease,
- a QC inhibitor, preferably a QC inhibitor of formula (I), more preferably a QC inhibitor selected from any one of examples 1-33, in combination with interferones, preferably Aronex, for use in the prevention and/or treatment of multiple sclerosis,
- a QC inhibitor, preferably a QC inhibitor of formula (I), more preferably a QC inhibitor selected from any one of examples 1-33, in combination with interferones, preferably betaferon, for use in the prevention and/or treatment of multiple sclerosis,
- a QC inhibitor, preferably a QC inhibitor of formula (I), more preferably a QC inhibitor selected from any one of examples 1-33, in combination with interferones, preferably Rebif, for use in the prevention and/or treatment of multiple sclerosis

- a QC inhibitor, preferably a QC inhibitor of formula (I), more preferably a QC inhibitor selected from any one of examples 1-33, in combination with Copaxone, for use in the prevention and/or treatment of multiple sclerosis,
- a QC inhibitor, preferably a QC inhibitor of formula (I), more preferably a QC inhibitor selected from any one of examples 1-33, in combination with dexamethasone, for use in the prevention and/or treatment of restenosis,
- a QC inhibitor, preferably a QC inhibitor of formula (I), more preferably a QC inhibitor selected from any one of examples 1-33, in combination with dexamethasone, for use in the prevention and/or treatment of atherosclerosis,
- a QC inhibitor, preferably a QC inhibitor of formula (I), more preferably a QC inhibitor selected from any one of examples 1-33, in combination with dexamethasone, for use in the prevention and/or treatment of rheumatoid arthritis,
- a QC inhibitor, preferably a QC inhibitor of formula (I), more preferably a QC inhibitor selected from any one of examples 1-33, in combination with HMG-Co-A-reductase inhibitors, for use in the prevention and/or treatment of restenosis, wherein the HMG-Co-A-reductase inhibitor is selected from atorvastatin, cerivastatin, fluvastatin, lovastatin, pitavastatin, pravastatin, rosuvastatin and simvastatin,
- a QC inhibitor, preferably a QC inhibitor of formula (I), more preferably a QC inhibitor selected from any one of examples 1-33, in combination with HMG-Co-A reductase inhibitors, for use in the prevention and/or treatment of atherosclerosis wherein the HMG-Co-A-reductase inhibitor is selected from atorvastatin, cerivastatin, fluvastatin, lovastatin, pitavastatin, pravastatin, rosuvastatin and simvastatin,
- a QC inhibitor, preferably a QC inhibitor of formula (I), more preferably a QC inhibitor selected from any one of examples 1-33, in combination with HMG-Co-A reductase inhibitors, for use in the prevention and/or treatment of rheumatoid arthritis wherein the HMG-Co-A-reductase inhibitor is selected from atorvastatin, cerivastatin, fluvastatin, lovastatin, pitavastatin, pravastatin, rosuvastatin and simvastatin,
- a QC inhibitor, preferably a QC inhibitor of formula (I), more preferably a QC inhibitor selected from any one of examples 1-33, in combination with amyloid-beta antibodies for use in the prevention and/or treatment of mild cognitive impairment, wherein the amyloid-beta antibody is Acl-24,
- a QC inhibitor, preferably a QC inhibitor of formula (I), more preferably a QC inhibitor selected from any one of examples 1-33, in combination with amyloid-beta antibodies for use in the prevention and/or treatment of Alzheimer's disease, wherein the amyloid-beta antibody is Acl-24,
- a QC inhibitor, preferably a QC inhibitor of formula (I), more preferably a QC inhibitor selected from any one of examples 1-33, in combination with amyloid-beta antibodies for use in the prevention and/or treatment of neurodegeneration in Down Syndrome, wherein the amyloid-beta antibody is Acl-24,
- a QC inhibitor, preferably a QC inhibitor of formula (I), more preferably a QC inhibitor selected from any one of examples 1-33, in combination with beta-secretase inhibitors for use in the prevention and/or treatment of mild cognitive impairment, wherein the beta-secretase inhibitor is selected from WY-25105, GW-840736X and CTS-21166,
- a QC inhibitor, preferably a QC inhibitor of formula (I), more preferably a QC inhibitor selected from any one of examples 1-33, in combination with beta-secretase inhibitors for use in the prevention and/or treatment of Alzheimer's disease, wherein the beta-secretase inhibitor is selected from WY-25105, GW-840736X and CTS-21166,
- a QC inhibitor, preferably a QC inhibitor of formula (I), more preferably a QC inhibitor selected from any one of examples 1-33, in combination with beta-secretase inhibitors for use in the prevention and/or treatment of neurodegeneration in Down Syndrome, wherein the beta-secretase inhibitor is selected from WY-25105, GW-840736X and CTS-21166,
- a QC inhibitor, preferably a QC inhibitor of formula (I), more preferably a QC inhibitor selected from any one of examples 1-33, in combination with gamma-secretase inhibitors for use in the prevention and/or treatment of mild cognitive impairment, wherein the gamma-secretase inhibitor is selected from LY-450139, LY-411575 and AN-37124,
- a QC inhibitor, preferably a QC inhibitor of formula (I), more preferably a QC inhibitor selected from any one of examples 1-33, in combination with gamma-secretase inhibitors for use in the prevention and/or treatment of Alzheimer's disease, wherein the gamma-secretase inhibitor is selected from LY-450139, LY-411575 and AN-37124,
- a QC inhibitor, preferably a QC inhibitor of formula (I), more preferably a QC inhibitor selected from any one of examples 1-33, in combination with gamma-secretase inhibitors for use in the prevention and/or treatment of neurodegeneration in Down Syndrome, wherein the gamma-secretase inhibitor is selected from LY-450139, LY-411575 and AN-37124.

[0202] Such a combination therapy is in particular useful for AD, FAD, FDD and neurodegeneration in Down syndrome as well as atherosclerosis, rheumatoid arthritis, restenosis and pancreatitis.

[0203] Such combination therapies might result in a better therapeutic effect (less proliferation as well as less inflammation, a stimulus for proliferation) than would occur with either agent alone.

[0204] With regard to the specific combination of inhibitors of QC and further compounds it is referred in particular to WO 2004/098625 in this regard.

Pharmaceutical compositions

[0205] To prepare the pharmaceutical compositions of this invention, at least one compound of formula (I) optionally in combination with at least one of the other aforementioned agents can be used as the active ingredient(s). The active ingredient(s) is intimately admixed with a pharmaceutical carrier according to conventional pharmaceutical compounding techniques, which carrier may take a wide variety of forms depending of the form of preparation desired for administration, e.g., oral or parenteral such as intramuscular. In preparing the compositions in oral dosage form, any of the usual pharmaceutical media may be employed. Thus, for liquid oral preparations, such as for example, suspensions, elixirs and solutions, suitable carriers and additives include water, glycols, oils, alcohols, flavoring agents, preservatives, coloring agents and the like; for solid oral preparations such as, for example, powders, capsules, gelcaps and tablets, suitable carriers and additives include starches, sugars, diluents, granulating agents, lubricants, binders, disintegrating agents and the like. Because of their ease in administration, tablets and capsules represent the most advantageous oral dosage unit form, in which case solid pharmaceutical carriers are obviously employed. If desired, tablets may be sugar coated or enteric coated by standard techniques. For parenterals, the carrier will usually comprise sterile water, though other ingredients, for example, for purposes such as aiding solubility or for preservation, may be included.

[0206] Injectable suspensions may also prepared, in which case appropriate liquid carriers, suspending agents and the like may be employed. The pharmaceutical compositions herein will contain, per dosage unit, e.g., tablet, capsule, powder, injection, teaspoonful and the like, an amount of the active ingredient(s) necessary to deliver an effective dose as described above. The pharmaceutical compositions herein will contain, per dosage unit, e.g., tablet, capsule, powder, injection, suppository, teaspoonful and the like, from about 0.03 mg to 100 mg/kg (preferred 0.1 - 30 mg/kg) and may be given at a dosage of from about 0.1 - 300 mg/kg per day (preferred 1 - 50 mg/kg per day) of each active ingredient or combination thereof. The dosages, however, may be varied depending upon the requirement of the patients, the severity of the condition being treated and the compound being employed. The use of either daily administration or post-periodic dosing may be employed.

[0207] Preferably these compositions are in unit dosage forms from such as tablets, pills, capsules, powders, granules, sterile parenteral solutions or suspensions, metered aerosol or liquid sprays, drops, ampoules, autoinjector devices or suppositories; for oral parenteral, intranasal, sublingual or rectal administration, or for administration by inhalation or insufflation. Alternatively, the composition may be presented in a form suitable for once-weekly or once-monthly administration; for example, an insoluble salt of the active compound, such as the decanoate salt, may be adapted to provide a depot preparation for intramuscular injection. For preparing solid compositions such as tablets, the principal active ingredient is mixed with a pharmaceutical carrier, e.g. conventional tableting ingredients such as corn starch, lactose, sucrose, sorbitol, talc, stearic acid, magnesium stearate, dicalcium phosphate or gums, and other pharmaceutical diluents, e.g. water, to form a solid preformulation composition containing a homogeneous mixture of a compound of the present invention, or a pharmaceutically acceptable salt thereof. When referring to these preformulation compositions as homogeneous, it is meant that the active ingredient is dispersed evenly throughout the composition so that the composition may be readily subdivided into equally effective dosage forms such as tablets, pills and capsules. This solid preformulation composition is then subdivided into unit dosage forms of the type described above containing from 0.1 to about 500 mg of each active ingredient or combinations thereof of the present invention.

[0208] The tablets or pills of the compositions of the present invention can be coated or otherwise compounded to provide a dosage form affording the advantage of prolonged action. For example, the tablet or pill can comprise an inner dosage and an outer dosage component, the latter being in the form of an envelope over the former. The two components can be separated by an enteric layer which serves to resist disintegration in the stomach and permits the inner component to pass intact into the duodenum or to be delayed in release. A variety of material can be used for such enteric layers or coatings, such materials including a number of polymeric acids with such materials as shellac, cetyl alcohol and cellulose acetate.

[0209] This liquid forms in which the compositions of the present invention may be incorporated for administration orally or by injection include, aqueous solutions, suitably flavoured syrups, aqueous or oil suspensions, and flavoured emulsions with edible oils such as cottonseed oil, sesame oil, coconut oil or peanut oil, as well as elixirs and similar pharmaceutical vehicles. Suitable dispersing or suspending agents for aqueous suspensions, include synthetic and natural gums such as tragacanth, acacia, alginate, dextran, sodium carboxymethylcellulose, methylcellulose, polyvinylpyrrolidone or gelatin.

[0210] The pharmaceutical composition may contain between about 0.01 mg and 100 mg, preferably about 5 to 50 mg, of each compound, and may be constituted into any form suitable for the mode of administration selected. Carriers include necessary and inert pharmaceutical excipients, including, but not limited to, binders, suspending agents, lubricants, flavorants, sweeteners, preservatives, dyes, and coatings. Compositions suitable for oral administration include solid forms, such as pills, tablets, caplets,

capsules (each including immediate release, timed release and sustained release formulations), granules, and powders, and liquid forms, such as solutions, syrups, elixirs, emulsions, and suspensions. Forms useful for parenteral administration include sterile solutions, emulsions and suspensions.

[0211] Advantageously, compounds of the present invention may be administered in a single daily dose, or the total daily dosage may be administered in divided doses of two, three or four times daily. Furthermore, compounds for the present invention can be administered in intranasal form via topical use of suitable intranasal vehicles, or via transdermal skin patches well known to those of ordinary skill in that art. To be administered in the form of transdermal delivery system, the dosage administration will, of course, be continuous rather than intermittent throughout the dosage regimen.

[0212] For instance, for oral administration in the form of a tablet or capsule, the active drug component can be combined with an oral, non-toxic pharmaceutically acceptable inert carrier such as ethanol, glycerol, water and the like. Moreover, when desired or necessary, suitable binders; lubricants, disintegrating agents and coloring agents can also be incorporated into the mixture. Suitable binders include, without limitation, starch, gelatin, natural sugars such as glucose or betalactose, corn sweeteners, natural and synthetic gums such as acacia, tragacanth or sodium oleate, sodium stearate, magnesium stearate, sodium benzoate, sodium acetate, sodium chloride and the like. Disintegrators include, without limitation, starch, methyl cellulose, agar, bentonite, xanthan gum and the like.

[0213] The liquid forms in suitable flavored suspending or dispersing agents such as the synthetic and natural gums, for example, tragacanth, acacia, methyl-cellulose and the like. For parenteral administration, sterile suspensions and solutions are desired. Isotonic preparations which generally contain suitable preservatives are employed when intravenous administration is desired.

[0214] The compounds or combinations of the present invention can also be administered in the form of liposome delivery systems, such as small unilamellar vesicles, large unilamellar vesicles, and multilamellar vesicles. Liposomes can be formed from a variety of phospholipids, such as cholesterol, stearylamine or phosphatidylcholines.

[0215] Compounds or combinations of the present invention may also be delivered by the use of monoclonal antibodies as individual carriers to which the compound molecules are coupled. The compounds of the present invention may also be coupled with soluble polymers as targetable drug carriers. Such polymers can include polyvinylpyrrolidone, pyran copolymer, polyhydroxypropylmethacrylamidephenol, polyhydroxyethylaspartamid-ephenol, or polyethyl eneoxidepolylysine substituted with palmitoyl residue. Furthermore, the compounds of the present invention may be coupled to a class of biodegradable polymers useful in achieving controlled release of a drug, for example, polyactic acid, polyepsilon caprolactone, polyhydroxy butyric acid, polyorthoesters, polyacetals, polydihydropyrans, polycyanoacrylates and cross-linked or amphipathic block copolymers of hydrogels.

[0216] Compounds or combinations of this invention may be administered in any of the foregoing compositions and according to dosage regimens established in the art whenever their use in the treatment of the addressed disorders is required.

[0217] The daily dosage of the products may be varied over a wide range from 0.01 to 1.000 mg per mammal per day. For oral administration, the compositions are preferably provided in the form of tablets containing, 0.01, 0.05, 0.1, 0.5, 1.0, 2.5, 5.0, 10.0, 15.0, 25.0, 50.0, 100, 150, 200, 250 and 500 milligrams of each active ingredient or combinations thereof for the symptomatic adjustment of the dosage to the patient to be treated. An effective amount of the drug is ordinarily supplied at a dosage level of from about 0.1 mg/kg to about 300 mg/kg of body weight per day. Preferably, the range is from about 1 to about 50 mg/kg of body weight per day. The compounds or combinations may be administered on a regimen of 1 to 4 times per day.

[0218] Optimal dosages to be administered may be readily determined by those skilled in the art, and will vary with the particular compound used, the mode of administration, the strength of the preparation, the mode of administration, and the advancement of disease condition. In addition, factors associated with the particular patient being treated, including patient age, weight, diet and time of administration, will result in the need to adjust dosages.

[0219] In a further aspect, the invention also provides a process for preparing a pharmaceutical composition comprising at least one compound of formula (I), optionally in combination with at least one of the other aforementioned agents and a pharmaceutically acceptable carrier.

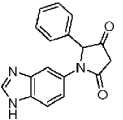
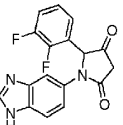
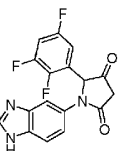
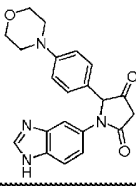
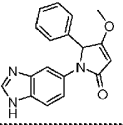
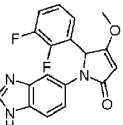
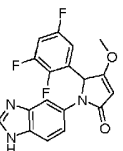
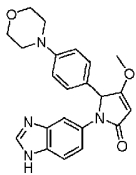
[0220] The compositions are preferably in a unit dosage form in an amount appropriate for the relevant daily dosage.

[0221] Suitable dosages, including especially unit dosages, of the the compounds of the present invention include the known

dosages including unit doses for these compounds as described or referred to in reference text such as the British and US Pharmacopoeias, Remington's Pharmaceutical Sciences (Mack Publishing Co.), Martindale The Extra Pharmacopoeia (London, The Pharmaceutical Press) (for example see the 31 st Edition page 341 and pages cited therein) or the above mentioned publications.

Examples

[0222]

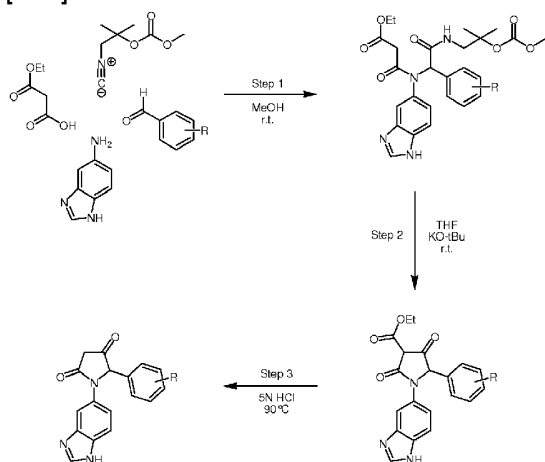
Example	Name	Structure	[M+H] ⁺
1	1-(1H-Benzo[d]imidazol-5-yl)-5-phenylpyrrolidine-2,4-dione		292.2
2	1-(1H-Benzo[d]imidazol-5-yl)-5-(2,3-difluorophenyl)pyrrolidine-2,4-dione		328.2
3	1-(1H-Benzo[d]imidazol-5-yl)-5-(2,3,5-trifluorophenyl)pyrrolidine-2,4-dione		346.3
4	1-(1H-Benzo[d]imidazol-5-yl)-5-(4-morpholinophenyl)pyrrolidine-2,4-dione		377.4
5	1-(1H-Benzo[d]imidazol-5-yl)-4-methoxy-5-phenyl-1H-pyrrol-2(5H)-one		306.4
6	1-(1H-Benzo[d]imidazol-5-yl)-5-(2,3-difluorophenyl)-4-methoxy-1H-pyrrol-2(5H)-one		342.1
7	1-(1H-Benzo[d]imidazol-5-yl)-5-(2,3,5-trifluorophenyl)-4-methoxy-1H-pyrrol-2(5H)-one		360.3
8	1-(1H-Benzo[d]imidazol-5-yl)-4-methoxy-5-(4-morpholinophenyl)-1H-pyrrol-2(5H)-one		391.3

Example	Name	Structure	[M+H] ⁺
9	1-(1H-Benzo[d]imidazol-5-yl)-5-(4-(4,4-difluoropiperidin-1-yl)phenyl)-4-methoxy-1H-pyrrol-2(5H)-one		425.4
10	1-(1H-Benzo[d]imidazol-5-yl)-5-(4-(4,4-difluorobutoxy)phenyl)-4-methoxy-1H-pyrrol-2(5H)-one		414.3
11	1-(1H-Benzo[d]imidazol-5-yl)-5-(4-butoxyphenyl)-4-methoxy-1H-pyrrol-2(5H)-one		378.4
12	1-(1H-Benzo[d]imidazol-5-yl)-4-methoxy-5-(4-thiomorpholinophenyl)-1H-pyrrol-2(5H)-one		407.5
13	1-(1H-Benzo[d]imidazol-5-yl)-5-(4-(4,4-difluorocyclohexyl)phenyl)-4-methoxy-1H-pyrrol-2(5H)-one		424.4
14	1-(1H-Benzo[d]imidazol-5-yl)-5-(4-(3,3-difluoropyrrolidin-1-yl)phenyl)-4-methoxy-1H-pyrrol-2(5H)-one		411.5
15	1-(1H-Benzo[d]imidazol-5-yl)-5-(4-(tetrahydro-2H-pyran-4-yl)phenyl)-4-methoxy-1H-pyrrol-2(5H)-one		390.3
16	1-(1H-Benzo[d]imidazol-5-yl)-5-(4-(1,1-dioxo-thian-4-yl)phenyl)-4-methoxy-1H-pyrrol-2(5H)-one		438.4

Example	Name	Structure	[M+H] ⁺
17	1-(1H-Benzo[d]imidazol-5-yl)-5-(4-(4-oxocyclohexyl)phenyl)-4-methoxy-1H-pyrrol-2(5H)-one		402.4
18	1-(1H-Benzo[d]imidazol-5-yl)-5-(4-(1,1-dioxo-4-thiomorpholin-4-yl)phenyl)-4-methoxy-1H-pyrrol-2(5H)-one		439.5
19	1-(1H-Benzo[d]imidazol-5-yl)-5-(4-(4-phenylpiperazin-1-yl)phenyl)-4-methoxy-1H-pyrrol-2(5H)-one		466.6
20	1-(1H-Benzo[d]imidazol-5-yl)-5-(4-(4-methylpiperazin-1-yl)phenyl)-4-methoxy-1H-pyrrol-2(5H)-one		404.5
21	1-(1H-Benzo[d]imidazol-5-yl)-5-(4-(4-cyclopropylpiperazin-1-yl)phenyl)-4-methoxy-1H-pyrrol-2(5H)-one		430.6
22	1-(1H-Benzo[d]imidazol-5-yl)-5-(4-(4-hydroxypiperidin-1-yl)phenyl)-4-methoxy-1H-pyrrol-2(5H)-one		404.5
23	1-(1H-Benzo[d]imidazol-5-yl)-4-(cyclohexylamino)-5-phenyl-1H-pyrrol-2(5H)-one		373.4
24	1-(1H-Benzo[d]imidazol-5-yl)-4-(cyclohexylamino)-5-(4-morpholinophenyl)-1H-pyrrol-2(5H)-one		458.5

Example	Name	Structure	[M+H] ⁺
25	1-(1H-Benzo[d]imidazol-5-yl)-4-(cyclohexylamino)-5-(2,3,5-trifluorophenyl)-1H-pyrrol-2(5H)-one		427.4
26	1-(1H-Benzo[d]imidazol-5-yl)-4-(cyclohexylamino)-5-(2,3-difluorophenyl)-1H-pyrrol-2(5H)-one		409.6
27	1-(1H-Benzo[d]imidazol-5-yl)-5-(4-morpholinophenyl)-4-(piperidin-1-yl)-1H-pyrrol-2(5H)-one		444.5
28	1-(1H-Benzo[d]imidazol-5-yl)-4-morpholino-5-(4-morpholinophenyl)-1H-pyrrol-2(5H)-one		446.6
29	1-(1H-Benzo[d]imidazol-5-yl)-4-(methylamino)-5-(4-morpholinophenyl)-1H-pyrrol-2(5H)-one		390.3
30	1-(1H-Benzo[d]imidazol-5-yl)-5-(4-morpholinophenyl)-4-(piperazin-1-yl)-1H-pyrrol-2(5H)-one		445.5
31	1-(1H-Benzo[d]imidazol-5-yl)-4-(dimethylamino)-5-(4-morpholinophenyl)-1H-pyrrol-2(5H)-one		404.3
32	1-(1H-Benzo[d]imidazol-5-yl)-4-(4,4-difluoropiperidin-1-yl)-5-(4-morpholinophenyl)-1H-pyrrol-2(5H)-one		480.4

Example	Name	Structure	[M+H] ⁺
33	1-(1H-Benzo[d]imidazol-5-yl)-4-(4-methylpiperazin-1-yl)-5-(4-morpholinophenyl)-1H-pyrrol-2(5H)-one		459.5

General synthesis description:**Method 1****[0223]****General procedures****Step 1**

[0224] A solution of 1 H-benzo[d]imidazol-5-amine (1 eq.) and the respective aldehyde (1 eq.) in dry methanol (3 ml in case of 1 mmol) was stirred at room temperature for 3 hours. After addition of 2-(ethoxycarbonyl)acetic acid (1 eq.) and 1-isocyano-2-methylpropan-2-yl methyl carbonate (1 eq.) stirring was continued for 16 hours. The solvent was evaporated and the residue was purified by flash chromatography on silica gel using a CHCl₃/MeOH gradient.

Step 2

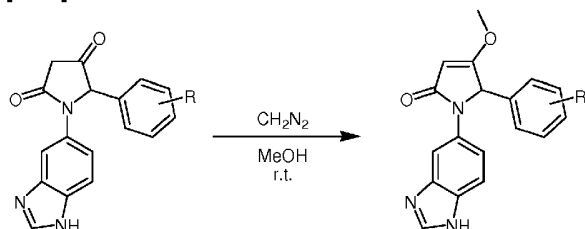
[0225] The respective 2-[(1H-benzo[d]imidazol-5-yl)[phenyl]({2-[(methoxycarbonyl)oxy]-2-methylpropyl}carbamoyl)methyl]carbamoyl]acetate (1 eq.) was dissolved in THF (8 ml in case of 1 mmol) under argon atmosphere. A 1M solution of potassium tert.-butoxide in THF (2 eq.) was added successively and the mixture was stirred at room temperature for 1 hour. After cooling to 0 °C the reaction was quenched by addition of ice. Aqueous hydrochloric acid (1 N) was added dropwise until a precipitate was formed. The precipitate was collected by filtration, washed with a small amount of EtOAc and water, dried *in vacuo* and was used without further purification.

Step 3

[0226] A suspension of the respective ethyl 1-(1H-benzo[d]imidazol-5-yl)-2,4-dioxo-5-phenylpyrrolidine-3-carboxylate in 5 N aqueous hydrochloric acid (3-6 ml) was heated to 90°C for 1.5 hours. After cooling to ambient temperature, the solution was filtered through a 0.45 µm syringe filter. The solvent was evaporated to give the title compounds without further purification steps.

Method 2

[0227]



General procedure

[0228] The respective pyrrolidine-2,4-dione derivative was dissolved in MeOH (20 ml) and water (1ml). Excess diazomethane/Et₂O was added and the mixture was stirred at room temperature until the evolution of gas stopped (about 10 min). The reaction was quenched with acetic acid and the volatiles were removed by evaporation. The residue was purified by semi-preparative HPLC.

Method 3

General procedures

Step 1

[0229] A solution of 1 H-benzo[d]imidazol-5-amine (1 eq.) and the respective aldehyde (1 eq.) in dry methanol (2-5 ml per mmol) was stirred at room temperature for 3 hours. After addition of 2-(ethoxycarbonyl)acetic acid (1 eq.) and 1-isocyano-2-methylpropan-2-yl methyl carbonate (1 eq.) stirring was continued for 16-24 hours. The solvent was evaporated and the residue was purified by flash chromatography.

Step 2

[0230] A solution of the respective ethyl 2-[(1H-benzo[d]imidazol-5-yl)]phenyl[2-[(methoxycarbonyl)oxy]-2-methylpropyl]carbamoyl)methyl]carbamoyl]acetate (1 eq.) in THF (10 ml) was added dropwise to a suspension of potassium-tert-butoxide in THF (2 eq.) at 0°C. The mixture was stirred at room temperature for 1-3 h. The reaction was quenched by addition of ice water and the volatiles were evaporated. Aqueous hydrochloric acid (1 N) was added dropwise until a precipitate was formed. The precipitate was collected by filtration, dried *in vacuo* and used without further purification.

Step 3

[0231] A suspension of the respective ethyl 1-(1H-benzo[d]imidazol-5-yl)-2,4-dioxo-5-phenylpyrrolidine-3-carboxylate in 4 N aqueous hydrochloric acid was heated to 65°C for 4 hours. The solvent was evaporated and the residue was dried *in vacuo* and

used without further purification.

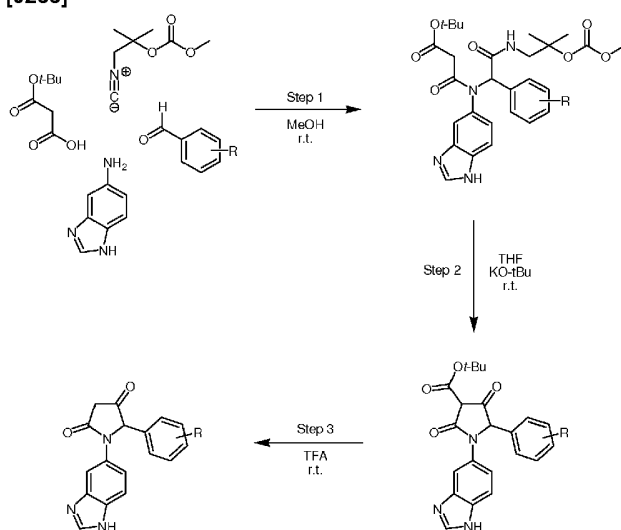
Method 4

General procedure

[0232] The respective pyrrolidine-2,4-dione derivative was dissolved in MeOH (5 ml per mmol) and cooled to -30°C. Excess diazomethane/Et₂O was added and the mixture was stirred at room temperature for 20-30 min. The volatiles were removed by evaporation. The residue was purified by semi-preparative HPLC.

Method 5

[0233]



General procedures

Step 1

[0234] A solution of 1H-benzo[d]imidazol-5-amine (1 eq.) and the respective aldehyde (1 eq.) in dry methanol (1-3 ml per mmol) was stirred at room temperature for 3 hours. After addition of mono-tert-Butyl malonate (1 eq.) and 1-isocyano-2-methylpropan-2-yl methyl carbonate (1 eq.) stirring was continued for 48 hours. The solvent was evaporated and the residue was purified by flash chromatography on silica gel using a CHCl₃/MeOH gradient.

Step 2

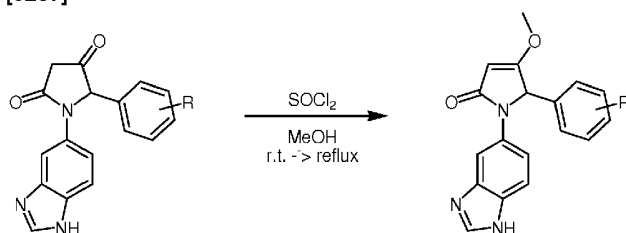
[0235] A solution of the respective tert.-butyl 2-[(1H-benzo[d]imidazol-5-yl)[phenyl]({2-[(methoxycarbonyl)oxy]-2-methylpropyl}carbamoyl)methyl]carbamoyl]acetate (1 eq.) was added dropwise to a suspension of potassium-tert- butoxide in THF (2 eq.) at 0°C. The mixture was stirred at room temperature for 1-2 h. The reaction was quenched by addition of ice water and the volatiles were evaporated. Aqueous hydrochloric acid (1 N) was added dropwise until a precipitate was formed. The precipitate was collected by filtration, dried *in vacuo* and used without further purification.

Step 3

[0236] A solution of the respective tert-butyl 1-(1H-benzo[d]imidazol-5-yl)-2,4-dioxo-5-phenylpyrrolidine-3-carboxylate in trifluoroacetic acid (5 ml per mmol) was stirred at room temperature for 1-3 h. The solvent was evaporated, co-distilled with toluene and dried *in vacuo* to give the respective crude 1-(1H-benzo[d]imidazol-5-yl)-5-phenylpyrrolidine-2,4-diones that was used without further purification.

Method 6

[0237]

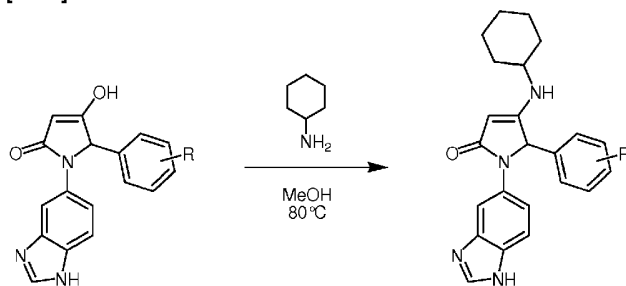


General procedure

[0238] Thionylchloride (2-2.5 eq.) was added dropwise to an ice-cooled solution of the respective 1-(1H-benzo[d]imidazol-5-yl)-5-phenylpyrrolidine-2,4-dione in dry MeOH (5-10 ml). The mixture was heated to reflux for 1-3 h. The volatiles were evaporated and the residue was partitioned between saturated sodium bicarbonate solution and chloroform or dichloromethane containing 0-10% MeOH. The combined organic layers were washed with brine, dried over Na_2SO_4 and evaporated. The residue was purified by chromatography.

Method 7

[0239]

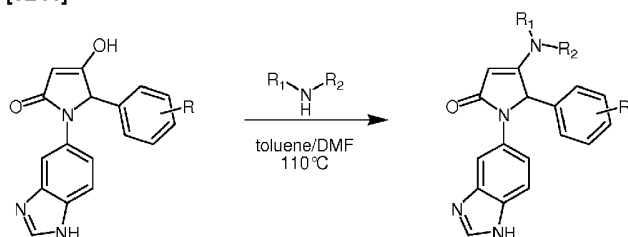


General procedure

[0240] A suspension of the respective 1-(1H-benzo[d]imidazol-5-yl)-4-hydroxy-5-phenyl-1H-pyrrol-2(5H)-one (1eq.) and cyclohexylamine (14 eq.) in dry MeOH (9 ml) was heated to 80°C for 4-15h. The reaction was monitored by MS and TLC. After cooling to room temperature the volatiles were evaporated. The residue was partitioned between water (15 ml) and EtOAc (15 ml). The aqueous layer was extracted with EtOAc (2x15 ml). The combined organic layers were dried over Na_2SO_4 and evaporated. The residue was purified by semi-preparative HPLC.

Method 8

[0241]

**General procedure**

[0242] A solution of the respective 1-(1H-benzo[d]imidazol-5-yl)-4-hydroxy-5-phenyl-1H-pyrrol-2-one (1eq.) in DMF/toluene (1:2) was treated with an excess of the respective amine. The mixture was heated to 110°C in a sealed tube for 6-20h. After cooling to room temperature the volatiles were evaporated. The residue was diluted with water and extracted with dichloromethane. The combined organic layers were washed with water and brine, dried over Na₂SO₄ and evaporated. The remains were subjected to chromatography (**method 8a**). Alternatively, the residue was directly subjected to column chromatography without extraction

(method 8b).

Synthesis of the examples**Intermediate 1**

Ethyl **2-[(1H-benzo[d]imidazol-5-yl)[phenyl({2-[(methoxycarbonyl)oxy]-2-methylpropyl}carbamoyl)methyl]carbamoyl]acetate**

[0243] The compound was synthesized starting from 1H-benzo[d]imidazol-5-amine (0.134g, 1mmol), benzaldehyde (101μl, 0.107g, 1mmol), 2-(ethoxycarbonyl)acetic acid (119μl, 0.133g, 1mmol) and 1-isocyano-2-methylpropan-2-yl methyl carbonate (0.157g, 1mmol) according to the method described in step 1.

Yield: 0.3g (58.8%); MS m/z 364.3, 435.6 [M-OCOOCH₃]⁺, 511.5 8 [M+H]⁺; HPLC (λ = 214 nm, [A]): rt 11.59 min (68%)

Intermediate 2

Ethyl **2-[(1H-benzo[d]imidazol-5-yl)[2,3-difluorophenyl({2-(methoxycarbonyl)-oxy]-2-methylpropyl}carbamoyl)methyl]carbamoyl]acetate**

[0244] The compound was synthesized starting from 1H-benzo[d]imidazol-5-amine (0.134g, 1mmol), 2,3difluorobenzaldehyde (110μl, 0.142g, 1mmol), 2-(ethoxycarbonyl)acetic acid (119μl, 0.133g, 1mmol) and 1-isocyano-2-methylpropan-2-yl methyl carbonate (0.157g, 1 mmol) according to the method described in step 1.

Yield: 0.134g (24.5%); MS m/z 400.3, 471.4 [M-OCOOCH₃]⁺, 547.5 [M+H]⁺; HPLC (λ = 214 nm, [A]): rt 12.39 min (90%)

Intermediate 3

Ethyl **2-[(1H-benzo[d]imidazol-5-yl)[2,3,5-trifluorophenyl({2-[(methoxycarbonyl)-oxy]-**

methylpropyl}carbamoyl)methyl}carbamoyl]acetate

[0245] The compound was synthesized starting from 1H-benzo[d]imidazol-5-amine (0.134g, 1mmol), 2,3,5-trifluorobenzaldehyde (114µl, 0.160g, 1mmol), 2-(ethoxycarbonyl)-acetic acid (119µl, 0.133g, 1mmol) and 1-isocyano-2-methylpropan-2-yl methyl carbonate (0.157g, 1 mmol) according to the method described in step 1.

Yield: 0.153g (27.1%); MS m/z 418.3, 489.5 [M-OCOOCH₃]⁺, 565.4 [M+H]⁺; HPLC (λ = 214 nm, [A]): rt 12.83 min (82%)

Intermediate 4

Ethyl 2-[(1H-benzo[d]imidazol-5-yl)]{[4-(morpholin-4-yl)phenyl]}{2-[(methoxy-carbonyl)oxy]-2-methylpropyl}carbamoyl)methyl}carbamoyl]acetate

[0246] The compound was synthesized starting from 1H-benzo[d]imidazol-5-amine (0.134g, 1mmol), 4-morpholinobenzaldehyde (0.191 g, 1mmol), 2-(ethoxycarbonyl)acetic acid (119µl, 0.133g, 1mmol) and 1-isocyano-2-methylpropan-2-yl methyl carbonate (0.157g, 1mmol) according to the method described in step 1.

Yield: 0.38g (63.8%); MS m/z 349.3, 596.6 [M+H]⁺; HPLC (λ = 214 nm, [A]): rt 11.24 min (81%)

Intermediate 5**Ethyl 1-(1H-benzo[d]imidazol-5-yl)-2,4-dioxo-5-phenylpyrrolidine-3-carboxylate**

[0247] The compound was synthesized starting from ethyl 2-[(1H-benzo[d]imidazol-5-yl)]phenyl{2-[(methoxycarbonyl)oxy]-2-methylpropyl}carbamoyl)methyl]-carbamoyl]- acetate (which may be prepared in accordance with the procedure described for Intermediate 1; 0.3g, 0.588mmol) and potassium tert.-butoxide solution (1 M, 1.18ml, 1.176mmol) according to the method described in step 2.

Yield: 0.11g (51.5%); MS m/z 318.3 [M-OEt]⁺, 364.3 [M+H]⁺; HPLC (λ = 214 nm, [A]): rt 8.33 min (87%)

Intermediate 6**Ethyl 1-(1H-benzo[d]imidazol-5-yl)-2,4-dioxo-5-(2,3-difluorophenyl)pyrrolidine-3-carboxylate**

[0248] The compound was synthesized starting from ethyl 2-[(1H-benzo[d]imidazol-5-yl)]2,3-difluorophenyl{2-[(methoxycarbonyl)oxy]-2-methylpropyl}carbamoyl)-methyl]-carbamoyl] acetate (which may be prepared in accordance with the procedure described for Intermediate 2; 0.134g, 0.245mmol) and potassium tert.-butoxide solution (1M, 0.49ml, 0.49mmol) according to the method described in step 2.

Yield: 0.082g (83.8%); MS m/z 354.3 [M-OEt]⁺, 400.3 [M+H]⁺

Intermediate 7**Ethyl 1-(1H-benzo[d]imidazol-5-yl)-2,4-dioxo-5-(2,3,5-trifluorophenyl)pyrrolidine-3-carboxylate**

[0249] The compound was synthesized starting from ethyl 2-[(1H-benzo[d]imidazol-5-yl)]2,3,5-trifluorophenyl{2-[(methoxycarbonyl)oxy]-2-methylpropyl}carbamoyl)methyl]-carbamoyl] acetate (which may be prepared in accordance with the procedure described for Intermediate 3; 0.153g, 0.271mmol) and potassium tert.-butoxide solution (1M, 0.542ml, 0.542mmol)

according to the method described in step 2.

Yield: 0.036g (31.8%); MS m/z 372.1 [M-OEt]⁺, 418.3 [M+H]⁺

Intermediate 8

Ethyl 1-(1H-benzo[d]imidazol-5-yl)-5-(4-morpholinophenyl)-2,4-dioxopyrrolidine-3-carboxylate

[0250] The compound was synthesized starting from ethyl 2-[(1H-benzo[d]imidazol-5-yl){[4-(morpholin-4-yl)phenyl]{2-[(methoxycarbonyl)oxy]-2-ethylpropyl}carbamoyl)methyl}-carbamoyl]acetate (which may be prepared in accordance with the procedure described for Intermediate 4; 0.38g, 0.638mmol) and potassium tert.-butoxide solution (1M, 1.276ml, 1.276mmol) according to the method described in Step 2.

Yield: 0.12g (41.9%); MS m/z 202.3, 403.3 [M-OEt]⁺, 449.2 [M+H]⁺

Intermediate 9

1-(1H-Benzo[d]imidazol-5-yl)-5-(4-(4,4-difluoropiperidin-1-yl)phenyl)-pyrrolidine-2,4-dione

[0251] The compound was synthesized starting from 1H-benzo[d]imidazol-5-amine (0.890g, 6.69mmol), 4-(4,4-difluoropiperidin-1-yl)benzaldehyde (1.5g, 6.69mmol), 2-(ethoxycarbonyl)acetic acid (0.883g, 6.69mmol), 1-isocyano-2-methylpropan-2-yl methyl carbonate (1.05g, 6.69mmol) and sodium tert.-butoxide (0.713g, 6.35mmol) according to method 3.

Yield: 0.60g (21.8%); MS m/z 411.2 [M+H]⁺

Intermediate 10

1-(1H-Benzo[d]imidazol-5-yl)-5-(4-(4,4-difluorobutoxy)phenyl)-pyrrolidine-2,4-dione

[0252] The compound was synthesized starting from 1H-benzo[d]imidazol-5-amine (0.620g, 4.6mmol), 4-(4,4-difluorobutoxy)benzaldehyde (1.0g, 4.6mmol), 2-(ethoxycarbonyl)acetic acid (0.61g, 4.6mmol), 1-isocyano-2-methylpropan-2-yl methyl carbonate (0.72g, 4.6mmol) and sodium tert.-butoxide (0.620g, 5.5mmol) according to method 3.

Yield: 0.80g (43.6%); MS m/z 400.1 [M+H]⁺

Intermediate 11

1-(1H-Benzo[d]imidazol-5-yl)-5-(4-butoxyphenyl)-pyrrolidine-2,4-dione

[0253] The compound was synthesized starting from 1H-benzo[d]imidazol-5-amine (0.798g, 6mmol), 4-butoxybenzaldehyde (1.0g, 6mmol), 2-(ethoxycarbonyl)acetic acid (0.79g, 6mmol), 1-isocyano-2-methylpropan-2-yl methyl carbonate (0.943g, 6mmol) and sodium tert.-butoxide (0.572g, 5mmol) according to method 3.

Yield: 0.50g (22.9%); MS m/z 364.1 [M+H]⁺

Intermediate 12

1-(1H-Benzo[d]imidazol-5-yl)-5-(4-thiomorpholinophenyl)-pyrrolidine-2,4-dione

[0254] The compound was synthesized starting from 1H-benzo[d]imidazol-5-amine (0.963g, 7.24mmol), 4-thiomorpholinobenzaldehyde (1.5g, 7.24mmol), 2-(ethoxycarbonyl)acetic acid (0.957g, 7.24mmol), 1-isocyano-2-methylpropan-2-yl methyl carbonate (1.13g, 7.24mmol) and sodium tert.-butoxide (0.77g, 6.87mmol) according to method 3.

Yield: 0.80g (28.2%); MS m/z 393.0 [M+H]⁺

Intermediate 13

1-(1H-Benzo[d]imidazol-5-yl)-5-(4-(4,4-difluorocyclohexyl)phenyl)-pyrrolidine-2,4-dione

[0255] The compound was synthesized starting from 1H-benzo[d]imidazol-5-amine (0.71g, 5.35mmol), 4-(4,4-difluorocyclohexyl)benzaldehyde (1.2g, 5.35mmol), mono-tert-butyl malonate (0.850mg, 5.35mmol), 1-isocyano-2-methylpropan-2-yl methyl carbonate (0.84g, 5.35mmol) and sodium tert.-butoxide (0.615g, 5.5mmol) according to method 5.

Yield: 1.5g (68.6%); MS m/z 410.2 [M+H]⁺

Intermediate 14

1-(1H-Benzo[d]imidazol-5-yl)-5-(4-(3,3-difluoropyrrolidin-1-yl)phenyl)-pyrrolidine-2,4-dione

[0256] The compound was synthesized starting from 1H-benzo[d]imidazol-5-amine (0.80g, 6.01 mmol), 4-(3,3-difluoropyrrolidin-1-yl)benzaldehyde (1.39g, 6.01 mmol), mono-tert-butyl malonate (0.96g, 6.01 mmol), 1-isocyano-2-methylpropan-2-yl methyl carbonate (1.03g, 6.61 mmol) and sodium tert.-butoxide (1.04g, 9.33mmol) according to method 5.

Yield: 1.3g (54.6%); MS m/z 397.1 [M+H]⁺

Intermediate 15

1-(1H-Benzo[d]imidazol-5-yl)-5-(4-(tetrahydro-2H-pyran-4-yl)phenyl)-pyrrolidine-2,4-dione

[0257] The compound was synthesized starting from 1H-benzo[d]imidazol-5-amine (1.04g, 7.89mmol), 4-(tetrahydro-2H-pyran-4-yl)benzaldehyde (1.0g, 5.26mmol), mono-tert-butyl malonate (0.84g, 5.26mmol), 1-isocyano-2-methylpropan-2-yl methyl carbonate (0.83g, 5.26mmol) and sodium tert.-butoxide (0.829g, 7.39mmol) according to method 5.

Yield: 1.0g (50.7%); MS m/z 376.1 [M+H]⁺

Intermediate 16

1-(1H-Benzo[d]imidazol-5-yl)-5-(4-(4-(1,1-dioxo-thian-4-yl)phenyl)-pyrrolidine-2,4-dione

[0258] The compound was synthesized starting from 1 H-benzo[d]imidazol-5-amine (0.838g, 6.3mmol), 4-(1,1-dioxo-thian-4-yl)benzaldehyde (1.5g, 6.3mmol), mono-tert-butyl malonate (1.01g, 6.3mmol), 1-isocyano-2-methylpropan-2-yl methyl carbonate (0.99g, 6.3mmol) and sodium tert.-butoxide (0.67g, 5.97mmol) according to method 5.

Yield: 1.0g (32.0%); MS m/z 496.0 [M+H]⁺

Intermediate 17

1-(1H-Benzo[d]imidazol-5-yl)-5-(4-(4-oxocyclohexyl)phenyl)-pyrrolidine-2,4-dione

[0259] The compound was synthesized starting from 1H-benzo[d]imidazol-5-amine (0.803g, 6.04mmol), 4-(4-oxocyclohexyl)benzaldehyde (1.5g, 6.04mmol), mono-tert-butyl malonate (0.97g, 6.04mmol), 1-isocyano-2-methylpropan-2-yl methyl carbonate (0.95g, 6.04mmol) and sodium tert.-butoxide (0.60mg, 5.35mmol) according to method 5.

Yield: 1.5g (64.2%); MS m/z 388.1 [M+H]⁺

Intermediate 18

1-(1H-Benzo[d]imidazol-5-yl)-5-(4-(1,1-dioxo-4-thiomorpholin-4-yl)phenyl)-pyrrolidine-2,4-dione

[0260] The compound was synthesized starting from 1H-benzo[d]imidazol-5-amine (0.835g, 6.28mmol), 4-(1,1-dioxo-4-thiomorpholin-4-yl)benzaldehyde (1.5g, 6.28mmol), mono-tert-butyl malonate (1.0g, 6.28mmol), 1-isocyano-2-methylpropan-2-yl methyl carbonate (0.98g, 6.27mmol) and sodium tert.-butoxide (0.66g, 5.36mmol) according to method 5.

Yield: 0.90g (33.8%); MS m/z 425.1 [M+H]⁺

Intermediate 19

1-(1H-Benzo[d]imidazol-5-yl)-5-(4-(4-phenylpiperazin-1-yl)phenyl)-pyrrolidine-2,4-dione

[0261] The compound was synthesized starting from 1H-benzo[d]imidazol-5-amine (1.01g, 8.27mmol), 4-(4-phenylpiperazin-1-yl)benzaldehyde (2.2g, 8.27mmol), mono-tert-butyl malonate (1.98g, 12.40mmol), 1-isocyano-2-methylpropan-2-yl methyl carbonate (1.3g, 8.27mmol) in MeOH/CH₂Cl₂ 1:1 (80ml) with stirring for 4 days and sodium tert.-butoxide (1.0g, 8.59mmol) according to method 5.

Yield: 3.0g (80.4%); MS m/z 452.1 [M+H]⁺; 226.7 [M+2H]²⁺

Intermediate 20

1-(1H-Benzo[d]imidazol-5-yl)-5-(4-(4-methylpiperazin-1-yl)phenyl)-pyrrolidine-2,4-dione

[0262] The compound was synthesized starting from 1H-benzo[d]imidazol-5-amine (0.85mg, 6.37mmol), 4-(4-methylpiperazin-1-yl)benzaldehyde (1.3g, 6.37mmol), mono-tert-butyl malonate (1.53g, 9.55mmol), 1-isocyano-2-methylpropan-2-yl methyl carbonate (1.1g, 7.01 mmol) in MeOH/CH₂Cl₂ 1:1 (30ml) with stirring for 2.5 days and sodium tert.-butoxide (0.235g, 2.10mmol) according to method 5.

Yield: 1.5g (48.2%); MS m/z 388.2 [M-H]⁻

Intermediate 21

1-(1H-Benzo[d]imidazol-5-yl)-5-(4-(4-cyclopropylpiperazin-1-yl)phenyl)-pyrrolidine-2,4-dione

[0263] The compound was synthesized starting from 1H-benzo[d]imidazol-5-amine (0.86g, 6.5mmol), 4-(4-cyclopropylpiperazin-1-yl)benzaldehyde (1.5g, 6.5mmol), mono-tert-butyl malonate (1.04g, 6.5mmol), 1-isocyano-2-methylpropan-2-yl methyl carbonate (1.02g, 6.5mmol) with stirring for 2 days and sodium tert.-butoxide (0.60g, 5.4mmol) according to method 5.

Yield: 0.4g (14.8%); MS m/z 416.3 [M+H]⁺

Intermediate 22

1-(1H-Benzo[d]imidazol-5-yl)-5-(4-(4-hydroxypiperidin-1-yl)phenyl)-pyrrolidine-2,4-dione

[0264] The compound was synthesized starting from 1H-benzo[d]imidazol-5-amine (0.970g, 7.3mmol), 4-(4-hydroxypiperidin-1-yl)benzaldehyde (1.5g, 7.3mmol), mono-tert-butyl malonate (1.17g, 7.3mmol), 1-isocyano-2-methylpropan-2-yl methyl carbonate (1.15g, 7.3mmol) and sodium tert.-butoxide (1.5g, 14.6mmol) according to method 5.

Yield: 1.0 (35.1%)

Example 1**1-(1H-Benzo[d]imidazol-5-yl)-5-phenylpyrrolidine-2,4-dione (E1)**

[0265] The compound was synthesized starting from ethyl 1-(1H-benzo[d]imidazol-5-yl)-2,4-dioxo-5-phenylpyrrolidine-3-carboxylate (which may be prepared in accordance with the procedure described for Intermediate 5; 0.1g, 0.196mmol) and 5 N aqueous hydrochloric acid (6 ml) according to the method described in Method 1, step 3.

Yield: 0.048g (67.4%); MS m/z 292.2 [M+H]⁺; HPLC (λ = 214 nm, [A]): rt 9.24 min (94%); ¹H-NMR (400 MHz, DMSO-d₆): δ 5.05 (s, 1H); 5.97 (s, 1H); 7.16-7.23 (m, 1H); 7.24-7.30 (m, 5H); 7.63 (s, 2H); 8.06 (s, 1H); 9.38 (s, 1H); 12.15 (br s, 1H)

Example 2**1-(1H-Benzo[d]imidazol-5-yl)-5-(2,3-difluorophenyl)pyrrolidine-2,4-dione (E2)**

[0266] The compound was synthesized starting from ethyl 1-(1H-benzo[d]imidazol-5-yl)-2,4-dioxo-5-(2,3-difluorophenyl)pyrrolidine-3-carboxylate (which may be prepared in accordance with the procedure described for Intermediate 6; 0.082g, 0.205mmol) and 5 N aqueous hydrochloric acid (3 ml) according to the method described in Method 1, step 3.

Yield: 0.049g (65.7%); MS m/z 328.2 [M+H]⁺; HPLC (λ = 214 nm, [A]): rt 9.49 min (96%); ¹H-NMR (400 MHz, DMSO-d₆): δ 5.13 (s, 1H); 6.29 (s, 1H); 7.09-7.17 (m, 1H); 7.23-7.27 (m, 1H); 7.35-7.42 (m, 1H); 7.59 (dd, 1H, ³J=8.7 Hz, ⁴J=1.7 Hz); 7.69 (d, 1H, ³J=9.1 Hz); 7.99 (d, 1H, ⁴J=1.7 Hz); 9.42 (s, 1H)

Example 3**1-(1H-Benzo[d]imidazol-5-yl)-5-(2,3,5-trifluorophenyl)pyrrolidine-2,4-dione (E3)**

[0267] The compound was synthesized starting from ethyl 1-(1H-benzo[d]imidazol-5-yl)-2,4-dioxo-5-(2,3,5-trifluorophenyl)pyrrolidine-3-carboxylate (which may be prepared in accordance with the procedure described for Intermediate 7; 0.036g, 0.086mmol) and 5 N aqueous hydrochloric acid (3 ml) according to the method described in Method 1, step 3.

Yield: 0.026g (78.9%); MS m/z 346.3 [M+H]⁺; HPLC (λ = 214 nm, [A]): rt 9.83 min (96%); ¹H-NMR (400 MHz, DMSO-d₆): δ 5.13 (s, 1H); 6.32 (s, 1H); 6.99-7.04 (m, 1H); 7.40-7.48 (m, 1H); 7.58 (dd, 1H, ³J=9.1 Hz, ⁴J=2.1 Hz); 7.70 (d, 1H, J=³9.1 Hz); 7.97 (d, 1H, J=1.7 Hz); 9.36 (s, 1H)

Example 4**1-(1H-Benzo[d]imidazol-5-yl)-5-(4-morpholinophenyl)pyrrolidine-2,4-dione (E4)**

[0268] The compound was synthesized starting from ethyl 1-(1H-benzo[d]imidazol-5-yl)-5-(4-morpholinophenyl)-2,4-dioxo-pyrrolidine-3-carboxylate (which may be prepared in accordance with the procedure described for Intermediate 8; 0.12g, 0.2676mmol) and 5 N aqueous hydrochloric acid (6 ml) according to the method described in Method 1, step 3. Yield: 0.082g (74.2%); MS m/z 377.4 $[M+H]^+$; HPLC (λ = 214 nm, [A]): rt 8.10 min (94%); 1H -NMR (400 MHz, DMSO- d_6): δ 3.02-3.09 (m, 4H); 3.64-3.71 (m, 4H); 5.04 (s, 1H); 5.88 (s, 1H); 6.92 (d, 2H, $^3J=8.3$ Hz); 7.15 (d, 2H, $^3J=8.7$ Hz); 7.63 (s, 2H); 8.06 (s, 1H); 9.42 (s, 1H)

Example 5

1-(1H-Benzo[d]imidazol-5-yl)-4-methoxy-5-phenyl-1H-pyrrol-2(5H)-one (E5)

[0269] The compound was synthesized starting from 1-(1H-benzo[d]imidazol-5-yl)-5-phenylpyrrolidine-2,4-dione (0.100 g, 0.305 mmol) according to Method 2 described above. Yield: 0.015g (16.1%); MS m/z 306.4 $[M+H]^+$; HPLC (λ = 214 nm, [A]): rt 10.13 min (99.3%); 1H -NMR (400 MHz, DMSO- d_6): δ 3.74 (s, 3H); 5.38 (s, 1H); 6.03 (s, 1H); 7.17-7.24 (m, 1H); 7.24-7.28 (m, 5H); 7.36-7.44 (m, 1H); 7.67 (s, 1H); 8.09 (s, 1H); 12.23 (br s, 1H)

Example 6

1-(1H-Benzo[d]imidazol-5-yl)-5-(2,3-difluorophenyl)-4-methoxy-1H-pyrrol-2(5H)-one (E6)

[0271] The compound was synthesized starting from 1-(1H-benzo[d]imidazol-5-yl)-5-(2,3-difluorophenyl)pyrrolidine-2,4-dione (0.070 g, 0.214 mmol) according to Method 2 described above.

Yield: 0.015g (20.5%); MS m/z 342.1 $[M+H]^+$; HPLC (λ = 214 nm, [A]): rt 10.52 min (95.7%); 1H -NMR (400 MHz, DMSO- d_6): δ 3.78 (s, 3H); 5.47 (s, 1H); 6.32 (s, 1H); 7.06-7.14 (m, 2H); 7.24-7.33 (m, 2H); 7.42-7.44 (m, 1H); 7.63 (s, 1H); 8.12 (s, 1H); 12.41 (br s, 1H)

Example 7

1-(1H-Benzo[d]imidazol-5-yl)-5-(2,3,5-trifluorophenyl)-4-methoxy-1H-pyrrol-2(5H)-one (E7)

[0272] The compound was synthesized starting from 1-(1H-benzo[d]imidazol-5-yl)-5-(2,3,5-trifluorophenyl)pyrrolidine-2,4-dione (0.100 g, 0.289 mmol) according to Method 2 described above.

Yield: 0.010g (9.6%); MS m/z 360.3 $[M+H]^+$; HPLC (λ = 214 nm, [A]): rt 10.97 min (98.4%); 1H -NMR (400 MHz, DMSO- d_6): δ 3.80 (s, 3H); 5.48 (s, 1H); 6.34 (s, 1H); 7.03 (s, 1H); 7.24-7.26 (m, 1H); 7.40-7.47 (m, 2H); 7.65 (s, 1H); 8.13 (s, 1H); 12.46 (br s, 1H)

Example 8

1-(1H-Benzo[d]imidazol-5-yl)-4-methoxy-5-(4-morpholinophenyl)-1H-pyrrol-2(5H)-one (E8)

[0273] The compound was synthesized starting from 1-(1H-benzo[d]imidazol-5-yl)-5-(4-morpholinophenyl)pyrrolidine-2,4-dione (0.099 g, 0.264 mmol) according to Method 2 described above.

Yield: 0.020 g (19.4%); MS m/z 391.3 $[M+H]^+$; 196.4 $[M+2H]^+$; HPLC (λ = 214 nm, [A]): rt 9.19 min (96.5%); 1H -NMR (400 MHz, DMSO- d_6): δ 2.99-3.01 (m, 4H); 3.62-3.65 (m, 4H); 3.72 (s, 3H); 5.33 (s, 1H); 5.89 (s, 1H); 6.80 (d, 2H, $^3J=8.2$ Hz); 7.09 (d, 2H, $^3J=8.2$ Hz); 7.30 (d, 1H; $^3J=8.6$ Hz); 7.40 (d, 1H; $^3J=8.6$ Hz); 7.65 (s, 1H); 8.12 (s, 1H); 12.39 (br s, 1H)

Example 9**1-(1H-Benzo[d]imidazol-5-yl)-5-(4-(4,4-difluoropiperidin-1-yl)phenyl)-4-methoxy-1H-pyrrol-2(5H)-one (E9)**

[0274] The compound was synthesized starting from 1-(1H-benzo[d]imidazol-5-yl)-5-(4-(4,4-difluoropiperidin-1-yl)phenyl)pyrrolidine-2,4-dione (0.350g, 0.853mmol) according to method 4 described above.

Yield: 0.080g (22.1%); MS m/z 425.4 [M+H]⁺; HPLC (λ = 214 nm, [A]): rt 11.8 min (94.63%); ¹H-NMR (400 MHz, CDCl₃): δ 1.97-2.17 (m, 4H); 3.75 (t, 4H); 3.94 (s, 3H); 5.24 (s, 1H); 5.45 (s, 1H); 6.80 (d, 2H); 7.11-7.18 (m, 3H); 7.45 (d, 1H); 7.73 (s, 1H); 7.84(s, 1H)

Example 10**1-(1H-Benzo[d]imidazol-5-yl)-5-(4-(4,4-difluorobutoxy)phenyl)-4-methoxy-1H-pyrrol-2(5H)-one (E10)**

[0275] The compound was synthesized starting from 1-(1H-benzo[d]imidazol-5-yl)-5-(4-(4,4-difluorobutoxy)phenyl)pyrrolidine-2,4-dione (0.800g, 2.0mmol) according to method 4 described above.

Yield: 0.070g (8.5%); MS m/z 414.3 [M+H]⁺; HPLC (λ = 214 nm, [A]): rt 12.45 min (98.23 %); ¹H-NMR (400 MHz, DMSO-d₆): δ 1.95-1.72 (m, 4H); 3.74 (s, 3H); 3.91 (t, 1H); 5.36 (s, 1H); 5.96 (s, 1H); 6.09-6.24 (m, 1H); 6.82 (d, 2H); 7.17 (d, 2H); 7.41-7.29 (m, 2H); 7.66 (s, 1H); 8.11 (s, 1H); 12.34 (s, 1H)

Example 11**1-(1H-Benzo[d]imidazol-5-yl)-5-(4-butoxyphenyl)-4-methoxy-1H-pyrrol-2(5H)-one (E11)**

[0276] The compound was synthesized starting from 1-(1H-benzo[d]imidazol-5-yl)-5-(4-butoxyphenyl)pyrrolidine-2,4-dione (0.800g, 2.2mmol) according to method 4 described above.

Yield: 0.045g (6%); MS m/z 378.4 [M+H]⁺; HPLC (λ = 214 nm, [A]): rt 13.32 min (100%); ¹H-NMR (400 MHz, DMSO-d₆): δ 0.87 (t, 3H); 1.33-1.39 (m, 2H); 1.61-1.63 (m, 2H); 3.85-3.74 (m, 5H); 5.36 (s, 1H); 5.95 (s, 1H); 6.81 (d, 2H); 7.15-7.46 (m, 3H); 7.66 (d, 1H); 8.10 (d, 1H); 12.29 (s, 1H)

Example 12**1-(1H-Benzo[d]imidazol-5-yl)-4-methoxy-5-(4-thiomorpholinophenyl)-1H-pyrrol-2(5H)-one (E12)**

[0277] The compound was synthesized starting from 1-(1H-benzo[d]imidazol-5-yl)-5-(4-thiomorpholino)phenyl)pyrrolidine-2,4-dione (800mg, 3.04mmol) according to method 4 described above.

Yield: 0.100g (8.1%); MS m/z 407.5 [M+H]⁺; HPLC (λ = 214 nm, [A]): rt 11.00 min (98.2%); ¹H-NMR (400 MHz, DMSO-d₆): δ 2.58 (q, 4H); 3.42 (t, 4H); 3.74(s, 3H); 5.33 (s, 1H); 5.89 (s, 1H); 6.79 (d, 2H); 7.09 (d, 2H); 7.38-7.22 (m, 2H); 7.66 (s, 1H); 8.10 (s, 1H); 12.29 (s, 1H)

Example 13**1-(1H-Benzo[d]imidazol-5-yl)-5-(4-(4,4-difluorocyclohexyl)phenyl)-4-methoxy-1H-pyrrol-2(5H)-one (E13)**

[0278] The compound was synthesized starting from 1-(1H-benzo[d]imidazol-5-yl)-5-(4-(4,4-difluorocyclohexyl)phenyl)pyrrolidine-2,4-dione (1.5g, 3.65mmol) and thionyl chloride (1.1g, 9.1mmol) according to method 6 described above.

Yield: 0.120g (7.8%); MS m/z 424.4 [M+H]⁺; HPLC (λ = 214 nm, [A]): rt 13.97 min (98.5%); ¹H-NMR (400 MHz, DMSO-d₆): δ 1.53-1.59 (m, 2H); 1.76-2.03 (m, 6H); 2.50-2.59 (m, 1H); 3.74 (s, 3H); 5.37 (s, 1H); 6.04 (s, 1H); 7.15-7.41 (m, 6H); 7.69 (s, 2H); 8.12 (s, 1H); 12.35 (s, 1H)

Example 14

1-(1H-Benzo[d]imidazol-5-yl)-5-(4-(3,3-difluoropyrrolidin-1-yl)phenyl)-4-methoxy-1H-pyrrol-2(5H)-one (E14)

[0279] The compound was synthesized starting from 1-(1H-benzo[d]imidazol-5-yl)-5-(4-(3,3-difluoropyrrolidin-1-yl)phenyl)pyrrolidine-2,4-dione (1.3g, 3.28mmol) and thionyl chloride (0.98g, 8.20mmol) according to method 6 described above.

Yield: 0.120g (8.9%); MS m/z 411.5 [M+H]⁺; HPLC (λ = 214 nm, [A]): rt 12.75 min (97.3%); ¹H-NMR (400 MHz, CDCl₃): δ 2.37-2.46 (m, 2H); 3.43 (t, 2H); 3.57 (t, 2H); 3.79 (s, 3H); 5.24 (s, 1H); 5.43 (s, 1H); 6.42 (d, 2H); 7.11-7.16 (m, 3H); 7.43 (d, 1H); 7.70 (s, 1H); 7.80 (s, 1H)

Example 15

1-(1H-Benzo[d]imidazol-5-yl)-5-(4-(tetrahydro-2H-pyran-4-yl)phenyl)-4-methoxy-1H-pyrrol-2(5H)-one (E15)

[0280] The compound was synthesized starting from 1-(1H-benzo[d]imidazol-5-yl)-5-(4-(tetrahydro-2H-pyran-4-yl)phenyl)pyrrolidine-2,4-dione (1.0g, 2.66mmol) and thionyl chloride (0.79g, 6.65mmol) according to method 6 described above.

Yield: 0.080g (7.7%); MS m/z 390.3 [M+H]⁺; HPLC (λ = 214 nm, [A]): rt 9.95 min (98.5%); ¹H-NMR (400 MHz, DMSO-d₆): δ 1.14-1.62 (m, 4H); 2.66 (q, 1H); 3.35 (q, 2H); 3.74 (s, 3H); 3.88 (t, 2H); 5.37 (d, 1H); 6.00 (d, 1H); 7.15-7.31 (m, 4H); 7.40 (t, 2H); 7.68 (s, 1H); 8.10 (s, 1H); 12.31 (s, 1H)

Example 16

1-(1H-Benzo[d]imidazol-5-yl)-5-(4-(1,1-dioxo-thian-4-yl)phenyl)-4-methoxy-1H-pyrrol-2(5H)-one (E16)

[0281] The compound was synthesized starting from 1-(1H-benzo[d]imidazol-5-yl)-5-(4-(1,1-dioxo-thian-4-yl)phenyl)pyrrolidine-2,4-dione (1.0g, 2.3mmol) and thionyl chloride (1.69g, 14.18mmol) according to method 6 described above.

Yield: 0.070g (6.9%); MS m/z 438.4 [M+H]⁺; HPLC (λ = 214 nm, [A]): rt 8.28 min (100%); ¹H-NMR (400 MHz, DMSO-d₆): δ 1.94-2.01 (m, 4H); 2.79-2.87 (m, 1H); 3.02 (d, 2H); 3.16-3.31 (m, 2H); 3.74 (s, 3H); 5.37 (s, 1H); 6.03 (s, 1H); 7.16-7.42 (m, 6H); 7.69 (s, 1H); 8.11 (s, 1H); 12.33 (s, 1H)

Example 17

1-(1H-Benzo[d]imidazol-5-yl)-5-(4-(4-oxocyclohexyl)phenyl)-4-methoxy-1H-pyrrol-2(5H)-one (E17)

[0282] The compound was synthesized starting from 1-(1H-benzo[d]imidazol-5-yl)-5-(4-(4-oxocyclohexyl)phenyl)pyrrolidine-2,4-dione (1.5g, 3.87mmol) and thionyl chloride (1.1g, 9.1mmol) according to method 6 described above. The compound was further treated with TFA (5 ml) at room temperature for 1 h. The volatiles were evaporated and the residue was partitioned between

sodium bicarbonate solution and MeOH/CHCl₃ (5/95). The organic layer was washed with brine, dried over Na₂SO₄ and evaporated. The residue was purified by column chromatography to give the title compound.

Yield: 0.070g (4.5%); MS m/z 402.4 [M+H]⁺; HPLC (λ = 214 nm, [A]): rt 9.83 min (95.97%); ¹H-NMR (400 MHz, DMSO-d₆): δ 1.72-1.81 (m, 2H); 1.98-2.01 (m, 2H); 2.20 (d, 2H); 2.47-2.55 (m, 2H); 2.96-2.99 (m, 1H); 3.75 (s, 1H); 6.00 (s, 1H); 7.11-7.21 (m, 4H); 7.40 (br s, 2H); 7.68 (s, 1H); 8.10 (s, 1H); 12.30 (s, 1H)

Example 18

1-(1H-Benzo[d]imidazol-5-yl)-5-(4-(1,1-dioxo-4-thiomorpholin-4-yl)phenyl)-4-methoxy-1H-pyrrol-2(5H)-one (E18)

[0283] The compound was synthesized starting from 1-(1H-benzo[d]imidazol-5-yl)-5-(4-(1,1-dioxo-4-thiomorpholin-4-yl)phenyl)pyrrolidine-2,4-dione (900mg, 2.12mmol) and thionyl chloride (0.51g, 4.24mmol) according to method 6 described above.

Yield: 0.100g (10.8%); MS m/z 439.5 [M+H]⁺; HPLC (λ = 214 nm, [A]): rt 7.97 min (100%); ¹H-NMR (400 MHz, DMSO-d₆): δ 3.04 (br s, 4H); 3.67 (br s, 4H); 3.74 (s, 3H); 5.34 (s, 1H); 5.92 (s, 1H); 6.89 (d, 2H); 7.12 (d, 2H); 7.40 (d, 2H); 7.66 (s, 1H); 8.10 (s, 1H); 12.29 (s, 1H)

Example 19

1-(1H-Benzo[d]imidazol-5-yl)-5-(4-(4-phenylpiperazin-1-yl)phenyl)-4-methoxy-1H-pyrrol-2(5H)-one (E19)

[0284] The compound was synthesized starting from 1-(1H-benzo[d]imidazol-5-yl)-5-(4-(4-phenylpiperazin-1-yl)phenyl)pyrrolidine-2,4-dione (3.0g, 6.65mmol) and thionyl chloride (1.58g, 13.30mmol) according to method 6 described above.

Yield: 0.300g (9.7%); MS m/z 466.6 [M+H]⁺; 233.9 [M+2H]²⁺; HPLC (λ = 214 nm, [A]): rt 11.32 min (98.08%); ¹H-NMR (400 MHz, DMSO-d₆): δ 3.20 (s, 4H); 3.30 (s, 4H); 3.74 (s, 3H); 5.35 (d, 1H); 5.91 (s, 1H); 6.76-6.96 (m, 5H); 7.11-7.46 (m, 6H); 7.67 (d, 2H); 8.10 (d, 1H); 12.29-12.30 (m, 1H)

Example 20

1-(1H-Benzo[d]imidazol-5-yl)-5-(4-(4-methylpiperazin-1-yl)phenyl)-4-methoxy-1H-pyrrol-2(5H)-one (E20)

[0285] The compound was synthesized starting from crude 1-(1H-benzo[d]imidazol-5-yl)-5-(4-(4-methylpiperazin-1-yl)phenyl)pyrrolidine-2,4-dione (1.50g, ~1.39mmol) and thionyl chloride (0.33g, 2.78mmol) according to method 6 described above and purified by semi-preparative HPLC.

Yield: 0.100g (17.86%); MS m/z 404.5 [M+H]⁺; 203.0 [M+2H]²⁺; HPLC (λ = 214 nm, [A]): rt 5.07 min (100%); ¹H-NMR (400 MHz, DMSO-d₆): δ 2.16 (s, 3H); 3.03 (s, 4H); 2.36 (s, 4H); 3.73 (s, 3H); 5.34 (d, 1H); 5.91 (d, 1H); 6.87 (t, 1H); 7.07 (t, 2H); 7.23-7.21 (m, 1H); 7.46-7.33 (m, 2H); 7.68-7.62 (m, 1H); 8.11 (d, 1H)

Example 21

1-(1H-Benzo[d]imidazol-5-yl)-5-(4-(4-cyclopropylpiperazin-1-yl)phenyl)-4-methoxy-1H-pyrrol-2(5H)-one (E21)

[0286] The compound was synthesized starting from 1-(1H-benzo[d]imidazol-5-yl)-5-(4-(4-cyclopropylpiperazin-1-yl)phenyl)pyrrolidine-2,4-dione (400mg, 0.96mmol) according to method 4 described above.

Yield: 0.050g (12.1%); MS m/z 430.6 [M+H]⁺; 216.1 [M+2H]²⁺; HPLC (λ = 214 nm, [A]): rt 6.35 min (100%); ¹H-NMR (400 MHz,

DMSO- d_6 : δ 0.28-0.42 (m, 4H); 1.59-1.61 (m, 1H); 2.54-2.59 (m, 4H); 3.00 (s, 4H); 3.73 (s, 3H); 5.34 (d, 1H); 5.90 (s, 1H); 6.80 (t, 2H); 7.08 (d, 2H); 7.21-7.46 (m, 2H); 7.66 (d, 1H); 8.11 (d, 1H); 12.31-12.33 (m, 1H)

Example 22

1-(1H-Benzo[d]imidazol-5-yl)-5-(4-(4-hydroxypiperidin-1-yl)phenyl)-4-methoxy-1H-pyrrol-2(5H)-one (E22)

[0287] The compound was synthesized starting from 1-(1H-benzo[d]imidazol-5-yl)-5-(4-(4-hydroxypiperidin-1-yl)phenyl)pyrrolidine-2,4-dione (1.0g, 2.6mmol) according to method 4 described above.

Yield: 0.012g (1.1%); MS m/z 405.6 $[M+H]^+$; HPLC (λ = 214 nm, [A]): double peak rt 4.27 min (39.2%); 4.64 min (59.3%); 1H -NMR (400 MHz, DMSO- d_6): δ 1.55-1.62 (m, 3H); 1.93-2.02 (m, 2H); 2.87 (t, 2H); 3.49-3.53 (m, 2H); 3.78 (s, 3H); 5.22 (s, 1H); 5.43 (s, 1H); 7.12 (d, 2H); 7.51 (br s, 1H); 7.79 (br s, 1H); 7.93 (s, 1H)

Example 23

1-(1H-Benzo[d]imidazol-5-yl)-4-(cyclohexylamino)-5-phenyl-1H-pyrrol-2(5H)-one (E23)

[0288] The compound was synthesized starting from 1-(1H-benzo[d]imidazol-5-yl)-4-hydroxy-5-phenyl-1H-pyrrol-2(5H)-one (0.120g, 0.366mmol) and cyclohexylamine (0.59ml, 5.13mmol) according to method 7 described above.

Yield: 0.005g (3.5%); MS m/z 373.4 $[M+H]^+$; HPLC (λ = 214 nm, [A]): rt 13.15 min (94.1%); 1H -NMR (400 MHz, DMSO- d_6): δ 0.90-1.12 (m, 2H); 1.15-1.31 (m, 3H); 1.48-1.58 (m, 2H); 1.61-1.71 (m, 2H); 1.76-1.92 (m, 1H); 3.00-3.10 (m, 1H); 3.29 (s, 1H); 4.73 (s, 1H); 5.71 (s, 1H); 6.21-6.37 (m, 1H); 7.17-7.28 (m, 4H); 7.31-7.34 (m, 2H); 7.36-7.42 (m, 1H); 7.56-7.68 (m, 1H); 8.02-8.08 (m, 1H); 12.14-12.25 (m, 1H)

Example 24

1-(1H-Benzo[d]imidazol-5-yl)-4-(cyclohexylamino)-5-(4-morpholinophenyl)-1H-pyrrol-2(5H)-one (E24)

[0289] The compound was synthesized starting from 1-(1H-benzo[d]imidazol-5-yl)-4-hydroxy-5-(4-morpholinophenyl)-1H-pyrrol-2(5H)-one (0.124g, 0.3mmol) and cyclohexylamine (0.48ml, 4.2mmol) according to method 7 described above.

Yield: 0.002g (1.47%); MS m/z 458.5 $[M+H]^+$; HPLC (λ = 214 nm, [A]): rt 12.45 min (97.21%); 1H -NMR (400 MHz, DMSO- d_6): δ 0.95-1.12 (m, 2H); 1.14-1.33 (m, 3H); 1.50-1.62 (m, 2H); 1.62-1.73 (m, 2H); 1.78-1.90 (m, 1H); 2.99-3.09 (m, 5H); 3.28-3.29 (m, 3H); 3.64-3.67 (m, 4H); 4.68-4.71 (m, 1H); 5.60 (s, 1H); 6.11-6.24 (m, 1H); 6.81 (d, 2H); 7.15-7.28 (m, 3H); 7.39 (d, 1H); 7.52-7.68 (m, 1H); 8.02-8.08 (m, 1H); 12.14-12.23 (m, 1H)

Example 25

1-(1H-Benzo[d]imidazol-5-yl)-4-(cyclohexylamino)-5-(2,3,5-trifluorophenyl)-1H-pyrrol-2(5H)-one (E25)

[0290] The compound was synthesized starting from 1-(1H-benzo[d]imidazol-5-yl)-4-hydroxy-5-(2,3,5-trifluorophenyl)-1H-pyrrol-2(5H)-one (0.115g, 0.3mmol) and cyclohexylamine (0.48ml, 4.2mmol) according to method 7 described above.

Yield: 0.013g (10.4%); MS m/z 427.4 $[M+H]^+$; HPLC (λ = 214 nm, [A]): rt 13.95 min (92.0%); 1H -NMR (400 MHz, DMSO- d_6): δ 0.97-1.17 (m, 2H); 1.19-1.36 (m, 3H); 1.53-1.72 (m, 3H); 1.75-1.90 (m, 2H); 3.05-3.14 (m, 1H); 3.29 (s, 1H); 4.83 (s, 1H); 6.07 (s, 1H); 6.68 (m, 1H); 6.90-7.00 (br s, 1H); 7.10-7.30 (m, 1H); 7.31-7.48 (m, 2H); 7.54 (s, 1H); 8.09 (s, 1H); 12.30 (br s, 1H)

Example 26

1-(1H-Benzo[d]imidazol-5-yl)-4-(cyclohexylamino)-5-(2,3-difluorophenyl)-1H-pyrrol-2(5H)-one (E26)

[0291] The compound was synthesized starting from 1-(1H-benzo[d]imidazol-5-yl)-5-(2,3-difluorophenyl)-4-hydroxy-1H-pyrrol-2(5H)-one (0.12g, 0.33mmol) and cyclohexylamine (0.53ml 4.62mmol) according to method 7 described above.

Yield: 0.003g (2.32%); MS m/z 409.6 [M+H]⁺; HPLC (λ = 214 nm, [A]): rt 13.57 min (85.59%); ¹H-NMR (400 MHz, DMSO-d₆): δ 0.96-1.34 (m, 6H); 1.51-1.90 (m, 6H); 2.07 (s, 1H); 3.03-3.13 (m, 1H); 3.29 (s, 2H); 4.81-4.84 (m, 1H); 6.02-6.07 (m, 1H); 6.58-6.67 (m, 1H); 7.01-7.29 (m, 4H); 7.39-7.45 (m, 1H); 7.49-7.56 (m, 1H); 8.05-8.10 (m, 1H); 12.29 (br s, 1H)

Example 27**1-(1H-Benzo[d]imidazol-5-yl)-5-(4-morpholinophenyl)-4-(piperidin-1-yl)-1H-pyrrol-2(5H)-one (E27)**

[0292] The compound was synthesized starting from 1-(1H-benzo[d]imidazol-5-yl)-4-hydroxy-5-(4-morpholinophenyl)-1H-pyrrol-2(5H)-one (0.90g, 2.4mmol) and piperidine (4 ml) in toluene/DMF (2:1; 15 ml) according to method 8a described above.

Yield: 0.110g (11.8%); MS m/z 444.5 [M+H]⁺; HPLC (λ = 214 nm, [A]): rt 11.08 min (100%); ¹H-NMR (400 MHz, DMSO-d₆): δ 1.23-2.48 (m, 7H); 2.99-3.21 (m, 8H); 3.64 (t, 4H); 4.91 (s, 1H); 6.05 (s, 1H); 6.80 (d, 2H); 7.20 (d, 2H); 7.35 (br s, 2H); 7.66 (s, 1H); 8.01 (s, 1H)

Example 28**1-(1H-Benzo[d]imidazol-5-yl)-4-morpholino-5-(4-morpholinophenyl)-1H-pyrrol-2(5H)-one (E28)**

[0293] The compound was synthesized starting from 1-(1H-benzo[d]imidazol-5-yl)-4-hydroxy-5-(4-morpholinophenyl)-1H-pyrrol-2(5H)-one (0.60g, 1.59mmol) and morpholine (3 ml) in toluene/DMF (2:1; 15 ml) according to method 8a described above.

Yield: 0.080g (11.3%); MS m/z 446.6 [M+H]⁺; HPLC (λ = 214 nm, [A]): rt 8.23 min (100%); ¹H-NMR (400 MHz, DMSO-d₆): δ 3.02-3.23 (m, 8H); 3.38-3.42 (m, 2H); 3.49-3.65 (m, 6H); 5.03 (s, 1H); 6.13 (s, 1H); 6.80 (d, 2H); 7.20 (d, 2H); 7.40 (br s, 2H); 7.64 (s, 1H); 8.08 (s, 1H)

Example 29**1-(1H-Benzo[d]imidazol-5-yl)-4-(methylamino)-5-(4-morpholinophenyl)-1H-pyrrol-2(5H)-one (E29)**

[0294] The compound was synthesized starting from 1-(1H-benzo[d]imidazol-5-yl)-4-hydroxy-5-(4-morpholinophenyl)-1H-pyrrol-2(5H)-one (0.50g, 1.32mmol) and saturated methylamine solution in THF (1 ml) in toluene/DMF (2:1; 5 ml) according to method 8b described above.

Yield: 0.050g (9.7%); MS m/z 390.3 [M+H]⁺; HPLC (λ = 214 nm, [A]): rt 7.35 min (90.95%); ¹H-NMR (400 MHz, CDCl₃): δ 2.79 (t, 3H); 2.94 (q, 1H); 3.10 (t, 4H); 3.80 (t, 4H); 4.00 (d, 1H); 4.91 (s, 1H); 5.34 (s, 1H); 6.80 (d, 2H); 7.15 (d, 2H); 7.46 (d, 1H); 7.69 (s, 1H); 7.87 (s, 1H)

Example 30**1-(1H-Benzo[d]imidazol-5-yl)-5-(4-morpholinophenyl)-4-(piperazin-1-yl)-1H-pyrrol-2(5H)-one (E30)**

[0295] The compound was synthesized starting from 1-(1H-benzo[d]imidazol-5-yl)-4-hydroxy-5-(4-morpholinophenyl)-1H-pyrrol-2(5H)-one (1.0g, 2.65mmol) and Boc-piperazine (0.5g) in toluene/DMF (2:1; 15 ml) according to method 8a described above yielding 0.22g (0.40mmol) of the Boc-protected intermediate. This was further treated with TFA (0.5 ml) in dichloromethane (5 ml) at room temperature for 3h. The volatiles were removed and the residue partitioned between saturated NaHCO₃ solution and dichloromethane. The combined organic layers were washed with water and brine, dried over Na₂SO₄ and evaporated.

Yield: 0.070g (5.9% over 2 steps); MS m/z 445.5 [M+H]⁺; HPLC (λ = 214 nm, [A]): rt 4.50 min (83.3%); ¹H-NMR (400 MHz, DMSO-d₆): δ 2.50-2.80 (merged with DMSO, 3H); 2.88-3.19 (m, 8H); 3.64 (q, 4H); 4.94 (s, 1H); 6.09 (d, 1H); 6.98 (t, 2H); 7.13-7.41 (m, 4H); 7.64 (s, 1H); 8.07 (s, 1H); 12.26 (s, 1H)

Example 31

1-(1H-Benzo[d]imidazol-5-yl)-4-(dimethylamino)-5-(4-morpholinophenyl)-1H-pyrrol-2(5H)-one (E31)

[0296] The compound was synthesized starting from 1-(1H-benzo[d]imidazol-5-yl)-4-hydroxy-5-(4-morpholinophenyl)-1H-pyrrol-2(5H)-one (1.0g, 2.65mmol) and a saturated solution of dimethylamine in THF (13ml) in toluene/DMF (2:1; 15 ml) according to method 8b described above.

Yield: 0.150g (14.0%); MS m/z 404.3 [M+H]⁺; HPLC (λ = 214 nm, [A]): rt 8.67 min (99.08%); ¹H-NMR (400 MHz, DMSO-d₆): δ 2.75 (br s, 6H); 3.00 (br s, 4H); 3.65 (br s, 4H); 4.79 (s, 1H); 6.06 (s, 1H); 6.79 (d, 2H); 7.19 (d, 2H); 7.38 (br s, 2H); 7.64 (s, 1H); 8.06 (s, 1H); 12.20 (s, 1H)

Example 32

1-(1H-Benzo[d]imidazol-5-yl)-4-(4,4-difluoropiperidin-1-yl)-5-(4-morpholinophenyl)-1H-pyrrol-2(5H)-one (E32)

[0297] The compound was synthesized starting from 1-(1H-benzo[d]imidazol-5-yl)-4-hydroxy-5-(4-morpholinophenyl)-1H-pyrrol-2(5H)-one (1.0g, 2.65mmol), 4,4-difluoropiperidine hydrochloride (0.800g, 5.1mmol) and K₂CO₃ (0.73g, 5.3mmol) in toluene/DMF (2:1; 15 ml) according to method 8a described above.

Yield: 0.045g (3.5%); MS m/z 480.4 [M+H]⁺; HPLC (λ = 214 nm, [A]): rt 11.25 min (85.84 %); ¹H-NMR (400 MHz, DMSO-d₆): δ 1.67 (br s, 2H); 1.89 (br s, 2H); 3.01 (t, 4H); 3.65 (t, 4H); 5.13 (s, 1H); 6.16 (s, 1H); 6.81 (d, 2H); 7.23 (d, 2H); 7.40 (q, 2H); 7.69 (s, 1H); 8.02 (s, 1H); 12.45 (br s, 1H)

Example 33

1-(1H-Benzo[d]imidazol-5-yl)-4-(4-methylpiperazin-1-yl)-5-(4-morpholinophenyl)-1H-pyrrol-2(5H)-one (E33)

[0298] The compound was synthesized starting from 1-(1H-benzo[d]imidazol-5-yl)-4-hydroxy-5-(4-morpholinophenyl)-1H-pyrrol-2(5H)-one (1.0g, 2.65mmol) and N-methylpiperazine (4ml) according to method 8b described above.

Yield: 0.070g (5.8%); MS m/z 459.5 [M+H]⁺; 230.5 [M+2H]²⁺; HPLC (λ = 214 nm, [A]): double peak rt 1.44 min (58.7%); 4.72 min (37.3%); ¹H-NMR (400 MHz, DMSO-d₆): δ 2.11 (br s, 5H); 2.21 (br s, 2H); 3.01 (br s, 4H); 3.11 (br s, 2H); 3.18 (br s, 2H); 3.64 (br s, 4H); 4.94 (s, 1H); 6.09 (s, 1H); 6.80 (d, 2H); 7.19 (d, 2H); 7.36 (br s, 2H); 7.64 (s, 1H); 8.07 (s, 1H); 12.20 (s, 1H)

Analytical methods

[0299] The analytical HPLC-system consisted of a Merck-Hitachi device (model LaChrom®) utilizing a Li-Chrospher® 100 RP 18

(5 μ m). analytical column (length: 125 mm. diameter: 4 mm). and a diode array detector (DAD) with λ = 214 nm as the reporting wavelength. The compounds were analyzed using a gradient at a flow rate of 1 mL/min; whereby eluent (A) was acetonitrile. eluent (B) was water. both containing 0.1 % (v/v) trifluoro acetic acid applying the following gradient: Method [A]: 0 min - 5 min. 5 % (A); 5 min - 17 min, 5 - 15 % (A); 17 min - 29 min, 15 - 95 % (A); 29 min - 32 min, 95 % (A); 32 min - 33 min, 95 - 5 % (A); 33 min - 38 min, 5 % (A); Method [B]: 0 min - 25 min. 20 - 80 % (A); 25 min - 30 min. 80 - 95 % (A); 30 min - 31 min. 95 - 20 % (A); 31 min - 40 min 20 % (A). The purities of all reported compounds were determined by the percentage of the peak area at 214 nm. ESI-Mass spectra were obtained with a SCIEX API 365 spectrometer (Perkin Elmer) utilizing the positive ionization mode.

Activity screening

Fluorometric assays

[0300] All measurements were performed with a BioAssay Reader HTS-7000Plus for microplates (Perkin Elmer) at 30 °C. QC activity was evaluated fluorometrically using H-Gln- β NA. The samples consisted of 0.2 mM fluorogenic substrate, 0.25 U pyroglutamyl aminopeptidase (Unizyme, Hørsholm, Denmark) in 0.2 M Tris/HCl, pH 8.0 containing 20 mM EDTA and an appropriately diluted aliquot of QC in a final volume of 250 μ l. Excitation/emission wavelengths were 320/410 nm. The assay reactions were initiated by addition of glutaminy cyclase. QC activity was determined from a standard curve of β -naphthylamine under assay conditions. One unit is defined as the amount of QC catalyzing the formation of 1 μ mol pGlu- β NA from H-Gln- β NA per minute under the described conditions.

[0301] In a second fluorometric assay, QC was activity determined using H-Gln-AMC as substrate. Reactions were carried out at 30 °C utilizing the NOVOSTar reader for microplates (BMG labtechnologies). The samples consisted of varying concentrations of the fluorogenic substrate, 0.1 U pyroglutamyl aminopeptidase (Qiagen) in 0.05 M Tris/HCl, pH 8.0 containing 5 mM EDTA and an appropriately diluted aliquot of QC in a final volume of 250 μ l. Excitation/emission wavelengths were 380/460 nm. The assay reactions were initiated by addition of glutaminy cyclase. QC activity was determined from a standard curve of 7-amino-4-methylcoumarin under assay conditions. The kinetic data were evaluated using GraFit software.

Spectrophotometric assay of QC

[0302] This novel assay was used to determine the kinetic parameters for most of the QC substrates. QC activity was analyzed spectrophotometrically using a continuous method, that was derived by adapting a previous discontinuous assay (Bateman, R. C. J. 1989 J Neurosci Methods 30, 23-28) utilizing glutamate dehydrogenase as auxiliary enzyme. Samples consisted of the respective QC substrate, 0.3 mM NADH, 14 mM α -Ketoglutaric acid and 30 U/ml glutamate dehydrogenase in a final volume of 250 μ l. Reactions were started by addition of QC and persued by monitoring of the decrease in absorbance at 340 nm for 8-15 min.

[0303] The initial velocities were evaluated and the enzymatic activity was determined from a standard curve of ammonia under assay conditions. All samples were measured at 30 °C, using either the SPECTRAFluor Plus or the Sunrise (both from TECAN) reader for microplates. Kinetic data was evaluated using GraFit software.

Inhibitor assay

[0304] For inhibitor testing, the sample composition was the same as described above, except of the putative inhibitory compound added. For a rapid test of QC-inhibition, samples contained 4 mM of the respective inhibitor and a substrate concentration at 1 K_M . For detailed investigations of the inhibition and determination of K_i -values, influence of the inhibitor on the auxiliary enzymes was investigated first. In every case, there was no influence on either enzyme detected, thus enabling the reliable determination of the QC inhibition. The inhibitory constant was evaluated by fitting the set of progress curves to the general equation for competitive inhibition using GraFit software.

Results

[0305] Examples 1 to 33 were tested and gave hQC IC₅₀ and/or hQC K_i values of less than 10 μM. Certain specific values are given in the table below :

Example no.	hQC K _i [nM]	hQC IC ₅₀ [nM]
2	18.8	85.8
3	13.9	72.5
4	11.9	73.1
18	4.4	235
27	4.6	46.1

Analytical methods

HPLC:

[0306] Method [A]: The analytical HPLC-system consisted of a Merck-Hitachi device (model LaChrom®) utilizing a LUNA® RP 18 (5 μm), analytical column (length: 125 mm, diameter: 4 mm), and a diode array detector (DAD) with λ = 214 nm as the reporting wavelength. The compounds were analyzed using a gradient at a flow rate of 1 mL/min; whereby eluent (A) was acetonitrile, eluent (B) was water, both containing 0.1 % (v/v) trifluoro acetic acid applying the following gradient:: 0 min - 5 min → 5% (A), 5 min - 17 min → 5 - 15% (A), 15 min - 27 min → 15 - 95% (A) 27 min - 30 min → 95% (A), Method [B]: 0 min - 15 min → 5 - 60 % (A), 15 min - 20 min → 60 - 95 % (A), 20 min - 23 min → 95 % (A), Method [C]: 0 min - 20 min → 5 - 60 % (A), 20 min - 25 min → 60 - 95 % (A). 25 min - 30 min → 95 % (A).

[0307] Method [B]: The analytical HPLC-system consisted of a Agilent MSD 1100 utilizing a Waters SunFire RP 18 (2,5 μm), analytical column (length: 50 mm, diameter: 2.1 mm), and a diode array detector (DAD) with λ = 254 nm as the reporting wavelength. The compounds were analyzed using a gradient at a flow rate of 0.6 mL/min; whereby eluent (A) was acetonitrile, eluent (B) was water and eluent (C) 2% formic acid in acetonitrile applying the following gradient:

Time min	% Solvent B	% Solvent C
0	90	5
2.5	10	5
4	10	5
4.5	90	5
6	90	5

[0308] The purities of all reported compounds were determined by the percentage of the peak area at 214 nm.

Mass-spectrometry, NMR-spectroscopy:

[0309] ESI-Mass spectra were obtained with a SCIEX API 365 spectrometer (Perkin Elmer) utilizing the positive ionization mode.

[0310] The ¹H NMR-Spectra (500 MHz) were recorded at a BRUKER AC 500. The solvent was DMSO-D₆, unless otherwise specified. Chemical shifts are expressed as parts per million (ppm) downfield from tetramethylsilane. Splitting patterns have been designated as follows: s (singlet), d (doublet), dd (doublet of doublet), t (triplet), m (multiplet) and br (broad signal).

MALDI-TOF mass spectrometry

[0311] Matrix-assisted laser desorption/ionization mass spectrometry was carried out using the Hewlett-Packard G2025 LD-TOF System with a linear time of flight analyzer. The instrument was equipped with a 337 nm nitrogen laser, a potential acceleration

source (5 kV) and a 1.0 m flight tube. Detector operation was in the positive-ion mode and signals are recorded and filtered using LeCroy 9350M digital storage oscilloscope linked to a personal computer. Samples (5 µl) were mixed with equal volumes of the matrix solution. For matrix solution DHAP/DAHC was used, prepared by solving 30 mg 2',6'-dihydroxyacetophenone (Aldrich) and 44 mg diammonium hydrogen citrate (Fluka) in 1 ml acetonitrile/0.1% TFA in water (1/1, v/v). A small volume (≈ 1 µl) of the matrix-analyte-mixture was transferred to a probe tip and immediately evaporated in a vacuum chamber (Hewlett-Packard G2024A sample prep accessory) to ensure rapid and homogeneous sample crystallization.

[0312] For long-term testing of Glu¹-cyclization, Aβ-derived peptides were incubated in 100 µl 0.1 M sodium acetate buffer, pH 5.2 or 0.1 M Bis-Tris buffer, pH 6.5 at 30 °C. Peptides were applied in 0.5 mM [Aβ(3-11)a] or 0.15 mM [Aβ(3-21)a] concentrations, and 0.2 U QC is added all 24 hours. In case of Aβ(3-21)a, the assays contained 1 % DMSO. At different times, samples are removed from the assay tube, peptides extracted using ZipTips (Millipore) according to the manufacturer's recommendations, mixed with matrix solution (1:1 v/v) and subsequently the mass spectra recorded. Negative controls either contain no QC or heat deactivated enzyme. For the inhibitor studies the sample composition was the same as described above, with exception of the inhibitory compound added (5 mM or 2 mM of a test compound of the invention).

[0313] Compounds and combinations of the invention may have the advantage that they are, for example, more potent, more selective, have fewer side-effects, have better formulation and stability properties, have better pharmacokinetic properties, be more bioavailable, be able to cross blood brain barrier and are more effective in the brain of mammals, are more compatible or effective in combination with other drugs or be more readily synthesized than other compounds of the prior art.

[0314] Throughout the specification and the claims which follow, unless the context requires otherwise, the word 'comprise', and variations such as 'comprises' and 'comprising', will be understood to imply the inclusion of a stated integer, step, group of integers or group of steps but not to the exclusion of any other integer, step, group of integers or group of steps.

[0315] The invention embraces all combinations of preferred and more preferred groups and embodiments of groups recited above.

Abbreviations

[0316]

(DHQ) ₂ PHAL	hydroquinine 1,4-phthalazinediyl diether
AcOH	acetic acid
DAD	diode array detector
DCC	dicyclohexyl carbodiimide
DEA	Diethylamine
DHAP/DAHC	dihydroxyacetone phosphate/dihydro-5-azacytidine
DMF	dimethylformamide
DMSO	dimethylsulfoxide
EDTA	ethylenediamine-N,N,N',N'-tetraacetic acid
EtOAc	ethyl acetate
EtOH	ethanol
FPLC	fast performance liquid chromatography
HPLC	

high performance liquid chromatography
 IPA
 isopropanole
 LD-TOF
 laser-desorption time-of-flight mass spectrometry
 ML
 mother lye
 MS
 mass spectromtry
 NMR
 nuclear magnetic resonance
 Pd₂dba₃
 tris(dibenzylideneacetone)dipalladium
 TEA
 triethyl amine
 TFA
 trifluoroacetic acid
 THF
 tetrahydrofuran
 TLC
 thin layer chromatography
 TMSCN
 trimethylsilyl cyanide

SEQUENCE LISTING

[0317]

<110> Probiobdrug AG

<120> Novel Inhibitors

<130> PBD086EP

<150> US 61/453,333

<151> 2011-03-16

<160> 20

<170> PatentIn version 3.5

<210> 1

<211> 42

<212> PRT

<213> Homo sapiens

<400> 1

Asp Ala Glu Phe Arg His Asp Ser Gly Tyr Glu Val His His Gln Lys
 1 5 10 15

Leu Val Phe Phe Ala Glu Asp Val Gly Ser Asn Lys Gly Ala Ile Ile
 20 25 30

Gly Leu Met Val Gly Gly Val Val Ile Ala
 35 40

<210> 2

<211> 40

<212> PRT

<213> Homo sapiens

<400> 2

Asp Ala Glu Phe Arg His Asp Ser Gly Tyr Glu Val His His Gln Lys
1 5 10 15

Leu Val Phe Phe Ala Glu Asp Val Gly Ser Asn Lys Gly Ala Ile Ile
20 25 30

Gly Leu Met Val Gly Gly Val Val
35 40

<210> 3

<211> 40

<212> PRT

<213> Homo sapiens

<400> 3

Glu Phe Arg His Asp Ser Gly Tyr Glu Val His His Gln Lys Leu Val
1 5 10 15

Phe Phe Ala Glu Asp Val Gly Ser Asn Lys Gly Ala Ile Ile Gly Leu
20 25 30

Met Val Gly Gly Val Val Ile Ala
35 40

<210> 4

<211> 38

<212> PRT

<213> Homo sapiens

<400> 4

Glu Phe Arg His Asp Ser Gly Tyr Glu Val His His Gln Lys Leu Val
1 5 10 15

Phe Phe Ala Glu Asp Val Gly Ser Asn Lys Gly Ala Ile Ile Gly Leu
20 25 30

Met Val Gly Gly Val Val
35

<210> 5

<211> 17

<212> PRT

<213> Homo sapiens

<220>

<221> MOD_RES

<222> (17)..(17)

<223> AMIDATION

<400> 5

Gln Gly Pro Trp Leu Glu Glu Glu Glu Glu Ala Tyr Gly Trp Met Asp
1 5 10 15

Phe

<210> 6

<211> 13

<212> PRT

<213> Homo sapiens

<400> 6

Gln Leu Tyr Glu Asn Lys Pro Arg Arg Pro Tyr Ile Leu
1 5 10

<210> 7

<211> 10

<212> PRT

<213> Homo sapiens

<220>

<221> MOD_RES

<222> (10)..(10)

<223> AMIDATION

<400> 7

Gln His Trp Ser Tyr Gly Leu Arg Pro Gly
 1 5 10

<210> 8

<211> 97

<212> PRT

<213> Homo sapiens

<400> 8

Gln Pro Lys Val Pro Glu Trp Val Asn Thr Pro Ser Thr Cys Cys Leu
 1 5 10 15

Lys Tyr Tyr Glu Lys Val Leu Pro Arg Arg Leu Val Val Gly Tyr Arg
 20 25 30

Lys Ala Leu Asn Cys His Leu Pro Ala Ile Ile Phe Val Thr Lys Arg
 35 40 45

Asn Arg Glu Val Cys Thr Asn Pro Asn Asp Asp Trp Val Gln Glu Tyr
 50 55 60

Ile Lys Asp Pro Asn Leu Pro Leu Leu Pro Thr Arg Asn Leu Ser Thr
 65 70 75 80

Val Lys Ile Ile Thr Ala Lys Asn Gly Gln Pro Gln Leu Leu Asn Ser
 85 90 95

Gln

<210> 9

<211> 76

<212> PRT

<213> Homo sapiens

<400> 9

Gln Pro Asp Ser Val Ser Ile Pro Ile Thr Cys Cys Phe Asn Val Ile
 1 5 10 15

Asn Arg Lys Ile Pro Ile Gln Arg Leu Glu Ser Tyr Thr Arg Ile Thr
 20 25 30

Asn Ile Gln Cys Pro Lys Glu Ala Val Ile Phe Lys Thr Lys Arg Gly
 35 40 45

Lys Glu Val Cys Ala Asp Pro Lys Glu Arg Trp Val Arg Asp Ser Met
 50 55 60

Lys His Leu Asp Gln Ile Phe Gln Asn Leu Lys Pro
 65 70 75

<210> 10

<211> 76

<212> PRT

<213> Homo sapiens

<400> 10

Gln Pro Asp Ala Ile Asn Ala Pro Val Thr Cys Cys Tyr Asn Phe Thr
1 5 10 15

Asn Arg Lys Ile Ser Val Gln Arg Leu Ala Ser Tyr Arg Arg Ile Thr
20 25 30

Ser Ser Lys Cys Pro Lys Glu Ala Val Ile Phe Lys Thr Ile Val Ala
35 40 45

Lys Glu Ile Cys Ala Asp Pro Lys Gln Lys Trp Val Gln Asp Ser Met
50 55 60

Asp His Leu Asp Lys Gln Thr Gln Thr Pro Lys Thr
65 70 75

<210> 11

<211> 68

<212> PRT

<213> Homo sapiens

<400> 11

Gln Val Gly Thr Asn Lys Glu Leu Cys Cys Leu Val Tyr Thr Ser Trp
1 5 10 15

Gln Ile Pro Gln Lys Phe Ile Val Asp Tyr Ser Glu Thr Ser Pro Gln
20 25 30

Cys Pro Lys Pro Gly Val Ile Leu Leu Thr Lys Arg Gly Arg Gln Ile
35 40 45

Cys Ala Asp Pro Asn Lys Lys Trp Val Gln Lys Tyr Ile Ser Asp Leu
50 55 60

Lys Leu Asn Ala
65

<210> 12

<211> 373

<212> PRT

<213> Homo sapiens

<400> 12

Gln His His Gly Val Thr Lys Cys Asn Ile Thr Cys Ser Lys Met Thr
 1 5 10 15
 Ser Lys Ile Pro Val Ala Leu Leu Ile His Tyr Gln Gln Asn Gln Ala
 20 25 30
 Ser Cys Gly Lys Arg Ala Ile Ile Leu Glu Thr Arg Gln His Arg Leu
 35 40 45
 Phe Cys Ala Asp Pro Lys Glu Gln Trp Val Lys Asp Ala Met Gln His
 50 55 60
 Leu Asp Arg Gln Ala Ala Leu Thr Arg Asn Gly Gly Thr Phe Glu
 65 70 75 80
 Lys Gln Ile Gly Glu Val Lys Pro Arg Thr Thr Pro Ala Ala Gly Gly
 85 90 95
 Met Asp Glu Ser Val Val Leu Glu Pro Glu Ala Thr Gly Glu Ser Ser
 100 105 110
 Ser Leu Glu Pro Thr Pro Ser Ser Gln Glu Ala Gln Arg Ala Leu Gly
 115 120 125
 Thr Ser Pro Glu Leu Pro Thr Gly Val Thr Gly Ser Ser Gly Thr Arg
 130 135 140
 Leu Pro Pro Thr Pro Lys Ala Gln Asp Gly Gly Pro Val Gly Thr Glu
 145 150 155 160
 Leu Phe Arg Val Pro Pro Val Ser Thr Ala Ala Thr Trp Gln Ser Ser
 165 170 175
 Ala Pro His Gln Pro Gly Pro Ser Leu Trp Ala Glu Ala Lys Thr Ser
 180 185 190
 Glu Ala Pro Ser Thr Gln Asp Pro Ser Thr Gln Ala Ser Thr Ala Ser
 195 200 205
 Ser Pro Ala Pro Glu Glu Asn Ala Pro Ser Glu Gly Gln Arg Val Trp
 210 215 220
 Gly Gln Gly Gln Ser Pro Arg Pro Glu Asn Ser Leu Glu Arg Glu Glu
 225 230 235 240
 Met Gly Pro Val Pro Ala His Thr Asp Ala Phe Gln Asp Trp Gly Pro
 245 250 255
 Gly Ser Met Ala His Val Ser Val Val Pro Val Ser Ser Glu Gly Thr
 260 265 270
 Pro Ser Arg Glu Pro Val Ala Ser Gly Ser Trp Thr Pro Lys Ala Glu
 275 280 285
 Glu Pro Ile His Ala Thr Met Asp Pro Gln Arg Leu Gly Val Leu Ile
 290 295 300
 Thr Pro Val Pro Asp Ala Gln Ala Ala Thr Arg Arg Gln Ala Val Gly
 305 310 315 320
 Leu Leu Ala Phe Leu Gly Leu Leu Phe Cys Leu Gly Val Ala Met Phe
 325 330 335
 Thr Tyr Gln Ser Leu Gln Gly Cys Pro Arg Lys Met Ala Gly Glu Met
 340 345 350
 Ala Glu Gly Leu Arg Tyr Ile Pro Arg Ser Cys Gly Ser Asn Ser Tyr
 355 360 365
 Val Leu Val Pro Val
 370

<210> 13

<211> 76

<212> PRT

<213> Homo sapiens

<400> 13

Gln Pro Val Gly Ile Asn Thr Ser Thr Thr Cys Cys Tyr Arg Phe Ile
 1 5 10 15

Asn Lys Lys Ile Pro Lys Gln Arg Leu Glu Ser Tyr Arg Arg Thr Thr
 20 25 30

Ser Ser His Cys Pro Arg Glu Ala Val Ile Phe Lys Thr Lys Leu Asp
 35 40 45

Lys Glu Ile Cys Ala Asp Pro Thr Gln Lys Trp Val Gln Asp Phe Met
 50 55 60

Lys His Leu Asp Lys Lys Thr Gln Thr Pro Lys Leu
 65 70 75

<210> 14

<211> 33

<212> PRT

<213> Homo sapiens

<400> 14

Gln Pro Leu Pro Asp Cys Cys Arg Gln Lys Thr Cys Ser Cys Arg Leu
 1 5 10 15

Tyr Glu Leu Leu His Gly Ala Gly Asn His Ala Ala Gly Ile Leu Thr
 20 25 30

Leu

<210> 15

<211> 11

<212> PRT

<213> Homo sapiens

<400> 15

Arg Pro Lys Pro Gln Gln Phe Phe Gly Leu Met
 1 5 10

<210> 16

<211> 32

<212> PRT

<213> Artificial sequence

<220>

<223> Synthetic peptide

<400> 16

Glu Val His His Gln Lys Leu Val Phe Phe Ala Glu Asp Val Gly Ser
 1 5 10 15

Asn Lys Gly Ala Ile Ile Gly Leu Met Val Gly Gly Val Val Ile Ala
 20 25 30

<210> 17

<211> 30

<212> PRT

<213> Artificial sequence

<220>

<223> Synthetic peptide

<400> 17

Glu Val His His Gln Lys Leu Val Phe Phe Ala Glu Asp Val Gly Ser
1 5 10 15

Asn Lys Gly Ala Ile Ile Gly Leu Met Val Gly Gly Val Val
20 25 30

<210> 18

<211> 34

<212> PRT

<213> Artificial sequence

<220>

<223> Synthetic peptide

<400> 18

Glu Ala Ser Asn Cys Phe Ala Ile Arg His Phe Glu Asn Lys Phe Ala
1 5 10 15

Val Glu Thr Leu Ile Cys Ser Arg Thr Val Lys Lys Asn Ile Ile Glu
20 25 30

Glu Asn

<210> 19

<211> 34

<212> PRT

<213> Artificial sequence

<220>

<223> Synthetic peptide

<400> 19

Glu Ala Ser Asn Cys Phe Ala Ile Arg His Phe Glu Asn Lys Phe Ala
1 5 10 15

Val Glu Thr Leu Ile Cys Phe Asn Leu Phe Leu Asn Ser Gln Glu Lys
20 25 30

His Tyr

<210> 20

<211> 5

<212> PRT

<213> Artificial sequence

<220>

<223> Synthetic peptide

<400> 20

Gln Tyr Asn Ala Asp
1 5

REFERENCES CITED IN THE DESCRIPTION

This list of references cited by the applicant is for the reader's convenience only. It does not form part of the European patent document. Even though great care has been taken in compiling the references, errors or omissions cannot be excluded and the EPO disclaims all liability in this regard.

Patent documents cited in the description

- [WO2004098625A \[0005\] \[0204\]](#)
- [WO2004098591A \[0005\]](#)
- [WO2005039548A \[0005\]](#)
- [WO2005075436A \[0005\]](#)
- [WO2008055945A \[0005\] \[0104\] \[0104\]](#)
- [WO2008055947A \[0005\] \[0008\]](#)
- [WO2008055950A \[0005\]](#)
- [WO2008065141A \[0005\]](#)
- [EP02011349A \[0006\]](#)
- [WO2008055955A \[0007\] \[0007\] \[0007\]](#)
- [WO2011029920A \[0009\]](#)
- [WO2011110613A \[0009\]](#)
- [WO2006137354A \[0136\]](#)
- [WO2006118959A \[0136\]](#)
- [WO2006103116A \[0136\]](#)
- [WO2006095041A \[0136\]](#)
- [WO2006081171A \[0136\]](#)
- [WO2006066233A \[0136\]](#)
- [WO2006066171A \[0136\]](#)
- [WO2006066089A \[0136\]](#)
- [WO2006066049A \[0136\]](#)
- [WO2006055179A \[0136\]](#)
- [WO2006046644A \[0136\]](#)
- [WO2006039470A \[0136\]](#)
- [WO2006036291A \[0136\]](#)
- [WO2006026408A \[0136\]](#)
- [WO2006016644A \[0136\]](#)
- [WO2006014638A \[0136\]](#)
- [WO2006014478A \[0136\]](#)
- [WO2006006661A \[0136\]](#)
- [WO2005123775A \[0136\]](#)
- [WO2005120571A \[0136\]](#)
- [WO2005106998A \[0136\]](#)
- [WO2005081872A \[0136\]](#)
- [WO2005080435A \[0136\]](#)
- [WO2005028511A \[0137\]](#)
- [WO2005025616A \[0137\]](#)
- [WO2005025516A \[0137\]](#)
- [WO2005023858A \[0137\]](#)
- [WO2005018424A \[0137\]](#)
- [WO2005011599A \[0137\]](#)
- [WO2005000193A \[0137\]](#)
- [WO2004108895A \[0137\]](#)
- [WO2004098631A \[0137\]](#)
- [WO2004080419A \[0137\]](#)
- [WO2004071408A \[0137\]](#)
- [WO2004069182A \[0137\]](#)
- [WO2004067561A \[0137\]](#)
- [WO2004044204A \[0137\]](#)
- [WO2004032868A \[0137\]](#)
- [WO2004031400A \[0137\]](#)
- [WO2004029630A \[0137\]](#)
- [WO2004029629A \[0137\]](#)
- [WO2004024770A \[0137\]](#)
- [WO2004024090A \[0137\]](#)
- [WO2003104437A \[0137\]](#)
- [WO2003089460A \[0137\]](#)
- [WO2003086310A \[0137\]](#)

- [WO2003077858A \[0137\]](#)
- [WO2003074081A \[0137\]](#)
- [WO2003070760A \[0137\]](#)
- [WO2003063760A \[0137\]](#)
- [WO2003055514A \[0137\]](#)
- [WO2003051374A \[0137\]](#)
- [WO2003048204A \[0137\]](#)
- [WO2003045128A \[0137\]](#)
- [WO2003040183A \[0137\]](#)
- [WO2003039467A \[0137\]](#)
- [WO2003016466A \[0137\]](#)
- [WO2003015691A \[0137\]](#)
- [WO2003014162A \[0137\]](#)
- [WO2003012141A \[0137\]](#)
- [WO2002088307A \[0137\]](#)
- [WO2002088306A \[0137\]](#)
- [WO2002074240A \[0137\]](#)
- [WO2002046237A \[0137\]](#)
- [WO2002046222A \[0137\]](#)
- [WO2002041842A \[0137\]](#)
- [WO2001062801A \[0137\]](#)
- [WO2001012598A \[0137\]](#)
- [WO2000077178A \[0137\]](#)
- [WO2000072880A \[0137\]](#)
- [WO2000063250A \[0137\]](#)
- [WO1999060024A \[0137\]](#)
- [WO1999027944A \[0137\]](#)
- [WO1998044955A \[0137\]](#)
- [WO1996025435A \[0137\]](#)
- [WO1994017197A \[0137\]](#)
- [WO1990014840A \[0137\]](#)
- [WO1990012871A \[0137\]](#)
- [WO1990012870A \[0137\]](#)
- [WO1989006242A \[0137\]](#)
- [WO2007068412A \[0140\]](#)
- [WO2008011348A \[0140\]](#)
- [WO2007068411A \[0140\]](#)
- [WO2006060473A \[0141\]](#)
- [WO2006042103A \[0141\]](#)
- [WO2006039807A \[0141\]](#)
- [WO2006021413A \[0141\]](#)
- [WO2006021409A \[0141\]](#)
- [WO2005097103A \[0141\]](#)
- [WO2005007199A \[0141\]](#)
- [WO2004084830A \[0141\]](#)
- [WO2004078908A \[0141\]](#)
- [WO2004026851A \[0141\]](#)
- [WO2002094881A \[0141\]](#)
- [WO2002027418A \[0141\]](#)
- [WO2002021509A \[0141\]](#)
- [WO1998046558A \[0141\]](#)
- [WO1996021655A \[0141\]](#)
- [WO9815647A \[0142\]](#)
- [WO03057204A \[0142\]](#)
- [WO2004039773A \[0142\]](#)
- [WO03059346A \[0143\]](#)
- [WO2006099352A \[0143\]](#)

- [WO2006078576A \[0143\]](#)
- [WO2006060109A \[0143\]](#)
- [WO2006057983A \[0143\]](#)
- [WO2006057945A \[0143\]](#)
- [WO2006055434A \[0143\]](#)
- [WO2006044497A \[0143\]](#)
- [WO2006034296A \[0143\]](#)
- [WO2006034277A \[0143\]](#)
- [WO2006029850A \[0143\]](#)
- [WO2006026204A \[0143\]](#)
- [WO2006014944A \[0143\]](#)
- [WO2006014762A \[0143\]](#)
- [WO2006002004A \[0143\]](#)
- [US7109217B \[0143\] \[0145\]](#)
- [WO2005113484A \[0143\]](#)
- [WO2005103043A \[0143\]](#)
- [WO2005103020A \[0143\]](#)
- [WO2005065195A \[0143\]](#)
- [WO2005051914A \[0143\]](#)
- [WO2005044830A \[0143\]](#)
- [WO2005032471A \[0143\]](#)
- [WO2005018545A \[0143\]](#)
- [WO2005004803A \[0143\]](#)
- [WO2005004802A \[0143\]](#)
- [WO2004062625A \[0143\]](#)
- [WO2004043916A \[0143\]](#)
- [WO2004013098A \[0143\]](#)
- [WO03098202A \[0143\]](#)
- [WO03043987A \[0143\]](#)
- [WO03039454A \[0143\]](#)
- [US6562783B \[0143\]](#)
- [WO02098849A \[0143\]](#)
- [WO02096897A \[0143\]](#)
- [WO2005008250A \[0145\]](#)
- [WO2006004880A \[0145\]](#)
- [US7122675B \[0145\]](#)
- [US7030239B \[0145\]](#)
- [US6992081B \[0145\]](#)
- [US6982264B \[0145\]](#)
- [WO2005097768A \[0145\]](#)
- [WO2005028440A \[0145\]](#)
- [WO2004101562A \[0145\]](#)
- [US6756511B \[0145\]](#)
- [US6683091B \[0145\]](#)
- [WO03068592A \[0145\]](#)
- [WO03014075A \[0145\]](#)
- [WO03013527A \[0145\]](#)
- [WO0236555A \[0145\]](#)
- [WO0153255A \[0145\]](#)
- [US7101895B \[0145\]](#)
- [US7049296B \[0145\]](#)
- [US7034182B \[0145\]](#)
- [US6984626B \[0145\]](#)
- [WO2005040126A \[0145\]](#)
- [WO2005030731A \[0145\]](#)
- [WO2005014553A \[0145\]](#)
- [US6890956B \[0145\]](#)
- [EP1334085A \[0145\]](#)

- [EP1263774A \[0145\]](#)
- [WO2004101538A \[0145\]](#)
- [WO200400958A \[0145\]](#)
- [WO2004089911A \[0145\]](#)
- [WO2004073630A \[0145\]](#)
- [WO2004069826A \[0145\]](#)
- [WO2004039370A \[0145\]](#)
- [WO2004031139A \[0145\]](#)
- [WO2004031137A \[0145\]](#)
- [US6713276B \[0145\]](#)
- [US6686449B \[0145\]](#)
- [WO03091278A \[0145\]](#)
- [US6649196B \[0145\]](#)
- [US6448229B \[0145\]](#)
- [WO0177144A \[0145\]](#)
- [WO0166564A \[0145\]](#)
- [US6011155A \[0147\]](#)
- [US6107317A \[0147\]](#)
- [US6110949A \[0147\]](#)
- [US6124305A \[0147\]](#)
- [US6172081B \[0147\]](#)
- [WO9961431A \[0147\] \[0149\]](#)
- [WO9967278A \[0147\] \[0149\]](#)
- [WO9967279A \[0147\] \[0149\]](#)
- [DE19834591 \[0147\]](#)
- [WO9740832A \[0147\]](#)
- [WO9515309A \[0147\]](#)
- [WO9619998A \[0147\]](#)
- [WO0007617A \[0147\]](#)
- [WO9938501A \[0147\] \[0147\]](#)
- [WO9946272A \[0147\] \[0156\]](#)
- [WO0168603A \[0147\]](#)
- [WO0140180A \[0147\]](#)
- [WO0181337A \[0147\]](#)
- [WO0181304A \[0147\]](#)
- [WO0155105A \[0147\]](#)
- [WO0202560A \[0147\]](#)
- [WO0134594A \[0147\]](#)
- [WO0238541A \[0147\]](#)
- [WO02083128A \[0147\]](#)
- [WO03072556A \[0147\] \[0149\]](#)
- [WO03002593A \[0147\] \[0149\]](#)
- [WO03000250A \[0147\]](#)
- [WO03000180A \[0147\]](#)
- [WO03000181A \[0147\]](#)
- [EP1258476A \[0147\]](#)
- [WO03002553A \[0147\]](#)
- [WO03002531A \[0147\]](#)
- [WO03002530A \[0147\]](#)
- [WO03004496A \[0147\]](#)
- [WO03004498A \[0147\]](#)
- [WO03024942A \[0147\]](#)
- [WO03024965A \[0147\]](#)
- [WO03033524A \[0147\] \[0149\]](#)
- [WO03035057A \[0147\]](#)
- [WO03035067A \[0147\]](#)
- [WO03037327A \[0147\]](#)

- [WO03040174A \[0147\] \[0149\]](#)
- [WO03045977A \[0147\]](#)
- [WO03055881A \[0147\]](#)
- [WO03057144A \[0147\]](#)
- [WO03057668A \[0147\]](#)
- [WO03068748A \[0147\]](#)
- [WO03068757A \[0147\]](#)
- [WO03082817A \[0147\]](#)
- [WO03101449A \[0147\]](#)
- [WO03101958A \[0147\]](#)
- [WO03104229A \[0147\]](#)
- [WO0374500A \[0147\]](#)
- [WO2004007446A \[0147\]](#)
- [WO2004007468A \[0147\]](#)
- [WO2004018467A \[0147\]](#)
- [WO2004018468A \[0147\]](#)
- [WO2004018469A \[0147\]](#)
- [WO2004026822A \[0147\]](#)
- [WO2004032836A \[0147\]](#)
- [WO2004033455A \[0147\]](#)
- [WO2004037169A \[0147\]](#)
- [WO2004041795A \[0147\]](#)
- [WO2004043940A \[0147\]](#)
- [WO2004048352A \[0147\]](#)
- [WO2004050022A \[0147\]](#)
- [WO2004052850A \[0147\]](#)
- [WO2004058266A \[0147\]](#)
- [WO2004064778A \[0147\]](#)
- [WO2004069162A \[0147\]](#)
- [WO2004071454A \[0147\]](#)
- [WO2004076433A \[0147\]](#)
- [WO2004076434A \[0147\]](#)
- [WO2004087053A \[0147\]](#)
- [WO2004089362A \[0147\]](#)
- [WO2004099185A \[0147\]](#)
- [WO2004103276A \[0147\]](#)
- [WO2004103993A \[0147\]](#)
- [WO2004108730A \[0147\]](#)
- [WO2004110436A \[0147\]](#)
- [WO2004111041A \[0147\]](#)
- [WO2004112701A \[0147\]](#)
- [WO2005000846A \[0147\]](#)
- [WO2005000948A \[0147\]](#)
- [WO2005011581A \[0147\]](#)
- [WO2005016911A \[0147\]](#)
- [WO2005023762A \[0147\]](#)
- [WO2005025554A \[0147\]](#)
- [WO2005026148A \[0147\]](#)
- [WO2005030751A \[0147\]](#)
- [WO2005033106A \[0147\]](#)
- [WO2005037828A \[0147\]](#)
- [WO2005040095A \[0147\]](#)
- [WO2005044195A \[0147\]](#)
- [WO2005047297A \[0147\]](#)
- [WO2005051950A \[0147\]](#)
- [WO2005056003A \[0147\]](#)
- [WO2005056013A \[0147\]](#)
- [WO2005058849A \[0147\]](#)

- [WO2005075426A \[0147\]](#)
- [WO2005082348A \[0147\]](#)
- [WO2005085246A \[0147\]](#)
- [WO2005087235A \[0147\]](#)
- [WO2005095339A \[0147\]](#)
- [WO2005095343A \[0147\]](#)
- [WO2005095381A \[0147\]](#)
- [WO2005108382A \[0147\]](#)
- [WO2005113510A \[0147\]](#)
- [WO2005116014A \[0147\]](#)
- [WO2005116029A \[0147\]](#)
- [WO2005118555A \[0147\]](#)
- [WO2005120494A \[0147\]](#)
- [WO2005121089A \[0147\]](#)
- [WO2005121131A \[0147\]](#)
- [WO2005123685A \[0147\]](#)
- [WO2006095613A \[0147\]](#)
- [WO200609886A \[0147\]](#)
- [WO2006013104A \[0147\]](#)
- [WO2006017292A \[0147\]](#)
- [WO2006019965A \[0147\]](#)
- [WO2006020017A \[0147\]](#)
- [WO2006023750A \[0147\]](#)
- [WO2006039325A \[0147\]](#)
- [WO2006041976A \[0147\]](#)
- [WO2006047248A \[0147\]](#)
- [WO2006058064A \[0147\]](#)
- [WO2006058628A \[0147\]](#)
- [WO2006066747A \[0147\]](#)
- [WO2006066770A \[0147\]](#)
- [WO2006068978A \[0147\]](#)
- [WO0114318A \[0149\]](#)
- [WO2004099134A \[0149\]](#)
- [WO2006091988A \[0153\]](#)
- [WO2005007614A \[0153\]](#)
- [WO2004089351A \[0153\]](#)
- [WO0126656A \[0153\]](#)
- [WO0112176A \[0153\]](#)
- [WO9957120A \[0153\]](#)
- [WO9957119A \[0153\]](#)
- [WO9913878A \[0153\]](#)
- [WO9840102A \[0153\]](#)
- [WO9801157A \[0153\]](#)
- [WO9620946A \[0153\]](#)
- [WO9407890A \[0153\]](#)
- [WO9221333A \[0153\]](#)
- [JP01042465A \[0156\]](#)
- [JP03031298B \[0156\]](#)
- [JP04208299B \[0156\]](#)
- [WO0071144A \[0156\]](#)
- [US5847155A \[0156\]](#)
- [JP09040693B \[0156\]](#)
- [JP10077300B \[0156\]](#)
- [JP05331072B \[0156\]](#)
- [JP05015314B \[0156\]](#)
- [WO9515310A \[0156\]](#)
- [WO9300361A \[0156\]](#)

- [EP0556482A \[0156\]](#)
- [JP06234693B \[0156\]](#)
- [JP01068396A \[0156\]](#)
- [EP0709373A \[0156\]](#)
- [US5965558A \[0156\]](#)
- [US5756763A \[0156\]](#)
- [US6121311A \[0156\]](#)
- [JP63264454B \[0156\]](#)
- [JP64000069B \[0156\]](#)
- [JP63162672B \[0156\]](#)
- [EP0268190A \[0156\]](#)
- [EP0277588A \[0156\]](#)
- [EP0275482A \[0156\]](#)
- [US4977180A \[0156\]](#)
- [US5091406A \[0156\]](#)
- [US4983624A \[0156\]](#)
- [US5112847A \[0156\]](#)
- [US5100904A \[0156\]](#)
- [US5254550A \[0156\]](#)
- [US5262431A \[0156\]](#)
- [US5340832A \[0156\]](#)
- [US4956380A \[0156\]](#)
- [EP0303434A \[0156\]](#)
- [JP03056486B \[0156\]](#)
- [JP01143897A \[0156\]](#)
- [JP1226880A \[0156\]](#)
- [EP0280956A \[0156\]](#)
- [US4857537A \[0156\]](#)
- [EP0461677A \[0156\]](#)
- [EP0345428A \[0156\]](#)
- [JP02275858A \[0156\]](#)
- [US5506256A \[0156\]](#)
- [JP06192298B \[0156\]](#)
- [EP0618193A \[0156\]](#)
- [JP03255080B \[0156\]](#)
- [EP0468469A \[0156\]](#)
- [US5118811A \[0156\]](#)
- [JP05025125B \[0156\]](#)
- [WO9313065A \[0156\]](#)
- [JP05201970B \[0156\]](#)
- [WO9412474A \[0156\]](#)
- [EP0670309A \[0156\]](#)
- [EP0451547A \[0156\]](#)
- [JP06339390B \[0156\]](#)
- [US5073549A \[0156\]](#)
- [US4999349A \[0156\]](#)
- [EP0268281A \[0156\]](#)
- [US4743616A \[0156\]](#)
- [EP0232849A \[0156\]](#)
- [EP0224272A \[0156\]](#)
- [JP62114978B \[0156\]](#)
- [JP62114957B \[0156\]](#)
- [US4757083A \[0156\]](#)
- [US4810721A \[0156\]](#)
- [US5198458A \[0156\]](#)
- [US4826870A \[0156\]](#)
- [EP0201742A \[0156\]](#)
- [EP0201741A \[0156\]](#)

- [US4873342A \[0156\]](#)
- [EP0172458A \[0156\]](#)
- [JP61037764B \[0156\]](#)
- [EP0201743A \[0156\]](#)
- [US4772597A \[0156\]](#)
- [EP0372484A \[0156\]](#)
- [US5028604A \[0156\]](#)
- [WO9118877A \[0156\]](#)
- [JP04009367B \[0156\]](#)
- [JP04235162B \[0156\]](#)
- [US5407950A \[0156\]](#)
- [WO9501352A \[0156\]](#)
- [JP01250370A \[0156\]](#)
- [JP02207070A \[0156\]](#)
- [US5221752A \[0156\]](#)
- [EP0468339A \[0156\]](#)
- [JP04211648B \[0156\]](#)
- [WO2006058720A \[0156\]](#)
- [EP2006061428W \[0156\]](#)
- [WO0068197A \[0160\]](#)
- [EP0614911A \[0161\] \[0161\]](#)
- [EP0747357A \[0161\] \[0161\]](#)
- [EP0747356A \[0161\] \[0161\]](#)
- [EP0747378A \[0161\] \[0161\]](#)
- [WO9417035A \[0161\] \[0161\] \[0162\]](#)
- [WO9719911A \[0161\] \[0161\] \[0162\]](#)
- [WO9719913A \[0161\] \[0161\] \[0162\]](#)
- [WO9612489A \[0161\] \[0161\]](#)
- [WO9719914A \[0161\] \[0161\] \[0162\]](#)
- [WO9622305A \[0161\] \[0161\]](#)
- [WO9640660A \[0161\] \[0161\]](#)
- [WO9612490A \[0161\] \[0161\]](#)
- [WO9709308A \[0161\] \[0161\]](#)
- [WO9720820A \[0161\] \[0161\]](#)
- [WO9720821A \[0161\] \[0161\]](#)
- [WO9720822A \[0161\] \[0161\]](#)
- [WO9720823A \[0161\] \[0161\]](#)
- [WO9719682A \[0161\] \[0161\]](#)
- [WO9725041A \[0161\] \[0161\]](#)
- [WO9734843A \[0161\] \[0161\]](#)
- [WO9746250A \[0161\] \[0161\]](#)
- [WO9803492A \[0161\] \[0161\]](#)
- [WO9803493A \[0161\] \[0161\]](#)
- [WO9803494A \[0161\] \[0161\]](#)
- [WO9807420A \[0161\] \[0161\]](#)
- [WO0030674A \[0161\]](#)
- [US5552411A \[0161\] \[0161\]](#)
- [US5663192A \[0161\] \[0161\]](#)
- [US5567714A \[0161\] \[0161\]](#)
- [US6114336A \[0161\]](#)
- [JP09157253B \[0161\] \[0161\]](#)
- [WO9400486A \[0161\]](#)
- [WO9312139A \[0161\]](#)
- [WO9500161A \[0161\]](#)
- [WO9915498A \[0161\] \[0161\] \[0162\] \[0162\]](#)
- [US5328899A \[0161\]](#)
- [DE3939797 \[0161\]](#)

- [EP355794A \[0161\]](#)
- [EP355793A \[0161\]](#)
- [JP06116284B \[0161\]](#)
- [JP07267988B \[0161\]](#)
- [WO2004087153A \[0163\]](#)
- [WO9110864A \[0163\]](#)
- [WO2006071274A \[0165\]](#)
- [WO2006070394A \[0165\]](#)
- [WO2006040688A \[0165\]](#)
- [WO2005092009A \[0165\]](#)
- [WO2005079788A \[0165\]](#)
- [WO2005039580A \[0165\]](#)
- [WO2005027975A \[0165\]](#)
- [WO2004084884A \[0165\]](#)
- [WO2004037234A \[0165\]](#)
- [WO2004032929A \[0165\]](#)
- [WO03101458A \[0165\]](#)
- [WO03091220A \[0165\]](#)
- [WO03082820A \[0165\]](#)
- [WO03020289A \[0165\]](#)
- [WO0232412A \[0165\]](#)
- [WO0185145A \[0165\]](#)
- [WO0178728A \[0165\]](#)
- [WO0166096A \[0165\]](#)
- [WO0002549A \[0165\] \[0165\]](#)
- [WO0100215A \[0165\]](#)
- [WO0015205A \[0165\] \[0165\]](#)
- [WO0023057A \[0165\] \[0165\]](#)
- [WO0033840A \[0165\]](#)
- [WO0030446A \[0165\]](#)
- [WO0009483A \[0165\]](#)
- [WO0007600A \[0165\]](#)
- [WO9947131A \[0165\]](#)
- [WO9907359A \[0165\]](#)
- [WO9830243A \[0165\]](#)
- [WO9738993A \[0165\]](#)
- [WO9713754A \[0165\]](#)
- [WO9429255A \[0165\]](#)
- [WO9420476A \[0165\]](#)
- [WO9419356A \[0165\]](#)
- [WO9303034A \[0165\]](#)
- [WO9219238A \[0165\]](#)
- [WO2006094674A \[0167\]](#)
- [WO2006058236A \[0167\]](#)
- [WO2006058059A \[0167\]](#)
- [WO2006010965A \[0167\]](#)
- [WO2005000216A \[0167\] \[0167\]](#)
- [WO2005102390A \[0167\]](#)
- [WO2005079779A \[0167\]](#)
- [WO2005079756A \[0167\]](#)
- [WO2005072705A \[0167\]](#)
- [WO2005070429A \[0167\]](#)
- [WO2005055996A \[0167\]](#)
- [WO2005035522A \[0167\]](#)
- [WO2005009421A \[0167\]](#)
- [WO2004092189A \[0167\]](#)
- [WO2004039371A \[0167\]](#)
- [WO2004028522A \[0167\]](#)

- [WO2004009062A \[0167\]](#)
- [WO03010159A \[0167\]](#)
- [WO02072542A \[0167\]](#)
- [WO0234718A \[0167\]](#)
- [WO0198262A \[0167\]](#)
- [WO0194321A \[0167\]](#)
- [WO0192204A \[0167\]](#)
- [WO0181295A \[0167\]](#)
- [WO0132840A \[0167\]](#)
- [WO0110833A \[0167\]](#)
- [WO0110831A \[0167\]](#)
- [WO0056711A \[0167\]](#)
- [WO0029023A \[0167\]](#)
- [WO0000197A \[0167\]](#)
- [WO9953922A \[0167\]](#)
- [WO9948891A \[0167\]](#)
- [WO9945963A \[0167\]](#)
- [WO9901416A \[0167\] \[0167\]](#)
- [WO9907413A \[0167\]](#)
- [WO9850075A \[0167\]](#)
- [WO9850044A \[0167\]](#)
- [WO9810757A \[0167\]](#)
- [WO9805337A \[0167\]](#)
- [WO9732873A \[0167\]](#)
- [WO9723216A \[0167\]](#)
- [WO9723215A \[0167\]](#)
- [WO9723214A \[0167\]](#)
- [WO9614318A \[0167\]](#)
- [WO9608485A \[0167\]](#)
- [WO9531986A \[0167\]](#)
- [WO9526352A \[0167\]](#)
- [WO9526350A \[0167\]](#)
- [WO9526349A \[0167\]](#)
- [WO9526342A \[0167\]](#)
- [WO9512594A \[0167\]](#)
- [WO9502602A \[0167\]](#)
- [WO9502601A \[0167\]](#)
- [WO9420109A \[0167\]](#)
- [WO9413641A \[0167\]](#)
- [WO9409016A \[0167\]](#)
- [WO9325534A \[0167\]](#)
- [EP443983A \[0171\]](#)
- [EP253310A \[0171\]](#)
- [EP459136A \[0171\]](#)
- [EP403159A \[0171\]](#)
- [EP454511A \[0171\]](#)
- [EP503785A \[0171\]](#)
- [EP539086A \[0171\]](#)
- [EP522314A \[0171\]](#)
- [US6426365B \[0186\]](#)
- [WO2006116435A \[0193\]](#)
- [WO02070509A \[0195\]](#)
- [WO02081463A \[0195\]](#)
- [WO02060900A \[0195\]](#)
- [US2006670364A \[0195\]](#)
- [US2006677365A \[0195\]](#)
- [WO2006097624A \[0195\]](#)

- [US2006316449A \[0195\]](#)
- [WO2004056727A \[0195\]](#)
- [WO03053368A \[0195\]](#)
- [WO00198289A \[0195\]](#)
- [WO00157228A \[0195\]](#)
- [WO00048195A \[0195\]](#)
- [WO00048196A \[0195\]](#)
- [WO00048199A \[0195\]](#)
- [WO00048198A \[0195\]](#)
- [WO00048197A \[0195\]](#)
- [WO99046991A \[0195\]](#)
- [WO99007351A \[0195\]](#)
- [WO98006703A \[0195\]](#)
- [WO97012615A \[0195\]](#)
- [WO2005105133A \[0195\]](#)
- [WO03037376A \[0195\]](#)
- [WO2006125202A \[0195\]](#)
- [WO2006085961A \[0195\]](#)
- [WO2004024921A \[0195\]](#)
- [WO2006074265A \[0195\]](#)
- [US6145333B \[0317\]](#)

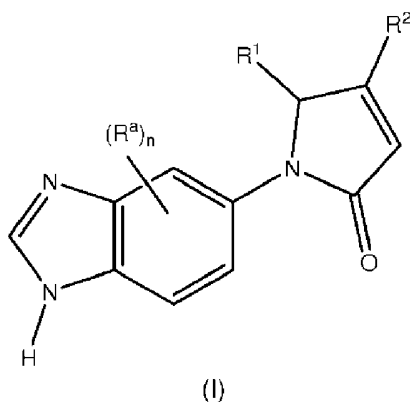
Non-patent literature cited in the description

- MESSER, M. Nature, 1963, vol. 4874, 1299- [0002]
- BUSBY, W. H. J. et al. J Biol Chem, 1987, vol. 262, 8532-8536 [0002] [0002]
- FISCHER, W. H. SPIESS, J. Proc Natl Acad Sci U S A, 1987, vol. 84, 3628-3632 [0002] [0002]
- BOCKERS, T. M. et al. J Neuroendocrinol, 1995, vol. 7, 445-453 [0002]
- EI MOUSSAOUI, A. et al. Cell Mol Life Sci, 2001, vol. 58, 556-570 [0002]
- DAHL, S. W. et al. Protein Expr Purif, 2000, vol. 20, 27-36 [0002] [0003] [0003]
- POHL, T. et al. Proc Natl Acad Sci U S A, 1991, vol. 88, 10059-10063 [0003]
- CONSALVO, A. P. et al. Anal Biochem, 1988, vol. 175, 131-138 [0003]
- GOLOLOBOV, M. Y. et al. Biol Chem Hoppe Seyler, 1996, vol. 377, 395-398 [0003]
- BATEMAN, R. C. et al. Biochemistry, 2001, vol. 40, 11246-11250 [0003]
- Design of Prodrugs Elsevier 1985 0000 [0050]
- Protective Groups in Organic Chemistry Plenum Press 1973 0000 [0051]
- T.W. GREENEP. G.M. WUTS Protective Groups in Organic Synthesis John Wiley & Sons 1991 0000 [0051]
- SAIDO T.C. Medical Hypotheses, 2000, vol. 54, 3427-429 [0108]
- HUSE J.T. et al. J. Biol. Chem., 2002, vol. 277, 1816278-16284 [0109]
- DOCKRAY, G.J. J Physiol, 1999, vol. 15, 315-324 [0110]
- KOH, T. JCHEN, D. Regul Pept, 2000, 9337-44 [0111]
- BINDER, E. B. et al. Biol Psychiatry, 2001, vol. 50, 856-872 [0112]
- FRASER, L.R. ADEOYA-OSIGUWA, S. A. Vitam Horm, 2001, vol. 63, 1-28 [0113]
- GU, L. et al. Mol. Cell, 1998, vol. 2, 275-281 [0115]
- GOSLING, J. et al. J Clin. Invest, 1999, vol. 103, 773-778 [0115]
- GONG, J. H. et al. J Exp. Med, 1997, vol. 186, 131-137 [0115]
- OGATA, H. et al. J Pathol., 1997, vol. 182, 106-114 [0115]
- BHATIA, M. et al. Am. J Physiol Gastrointest. Liver Physiol, 2005, vol. 288, G1259-G1265 [0115]
- YAMAMOTO, M. et al. Am. J Pathol., 2005, vol. 166, 1475-1485 [0115]
- INOSHIMA, I. et al. Am. J Physiol Lung Cell Mol. Physiol, 2004, vol. 286, L1038-L1044 [0115]
- WADA, T. et al. J Am. Soc. Nephrol., 2004, vol. 15, 940-948 [0115]
- SAIURA, A. et al. Arterioscler. Thromb. Vasc. Biol., 2004, vol. 24, 1886-1890 [0115]
- KATABUCHI, H. et al. Med Electron Microsc., 2003, vol. 36, 253-262 [0115]
- OHTA, M. et al. Int. J Oncol., 2003, vol. 22, 773-778 [0115]

- **LI, S. et al.**J Exp.Med, 2005, vol. 202, 617-624 [\[0115\]](#)
- **WHITE, F. A. et al.**Proc. Natl. Acad.Sci.U.S.A, 2005, [\[0115\]](#)
- **PARK, I. W.WANG, J. F.GROOPMAN, J. E.**Blood, 2001, vol. 97, 352-358 [\[0115\]](#)
- **COLL, B. et al.**Cytokine, 2006, vol. 34, 51-55 [\[0115\]](#)
- **GALIMBERTI, D. et al.**Arch.Neurol., 2006, vol. 63, 538-543 [\[0116\]](#)
- **CLERICI, F. et al.**Neurobiol.Aging, 2006, vol. 27, 1763-1768 [\[0116\]](#)
- **BECK A. et al.**J Pept Res, 2001, vol. 57, 6528-38 [\[0117\]](#)
- **BRINKMEIER H. et al.**Nature Medicine, 2000, vol. 6, 808-811 [\[0119\]](#)
- British and US Pharmacopoeias, Remington's Pharmaceutical SciencesMack Publishing Co. [\[0221\]](#)
- Martindale The Extra PharmacopoeiaThe Pharmaceutical Press341- [\[0221\]](#)
- **BATEMAN, R. C. J.**J Neurosci Methods, 1989, vol. 30, 23-28 [\[0302\]](#)

P A T E N T K R A V

1. Forbindelse ifølge formel (I):



eller et farmaceutisk acceptabelt salt, solvat eller polymorf deraf, herunder alle tau-
5 tomerer og stereoisomerer deraf, hvor:

R^1 repræsenterer hydrogen, halogen, $-C_{1-6}$ -alkyl, C_{2-6} -alkenyl, C_{2-6} -alkynyl, -aryl, $-C_{1-6}$ -alkylaryl, -cycloalkyl, $-C_{1-6}$ -alkylcycloalkyl, -heteroaryl, $-C_{1-6}$ -alkylheteroaryl, -heterocyclyl, $-C_{1-6}$ -alkylheterocyclyl, -cycloalkyl substitueret med phenyl, -cycloalkyl substitueret med phenoxy, -phenyl substitueret med cycloalkyl, -phenyl substitueret med phe-
10 noxy, -phenyl substitueret med phenyl, heterocyclyl substitueret med phenyl, heteroaryl substitueret med phenyl, phenyl substitueret med heterocyclyl, phenyl substitueret med heteroaryl, phenyl substitueret med $-O$ -cycloalkyl, phenyl substitueret med -heterocyclyl-phenyl eller phenyl substitueret med -cycloalkyl-heterocyclyl;

og hvor en hvilken som helst af førnævnte aryl-, cycloalkyl-, heterocyclyl-, heteroa-
15 ryl-, phenyl- eller phenoxygrupper eventuelt kan være substitueret med én eller flere R^b -grupper valgt blandt C_{1-6} -alkyl, C_{2-6} -alkenyl, C_{2-6} -alkynyl, C_{1-6} -haloalkyl, $-C_{1-6}$ -thioalkyl, - SOC_{1-4} -alkyl, $-SO_2C_{1-4}$ -alkyl, C_{1-6} -alkoxy-, C_{1-6} -haloalkoxy, $-O-C_{3-8}$ -cycloalkyl, C_{3-8} -cycloalkyl, $-SO_2C_{3-8}$ -cycloalkyl, $-SOC_{3-6}$ -cycloalkyl, C_{3-6} -alkenyloxy-, C_{3-6} -alkynyloxy-, - $C(O)C_{1-6}$ -alkyl, $-C(O)OC_{1-6}$ -alkyl, C_{1-6} -alkoxy- C_{1-6} -alkyl-, nitro, halogen, cyano, hydroxyl, $=O$, $-C(O)OH$, $-NH_2$, $-NHC_{1-4}$ -alkyl, $-N(C_{1-4}-alkyl)(C_{1-4}-alkyl)$, $-C(O)N(C_{1-4}-alkyl)(C_{1-4}-alkyl)$,
20 $-C(O)NH_2$, $-C(O)NH(C_{1-4}-alkyl)$ og $-C(O)NH(C_{3-10}-cycloalkyl)$;

R^2 repræsenterer $-O-C_{1-6}$ -alkyl, $-NR^3R^4$ eller $-O-C_{1-6}$ -haloalkyl;

R^3 og R^4 uafhængigt af hinanden repræsenterer hydrogen, C_{1-6} -alkyl eller C_{3-8} -cycloalkyl; eller R^3 og R^4 sammen med nitrogenatomet, til hvilket de er bundet, kan danne
25 en heterocyclylgruppe eventuelt substitueret med én eller flere R^b grupper;

n repræsenterer et heltal valgt blandt 0 til 3; og

R^a repræsenterer C_{1-6} -alkyl, C_{2-6} -alkenyl, C_{2-6} -alkynyl, C_{1-6} -haloalkyl, $-C_{1-6}$ -thioalkyl, - SOC_{1-4} -alkyl, $-SO_2C_{1-4}$ -alkyl, C_{1-6} -alkoxy-, $-O-C_{3-8}$ -cycloalkyl, C_{3-8} -cycloalkyl, $-SO_2C_{3-8}$ -cycloalkyl, $-SOC_{3-6}$ -cycloalkyl, C_{3-6} -alkenyloxy-, C_{3-6} -alkynyloxy-, $-C(O)C_{1-6}$ -alkyl, $-C(O)OC_{1-6}$ -alkyl, C_{1-6} -alkoxy- C_{1-6} -alkyl-, nitro, halogen, cyano, hydroxyl, $-C(O)OH$, $-NH_2$, $-NHC_{1-4}$ -alkyl, $-N(C_{1-4}-alkyl)(C_{1-4}-alkyl)$, $-C(O)N(C_{1-4}-alkyl)(C_{1-4}-alkyl)$, $-C(O)NH_2$, $-C(O)NH(C_{1-4}-$
30 $alkyl)$

alkyl) og $-C(O)NH(C_{3-10}\text{-cycloalkyl})$.

2. Forbindelse ifølge krav 1, hvor R^1 repræsenterer $-C_{1-6}$ -alkyl, -aryl, -cycloalkyl, -heteroaryl, -heterocyclyl, -cycloalkyl substitueret med phenyl, -cycloalkyl substitueret med phenoxy, -phenyl substitueret med cycloalkyl, -phenyl substitueret med phenoxy, -phenyl substitueret med phenyl, heterocyclyl substitueret med phenyl, heteroaryl substitueret med phenyl, phenyl substitueret med heterocyclyl, phenyl substitueret med heteroaryl, phenyl substitueret med $-O$ -cycloalkyl, phenyl substitueret med -heterocyclyl-phenyl eller phenyl substitueret med -cycloalkyl-heterocyclyl.

3. Forbindelse ifølge krav 2, hvor R^1 repræsenterer $-C_{1-6}$ -alkyl, -aryl, -cycloalkyl, -heteroaryl, -cycloalkyl substitueret med phenyl, -cycloalkyl substitueret med phenoxy, -phenyl substitueret med cycloalkyl, -phenyl substitueret med phenyl, heterocyclyl substitueret med phenyl, phenyl substitueret med heterocyclyl, phenyl substitueret med $-O$ -cycloalkyl, phenyl substitueret med -heterocyclyl-phenyl eller phenyl substitueret med -cycloalkyl-heterocyclyl.

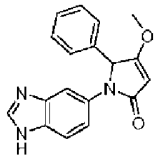
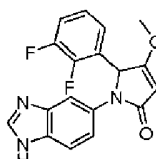
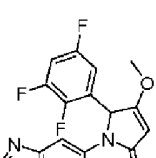
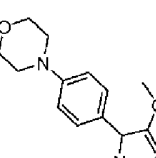
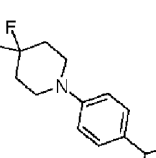
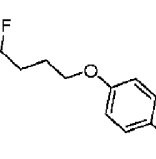
4. Forbindelse ifølge krav 3, hvor R^1 repræsenterer $-C_{1-6}$ -alkyl, -aryl, -cycloalkyl, -heteroaryl, -phenyl substitueret med cycloalkyl, -phenyl substitueret med phenyl, phenyl substitueret med heterocyclyl, phenyl substitueret med -heterocyclyl-phenyl eller phenyl substitueret med $-O$ -cycloalkyl, hvor phenylgruppen eventuelt er substitueret med én eller flere halogen-, C_{1-6} -alkoxy- eller C_{1-6} -haloalkoxygrupper, hvor nævnte heterocyclylgruppe eventuelt er substitueret med én eller flere C_{1-6} -alkyl-, halogen-, C_{3-8} -cycloalkyl-, hydroxyl- eller $=O$ -grupper og hvor cycloalkylgruppen eventuelt er substitueret med én eller flere halogen- eller $=O$ -grupper.

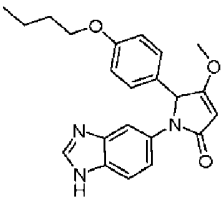
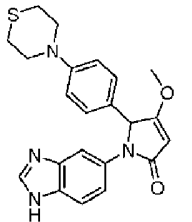
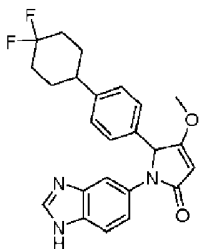
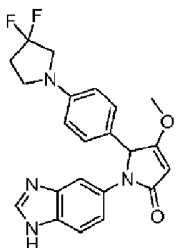
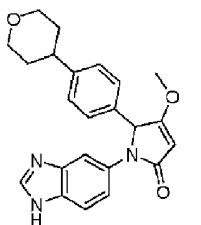
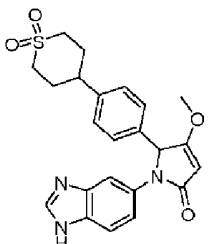
5. Forbindelse ifølge krav 4, hvor R^1 repræsenterer -aryl (f.eks. phenyl), -phenyl substitueret med cycloalkyl (f.eks. -phenyl-cyclohexyl), phenyl substitueret med heterocyclyl (f.eks. -phenyl-pyrrolidinyl, -phenyl-morpholinyl, -phenyl-thiomorpholinyl, -phenyl-piperidinyl, -phenyl-piperazinyl, -phenyl-tetrahydrothiopyranyl eller -phenyl-tetrahydropyranyl) eller phenyl substitueret med -heterocyclyl-phenyl (f.eks. -phenyl-piperazinyl-phenyl);, hvor phenylgruppen eventuelt er substitueret med én eller flere halogen- (f.eks. fluor, brom eller chlor), C_{1-6} -alkoxy- (f.eks. butoxy) eller C_{1-6} -haloalkoxy- (f.eks. difluorobutoxy)-grupper; hvor heterocyclylgruppen eventuelt er substitueret med én eller flere C_{1-6} -alkyl- (f.eks. methyl), halogen- (f.eks. fluor), C_{3-8} -cycloalkyl- (f.eks. cyclopropyl), hydroxyl- eller $=O$ -grupper; og hvor cycloalkylgruppen eventuelt er substitueret med én eller flere halogen- (f.eks. fluor) eller $=O$ -grupper.

6. Forbindelse ifølge et hvilket som helst af krav 1 til 5, hvor R^2 repræsenterer $-O-C_{1-6}$ -alkyl (f.eks. methoxy) eller NR^3R^4 (f.eks. $-NHMe$, $-N(Me)_2$), $-NH$ -cyclohexyl eller en heterocyklisk gruppe såsom piperidinyl, piperazinyl eller morpholinyl, hvor den heterocykliske gruppe eventuelt er substitueret med én eller flere R^b -grupper såsom halogen (f.eks. fluor) eller C_{1-6} -alkyl (f.eks. methyl).

7. Forbindelse ifølge et hvilket som helst af krav 1 til 6, hvor n repræsenterer 0.

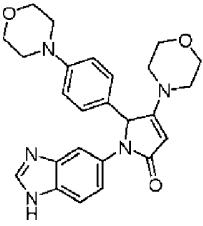
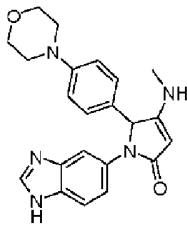
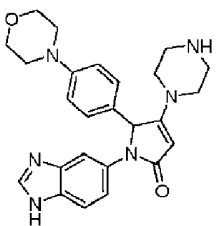
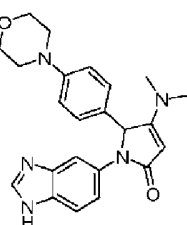
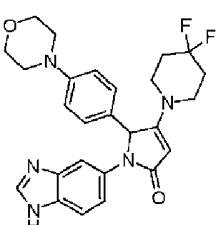
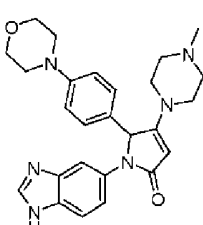
8. Forbindelse ifølge krav 1, som er valgt fra gruppen bestående af:

5	1-(1H-Benzo[d]imidazol-5-yl)-4-methoxy-5-phenyl-1H-pyrrol-2(5H)-on	
6	1-(1H-Benzo[d]imidazol-5-yl)-5-(2,3-difluorophenyl)-4-methoxy-1H-pyrrol-2(5H)-on	
7	1-(1H-Benzo[d]imidazol-5-yl)-5-(2,3,5-trifluorophenyl)-4-methoxy-1H-pyrrol-2(5H)-on	
8	1-(1H-Benzo[d]imidazol-5-yl)-4-methoxy-5-(4-morpholinophenyl)-1H-pyrrol-2(5H)-on	
9	1-(1H-Benzo[d]imidazol-5-yl)-5-(4-(4,4-difluoropiperidin-1-yl)phenyl)-4-methoxy-1H-pyrrol-2(5H)-on	
10	1-(1H-Benzo[d]imidazol-5-yl)-5-(4-(4,4-difluorobutoxy)phenyl)-4-methoxy-1H-pyrrol-2(5H)-on	

11	1-(1H-Benzo[d]imidazol-5-yl)-5-(4-butoxyphenyl)-4-methoxy-1H-pyrrol-2(5H)-on	
12	1-(1H-Benzo[d]imidazol-5-yl)-4-methoxy-5-(4-thiomorpholinophenyl)-1H-pyrrol-2(5H)-on	
13	1-(1H-Benzo[d]imidazol-5-yl)-5-(4-(4,4-difluorocyclohexyl)phenyl)-4-methoxy-1H-pyrrol-2(5H)-on	
14	1-(1H-Benzo[d]imidazol-5-yl)-5-(4-(3,3-difluoropyrrolidin-1-yl)phenyl)-4-methoxy-1H-pyrrol-2(5H)-on	
15	1-(1H-Benzo[d]imidazol-5-yl)-5-(4-(tetrahydro-2H-pyran-4-yl)phenyl)-4-methoxy-1H-pyrrol-2(5H)-on	
16	1-(1H-Benzo[d]imidazol-5-yl)-5-(4-(1,1-dioxothian-4-yl)phenyl)-4-methoxy-1H-pyrrol-2(5H)-on	

17	1-(1H-Benzo[d]imidazol-5-yl)-5-(4-(4-oxocyclohexyl)phenyl)-4-methoxy-1H-pyrrol-2(5H)-on	
18	1-(1H-Benzo[d]imidazol-5-yl)-5-(4-(1,1-dioxo-4-thiomorpholin-4-yl)phenyl)-4-methoxy-1H-pyrrol-2(5H)-on	
19	1-(1H-Benzo[d]imidazol-5-yl)-5-(4-(4-phenylpiperazin-1-yl)phenyl)-4-methoxy-1H-pyrrol-2(5H)-on	
20	1-(1H-Benzo[d]imidazol-5-yl)-5-(4-(4-methylpiperazin-1-yl)phenyl)-4-methoxy-1H-pyrrol-2(5H)-on	
21	1-(1H-Benzo[d]imidazol-5-yl)-5-(4-(4-cyclopropylpiperazin-1-yl)phenyl)-4-methoxy-1H-pyrrol-2(5H)-on	

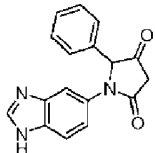
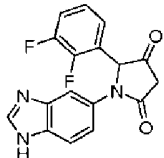
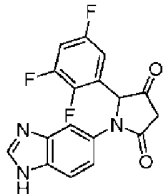
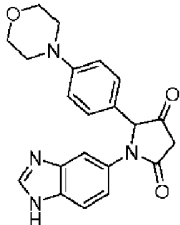
22	1-(1H-Benzo[d]imidazol-5-yl)-5-(4-(4-hydroxypiperidin-1-yl)phenyl)-4-methoxy-1H-pyrrol-2(5H)-on	
23	1-(1H-Benzo[d]imidazol-5-yl)-4-(cyclohexylamino)-5-phenyl-1H-pyrrol-2(5H)-on	
24	1-(1H-Benzo[d]imidazol-5-yl)-4-(cyclohexylamino)-5-(4-morpholinophenyl)-1H-pyrrol-2(5H)-on	
25	1-(1H-Benzo[d]imidazol-5-yl)-4-(cyclohexylamino)-5-(2,3,5-trifluorophenyl)-1H-pyrrol-2(5H)-on	
26	1-(1H-Benzo[d]imidazol-5-yl)-4-(cyclohexylamino)-5-(2,3-difluorophenyl)-1H-pyrrol-2(5H)-on	
27	1-(1H-Benzo[d]imidazol-5-yl)-5-(4-morpholinophenyl)-4-(piperidin-1-yl)-1H-pyrrol-2(5H)-on	

28	1-(1H-Benzo[d]imidazol-5-yl)-4-morpholino-5-(4-morpholinophenyl)-1H-pyrrol-2(5H)-on	
29	1-(1H-Benzo[d]imidazol-5-yl)-4-(methylamino)-5-(4-morpholinophenyl)-1H-pyrrol-2(5H)-on	
30	1-(1H-Benzo[d]imidazol-5-yl)-5-(4-morpholinophenyl)-4-(piperazin-1-yl)-1H-pyrrol-2(5H)-on	
31	1-(1H-Benzo[d]imidazol-5-yl)-4-(dimethylamino)-5-(4-morpholinophenyl)-1H-pyrrol-2(5H)-on	
32	1-(1H-Benzo[d]imidazol-5-yl)-4-(4,4-difluoropiperidin-1-yl)-5-(4-morpholinophenyl)-1H-pyrrol-2(5H)-on	
33	1-(1H-Benzo[d]imidazol-5-yl)-4-(4-methylpiperazin-1-yl)-5-(4-morpholinophenyl)-1H-pyrrol-2(5H)-on	

eller et farmaceutisk acceptabelt salt, solvat eller polymorf deraf, herunder alle tau-

tomere og stereoisomerer.

9. Forbindelse, som er valgt fra gruppen bestående af:

1	1-(1H-Benzo[d]imidazol-5-yl)-5-phenylpyrrolidin-2,4-dion	
2	1-(1H-Benzo[d]imidazol-5-yl)-5-(2,3-difluorphenyl)pyrrolidin-2,4-dion	
3	1-(1H-Benzo[d]imidazol-5-yl)-5-(2,3,5-trifluorphenyl)pyrrolidin-2,4-dion	
4	1-(1H-Benzo[d]imidazol-5-yl)-5-(4-morpholinophenyl)pyrrolidin-2,4-dion	

eller et farmaceutisk acceptabelt salt, solvat eller polymorf deraf, herunder alle tautomerer og stereoisomerer.

5 10. Forbindelse ifølge krav 1 til 9, til anvendelse som et lægemiddel.

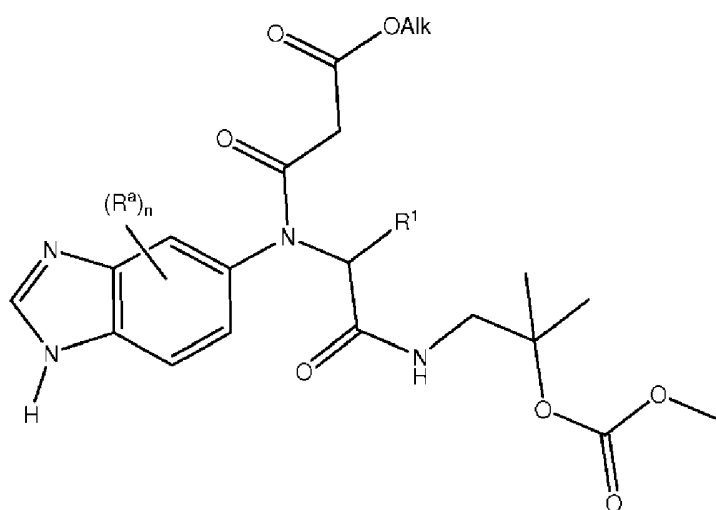
11. Farmaceutisk sammensætning omfattende en forbindelse ifølge et hvilket som helst af krav 1 til 9, eventuelt i kombination med ét eller flere terapeutisk acceptable fortyndingsmidler eller bærestoffer.

10 12. Farmaceutisk sammensætning ifølge krav 11, som omfatter yderligere mindst én forbindelse, valgt fra gruppen bestående af neurobeskyttende midler, antiparkinson lægemidler, inhibitorer af amyloidproteindeponering, inhibitorer af beta-amyloidsyntese, antidepressiver, angstdæmpende lægemidler, antipsykotiske lægemidler og anti-multipel sklerose lægemidler.

15 13. Farmaceutisk sammensætning ifølge krav 11 eller 12, som omfatter yderligere mindst én forbindelse, valgt fra gruppen bestående af PEP-inhibitorer, LiCl, inhibitorer af inhibitorer af DP-IV eller DP-IV-lignende (ENG: DP-IV-like) enzymer, acetylcholinesterase

- (ACE) inhibitorer, PIMT-enhancere, inhibitorer af beta-sekretaser, inhibitorer af gamma-sekretaser, inhibitorer af neutral endopeptidase, inhibitorer af Phosphodiesterase-4 (PDE-4), TNF-alfa inhibitorer, muskarin-M1 receptor-antagonister, NMDA receptor-antagonister, sigma-1 receptor inhibitorer, histamin-H3-antagonister, immunmodulerende midler, immunsuppressive midler eller et middel valgt fra gruppen bestående af antegren (natalizumab), Neurelan (fampridin-SR), campath (alemtuzumab), IR 208, NBI 5788/MSP 771 (tiplimotid), paclitaxel, Anergix.MS (AG 284), SH636, Differin (CD 271, adapalen), BAY 361677 (interleukin-4), matrix-metalloproteinase-inhibitorer, interferon-tau (trophoblastin) og SAIK-MS.
- 10 14. Forbindelse ifølge et hvilket som helst af krav 1 til 9, eller en farmaceutisk sammensætning ifølge et hvilket som helst af krav 11 til 13 til anvendelse i behandling af en sygdom valgt fra gruppen bestående af Kennedys sygdom, duodenalcancer med eller uden *Helicobacter pylori*-infektioner, kolo-rectalcancer, Zollinger-Ellison-syndrom, mavecancer med eller uden *Helicobacter pylori*-infektioner, patogene psykotiske tilstande, skizofreni, 15 ufrugtbarhed, neoplasi, inflammatoriske værtsresponses, cancer, malign metastase, melanom, psoriasis, hæmmede humorale og celle-medierede immunresponses, leukocytadhæ- sion- og migrationsprocesser i endothelet, hæmmede fødemiddel indtag, hæmmede søvn- vågenhed, hæmmede homeostatisk regulation af energimetabolisme, hæmmede autonom funktion, hæmmede hormonalbalance eller hæmmede regulation af kropsvæsker, multipel 20 sklerose, Guillain-Barré syndrom og kronisk inflammatorisk demyeliniserende polyradiculo- neuropati.
- 15 15. Forbindelse ifølge et hvilket som helst af krav 1 til 9, eller en farmaceutisk sammensætning ifølge et hvilket som helst af krav 11 til 13 til anvendelse i behandling af en sygdom valgt fra gruppen bestående af mild kognitiv funktionsnedsættelse, Alzheimers 25 sygdom, familiær britisk demens, familiær dansk demens, neurodegeneration i Downs Syndrom og Huntingtons sygdom eller af en sygdom valgt fra gruppen bestående af rheu- matoid arthrit, aterosklerose, pancreatitis og restenose.
16. Fremgangsmåde til fremstilling af en forbindelse ifølge formel (I) ifølge et hvilket som helst af krav 1 til 9, som omfatter at:
- 30 (a) fremstille en forbindelse ifølge formel (I) hvor R^2 repræsenterer =O fra en forbin- delse ifølge formel (II)

10



(11)

hvor R^a , n og R^1 er som defineret ifølge krav 1 og Alk repræsenterer en ethyl- eller butylgruppe, derefter efterfulgt af en afbeskyttelsesreaktion; eller

(b) indbyrdes omdanne forbindelser ifølge formel (I); og/eller

5 (c) afbeskytte en forbindelse ifølge formel (I) som er beskyttet.