

(19) World Intellectual Property Organization  
International Bureau



(43) International Publication Date  
30 August 2001 (30.08.2001)

PCT

(10) International Publication Number  
**WO 01/62852 A1**

(51) International Patent Classification<sup>7</sup>: **C08L 95/00**

(21) International Application Number: PCT/NO01/00039

(22) International Filing Date: 5 February 2001 (05.02.2001)

(25) Filing Language: English

(26) Publication Language: English

(30) Priority Data:  
20000955 25 February 2000 (25.02.2000) NO

(71) Applicant (for all designated States except US): **KOLO VEIDEKKE A.S** [NO/NO]; P.O. Box 55, N-1431 Ås (NO).

(72) Inventors; and

(75) Inventors/Applicants (for US only): **LARSEN, Olle, R.**, [NO/NO]; Anna Hagmannsgate 8A, N-1511 Moss (NO). **ROBERTUS, Carl, C.** [NL/SE]; Gustavlundsvägen 18, Alviks Torg, S-16780 Bromma (SE).

(74) Agent: **BRYN & AARFLOT AS**; P.O. Box 449 Sentrum, N-0104 Oslo (NO).

(81) Designated States (*national*): AE, AG, AL, AM, AT, AU, AZ, BA, BB, BG, BR, BY, BZ, CA, CH, CN, CR, CU, CZ, DE, DK, DM, DZ, EE, ES, FI, GB, GD, GE, GH, GM, HR, HU, ID, IL, IN, IS, JP, KE, KG, KP, KR, KZ, LC, LK, LR, LS, LT, LU, LV, MA, MD, MG, MK, MN, MW, MX, MZ, NO, NZ, PL, PT, RO, RU, SD, SE, SG, SI, SK, SL, TJ, TM, TR, TT, TZ, UA, UG, US, UZ, VN, YU, ZA, ZW.

(84) Designated States (*regional*): ARIPO patent (GH, GM, KE, LS, MW, MZ, SD, SL, SZ, TZ, UG, ZW), Eurasian patent (AM, AZ, BY, KG, KZ, MD, RU, TJ, TM), European patent (AT, BE, CH, CY, DE, DK, ES, FI, FR, GB, GR, IE, IT, LU, MC, NL, PT, SE, TR), OAPI patent (BF, BJ, CF, CG, CI, CM, GA, GN, GW, ML, MR, NE, SN, TD, TG).

**Published:**

- with international search report
- before the expiration of the time limit for amending the claims and to be republished in the event of receipt of amendments

For two-letter codes and other abbreviations, refer to the "Guidance Notes on Codes and Abbreviations" appearing at the beginning of each regular issue of the PCT Gazette.

(54) Title: PROCESS AND SYSTEM FOR PRODUCTION OF A WARM FOAM MIX ASPHALT COMPOSITION

(57) Abstract: The invention describes a process for preparing a warm mix asphalt composition by mixing an aggregate grain material with a soft binder, and adding a hard binder to the mixed aggregate grain material. The hard binder is foamed in a foaming process before it is introduced to the mixed grained aggregate material. A system for preparing the warm mix asphalt composition comprising a drying drum for heating and drying the aggregate component, a mixing mill for mixing the asphalt components and a mix storage silo, where the system also includes foam production facilities for foaming the hard binder before introduction to the mixing mill, is also disclosed.

WO 01/62852 A1

## **Process and system for production of a warm foam mix asphalt composition.**

The present invention relates to a process and a system for preparing a warm foam mix asphalt composition.

5 Asphalt mixes used for road building or paving in general consist of mixtures of stone/gravel, sand, filler and binder components. The binder components are referred to as bitumen for the purpose of this specification, but other binder components may be equally applicable. The bitumen components may be naturally occurring bitumen, or derived from a mineral oil. The sand,  
10 stone/gravel and filler are referred to as aggregate material or aggregate grain material

The bitumen acts as glue for the mineral aggregate components. Bitumen is a small fraction of a total asphalt mix, typically between 4 and 7 % by mass (or  
15 10 and 15% by volume).

Asphalt compositions are normally divided into two main categories, namely «hot mix» asphalt and «cold mix» asphalt. . A third less common "warm mix" asphalt has also been used, as will be described in more detail later.

20

Hot mix asphalt has better overall properties than the cold mix asphalt, and is for this reason used on roads with much traffic. In production of hot mix asphalt, the aggregate material is heated before the hot binder material is added to the aggregate for mixing.

25

Hot mix asphalt production typically takes place at temperatures between 150°C - 190°C and laying and compaction on the road typically take place at temperatures between 130°C - 160°C. In some cases even higher temperatures are prescribed. The bitumen and mineral aggregates need to be heated  
30 due to several reasons. The aggregates need to be dry, the bitumen needs to have a low viscosity to coat and adhere properly to the aggregate components

and the asphalt mixture needs to have sufficiently low mix viscosity to enable laying, spreading and compacting on the road. The type of asphalt mix and the grade of bitumen largely govern the production temperature. Hot mix asphalts gains their final strength/stability more or less right away. Therefore a road  
5 with a hot mix asphalt can bear traffic more or less immediately.

The heating of the asphalt's constituents is normally done with fossil fuels, and this may produce environmentally unfriendly gasses and dusts, uses non-renewable resources and adds to the overall costs of the asphalt. Additionally,  
10 handling of asphalt at high temperatures constitutes a potential safety hazard.

Cold mix asphalt is cheaper, easier to apply, more environmentally friendly, than the hot mix asphalt. In production of cold mix asphalt, the aggregate material is cold and moist when it is mixed with a hot or cold binder material. To  
15 ease the mixing of cold mix asphalt, the binder is often foamed before it is mixed with the cold and moist aggregate material.

Various ways of producing foam bitumen are disclosed in Norwegian patent application NO 854387 and the international application WO -95/22661. Unfortunately the technologies relating to cold mix asphalt result in mixtures with  
20 poor quality as compared to conventional hot mix asphalt mixtures. This is attributed to a variety of factors such as poorer coverage of aggregates with bitumen, presence of water in the asphalt mixture, and poorer spreading and compacting ability of the asphalt mix. This causes these asphalt mixes to be  
25 highly permeable to water and air which makes the final road surface susceptible to fretting, which means that loose coarse aggregates are lost from the road surface rather easily. Cohesion is also reduced and this may ultimately result in collapse of the material and lack of internal stability. This is often visible at the road surface and is known as rutting. Cold mix asphalts needs a certain curing time necessary to build up the strength of the mixture. The curing  
30 time can typically be from days to months. This in turn results in more rapid deformation, cracking and surface deterioration of an asphalt surface. For the above-mentioned reasons, cold mix asphalts are typically used for roads without much traffic in, for example, the Nordic countries and Australia.

To overcome some of the above problems, WO 97/20890 suggests a «Process for preparing an asphalt composition» where asphalt is produced at somewhat lower temperature than in the traditional hot mix process. The use of lower temperatures is made possible by using the bituminous binder in separate parts, namely a hard and a soft component. Together the hard and the soft components form a bitumen which fulfils normal end-specifications. The soft component can be mixed with the mineral aggregates at much lower temperatures (60°C - 130°C, preferably 90°C -110°C). The hard bitumen component is subsequently dispersed into this mixture in powder or emulsified form. Typically the 'hard' bitumen component has a penetration of 50 dmm or less. The temperature of this component may typically be between 20°C and 70°C. This process yields an asphalt mixture that can be laid, spread and compacted at temperatures between 70°C and 100 °C. Lab and field trials have shown good performance of these asphalt mixtures. Asphalts such as this, with reduced mixing temperature as compared to the hot mix, are for the purpose of this specification called «warm mix».

However, warm mix asphalt mixtures using emulsions have proved to be expensive and complicated to use during production, mixing, laying and compaction. Asphalt compositions prepared from bitumen emulsions require a bitumen/aggregate mixture with a relatively high content of voids to allow the water to escape during the breaking of the emulsion, compaction and service. An emulsion used in this process typically contains 30-50% water. A bitumen emulsion is very expensive to produce both in terms of product costs and equipment costs for the contractor because of the need for an emulsion factory and extra storage tanks at the asphalt mix plant. Transportation of emulsions is less cost-efficient due to the transportation of 30-50% water. Transportation of the increased mass also contributes to an increase of emission of environmentally unfriendly substances.

The production and handling of bitumen emulsions requires some additional measures because of the chemicals used in production, the frost sensitivity of the end product and the requirement for separate tanks.

Hence, there is a need for an asphalt mix that has the quality of the hot mix asphalt, but with the environmentally friendliness, cost and ease of handling of the cold mix asphalt. Growing health, safety and environmental awareness with the general public and within industry has resulted in significant efforts  
5 aimed at reducing the use of non-replenishable fossil fuels, conserving energy and consequently reduce emissions. In the asphalt industry reduction of hot asphalt mix production temperatures will assist to get closer to this aim.

Accordingly, the present invention provides an asphalt composition that can be  
10 produced at lower temperatures than the hot mix, with lower energy input, with equal or better mechanical properties, and at the same or lower costs. This is, achieved with a process for preparing a warm mix asphalt composition comprising mixing a grained aggregate material with a soft binder, and adding a foamed hard binder to said mixture of grained aggregate material and soft  
15 binder.

Figure 1., shows a schematic comparison of asphalt mix production routes comparing «Conventional Hot Asphalt Mix Production» with the «Warm Foam Asphalt Mix Production» of the invention; and Figure 2. shows an example of a  
20 method to foam a hard binder.

After the mixing of the various components, the hard binder and the soft binder will merge to form a binder component with the properties aimed at. The foaming of the hard binder reduces the viscosity and enables proper coating and adhering of the binder to the aggregate components at a lower temperature.  
25

The use of a foamed hard binder has significant economical and environmental advantages over the use of a bitumen powder or emulsified form of bitumen, without being detrimental to the quality of the resulting asphalt mixture and pavement. The water content is only 2-5% as compared to the previously mentioned 30-50% of an emulsion. This has a significant effect in terms  
30 of storage, quality, heat requirements and transport. Compared with emulsified binders the lower water content of foamed bitumen enables immediate curing with limited heating.

Compared to the cold mix foamed asphalts, the asphalt made with the process of the invention gives dense asphalt mixes with much lower void contents than the cold mix asphalts produced with foamed binder components. The binders used in cold foam mixes have a soft penetration, between 180 dmm and 700 dmm.

Additionally, the 'hard' bitumen component as used in an emulsion has typically a penetration of 50 dmm or less, compared to a maximum penetration value of the foamed hard bitumen in the invention of less than 100 dmm depending on the actual application.

To compare the asphalt mix of the present invention with a cold mix asphalt where a binder foam is used, it should be emphasised that the mix of the invention can be applied on heavily trafficked road, whereas cold mix foam asphalt only can be used on low-traffic roads. This is due to the bitumen used in the traditional cold foamed mixes being a bitumen with high penetration values between 180 and 700 dmm). The final grade of bitumen used in the process of the invention can be harder, with a typical penetration from 60 to 250 dmm. The preparation of a cold mix asphalt usually takes place in-situ –i.e. on the road- at ambient (cold) temperatures where as the asphalt prepared according to the invention can be done in the asphalt plant and/or on the road and done at typically 60–100 C°. This immediately influences the applications and applicability of these asphalt mixes.

In the present invention both an emulsified and a non-emulsified soft binder component can be used, but the non-emulsified soft binder is preferred. If an emulsified soft binder is used, the emulsified soft binder contains a large amount of water. This water must be expelled from the mixture before full cohesion and strength of the mixture is achieved. The emulsion may either be a cationic or an anionic emulsion.

The hard binder component is added to the mixture as a foam. The soft binder may also be added as a foam if this is found to have advantages in a specific situation.

- 5 The soft binder component can also be added to the aggregate at a relatively low temperature, i.e. a temperature of less than 120°C.

The soft binder will normally be added to the aggregate at a temperature of at least 70 °C, preferably at a temperature in the range of from 60 to 130°C,  
10 more preferably in the range from 90 to 110°C.

In this application, a soft binder component is defined as a binder component having a penetration of at least 200 dmm .

- 15 Suitably, the soft binder component has a penetration of at least 500 dmm , preferably at least 700 dmm and more preferably at least 800 dmm. (measured by ASTM D 5 at 25°C). Such binder components are often characterised by their viscosity (determined by ASTM D 2171 at 100°C) The soft binder component has a viscosity of less than 0.300 Pa.s, preferably less than 0.200  
20 Pa.s.

The asphalt prepared in the present invention is mainly intended for road use, but other use should also be considered to be within the scope of the invention.

25

The dense graded asphalt made in the process of the present invention has preferably a void content of less than about 10% and even more preferably a void content in the area between 3 and 10 %.

- 30 The asphalt made in the process of the present invention could also be open graded asphalt with a void content approximately between 15% and 25%.

An embodiment of the invention will now be described by way of the following example.

Schematic comparison of process routes is given in fig. 1, and a method for  
5 foaming the binder, in fig 2. A comparison of quality and costs is given in tables II and I.

An asphalt production facility for producing asphalt mixes (fig. 1.) uses the process of the invention and comprises a drying drum, a mixing mill, a mix  
10 storage silo and bitumen foam production facilities. Stone/sand is introduced to the drying drum and is heated to approx. 130°C. The warm stone/sand is then led to the mixing mill where it is mixed with a soft bitumen at approx. 120°C. When the soft bitumen is properly mixed with the stone/sand, the hard bitumen foam is added to the mixture, and mixing continues until finally the filler  
15 is added to the mixture at approx. 20°C. The product comprises approx., by mass, 90 % stone/sand, 2,5 % soft bitumen, 2,5 % hard bitumen and 5 % filler.

The foam is made (fig. 2) by letting a controlled flow of hot bitumen into a piping system through a first valve (A). The valve first (A) allows circulation to  
20 storage, and this ensures a stable temperature, required in the system. The temperature of the tubing system is controlled and maintained by surrounding the piping with hot oil or heater cable, and isolation. The temperature selected is dependent on the quality, hardness and required increase of volume of the bitumen. The temperature is typically in the range from 130°C to 180°C.  
25

Controlled flow of water, cold or warm (5 °C –80 °C), is led through a second valve (B) and is added to the bitumen in an amount in the order of 2-7%. By injecting the water into the bitumen flow, the bitumen expands. The bitumen is  
30 homogenised in a static mixer in a mixing chamber. Expanded bitumen, typically with a 10 to 20 times increase of volume, is led out of the mixing chamber through an outlet and is added to the aggregate mixture through one or several nozzles.

By comparing this process with a standard hot mix process producing asphalt of the same quality, it was found that the CO<sub>2</sub> emissions where 60-70% lower, dust emissions where 30-40% lower and fuel consumption 40-60% lower.

- 5 The tables I and II below, shows a relative quality comparison with hot mix, and a relative cost comparison, respectively. The «=» indicates average or equal, «+» indicates equal or above average, and «—» indicates worse or lower than average in table I. The «?» indicates an uncertainty, «unknown» or not measured.

10

**Table I: Relative Quality comparison with Hot Mix**

	<b>Warm Mix Emulsion</b>	<b>Warm Mix Foam</b>	<b>Cold Mix</b>
<b>QUALITY</b>			
Stability	=	=	--
Adhesion	=	+	--
Cracking	=	=	=
Durability	=	+	--
Workability	=	+	-
<b>ENVIRONMENTAL EFFECTS</b>			
Fuel	40-60% less	40-60% less	?
CO <sub>2</sub> /CO emission. dust emission	40-70% less 30% less	40-70% less 30% less	??
<b>HEALTH ASPECTS</b>			
Working at Asphalt Plant	60-80 C° less	60-80 °C less	100-160°C less
Working at laying	60-80 °C less	60-80 °C less	80-140°C less
VOC levels	Reduced	Reduced	0

15

Table II: Relative Cost comparison (Hot mix = 1.0)

	Warm Mix Emulsion	Warm Mix Foam	Cold Mix
<b>COST</b>			
Aggregates	1.0	1.0	1.0
Fuel	0.5	0.5	0
Binder (emulsion/dopes etc)	1.5	1	1.5
<b>TOTAL COST</b>	1.2	0.9	0.9

The above non-limiting example is but one embodiment of the invention, and it should be understood that other embodiments could be performed, still within the spirit and scope of the present invention. The invention should only be limited by the following appended claims.

### Claims

1. A process for preparing a warm mix asphalt composition comprising mixing a grained aggregate material with a soft binder, and adding a foamed hard binder to said mixture of grained aggregate material and soft binder.
- 5 2. The process according to claim 1, characterised by using a hard binder component with a penetration less than 100 dmm (measured according to ASTM D 5 at 25°C) .
- 10 3. The process according to claim 1, characterised by using a soft binder component with a penetration of less than 0.3 Pa.s at 100°C (measured according to ASTM D 2171 at 100°C).
- 15 4. The process according to claim 1, characterised by heating the aggregate to 60°C -120°C before mixing it with the soft and the hard binder.
5. The process according to claim 1, wherein the foamed hard binder is made in a separate foaming process characterised by the steps of:  
20 heating unfoamed hard binder to a temperature between 130 and 180 °C;  
providing water at a temperature between 5 - 80 °C ;and  
injecting 2-7% by weight water into said heated unfoamed hard binder to expand said heated unfoamed hard binder to a foam.
- 25 6. The process according to claim 1, characterised by using a foam with a water content of 5 % or less.
7. The process according to claim 1, characterised by adding the soft binder component to the aggregate at a temperature of less than 120°C.  
30

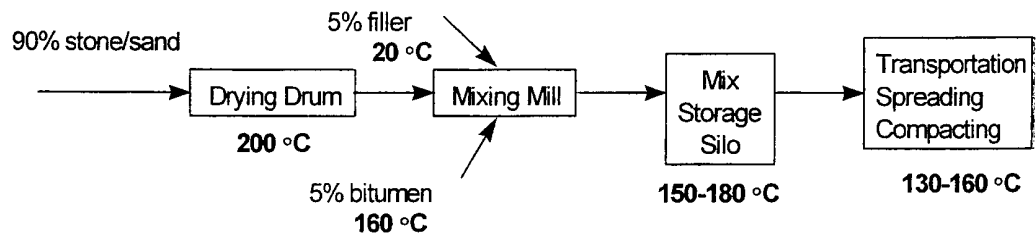
8. The process according to claim 1, characterised by the temperature of the warm mix being in the range of 80°C to 115 °C after mixing.
- 5 9. The process according to claim 1, characterised by using a dense graded asphalt composition as the warm mix asphalt composition.
- 10 10. The process according to claim 9, characterised by using a dense graded asphalt composition with a void content between 2% and 10 % as the warm mix asphalt composition.
11. The process according to claim 1, characterised by using an open graded asphalt composition as the warm mix asphalt composition.
- 15 12. The process according to claim 11, characterised by using an open graded asphalt composition with a void content between 14% and 26% as the the warm mix asphalt composition.
- 20 13. The process according to claim 1, wherein the soft binder and the aggregate material is premixed in a warm process mixing facility to a semi-finished product for transferral to an asphalt laying site whereupon a foamed hard binder is applied to the semi-finished product in a production laying machine at the asphalt laying site.
- 25 14. The process according to any of the preceding claim, characterised by using bitumen components as the binder components.
15. Use of the asphalt composition as prepared by a process according to any of the preceding claims for paving applications.
- 30 16. A system for preparing the warm mix asphalt composition of claim 1, comprising a drying drum for heating and drying the aggregate component, a

mixing mill for mixing the asphalts components and a mix storage silo, characterised by the system further including foam production facilities for foaming the hard binder before introduction to the mixing mill.

- 5 17. The system according to claim 16, characterised by the foam production facilities comprising heating means for heating the hard binder component and water or steam introducing elements for subsequent introduction of water to the hard binder to produce a foam.

1/2

### Conventional Hot Asphalt Mix Production



### Warm Mix Foam Asphalt Mix Production

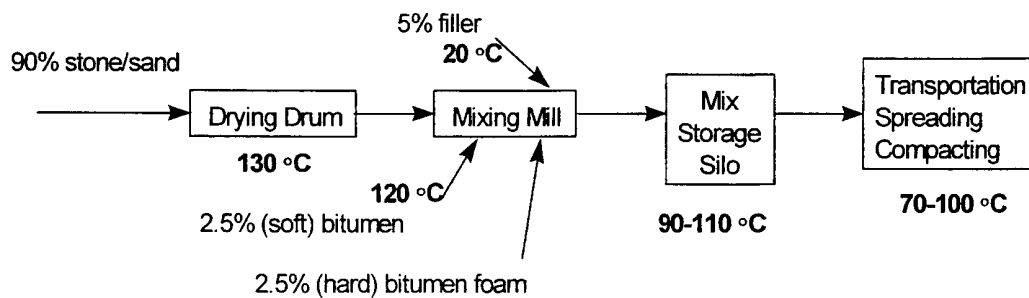


Figure 1: Schematic comparison of mix production routes. The percentage figures are given as percentage by mass

2/2

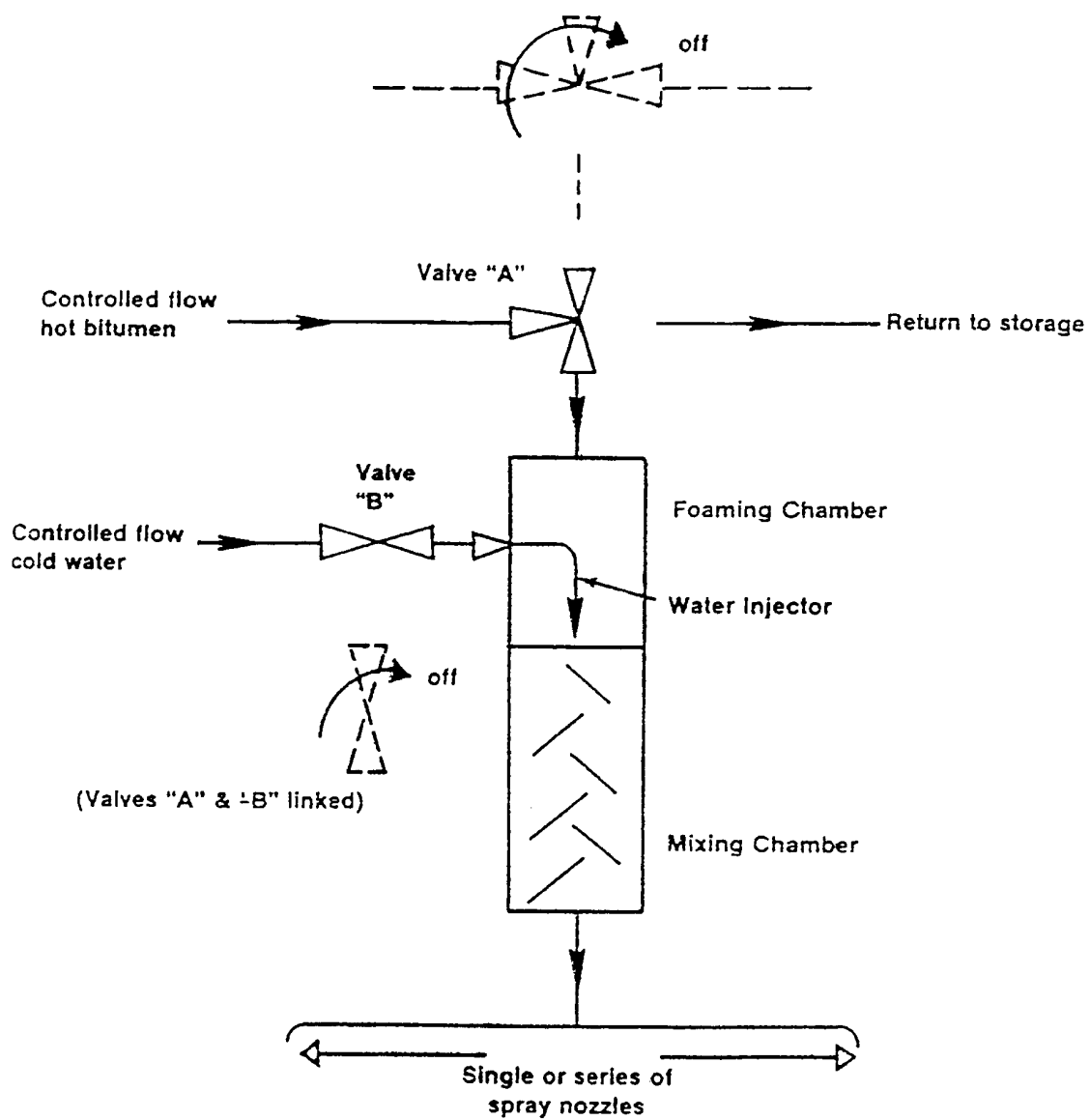


Fig. 2

Method of Foaming The Binder

## INTERNATIONAL SEARCH REPORT

International application No.

PCT/NO 01/00039

## A. CLASSIFICATION OF SUBJECT MATTER

IPC7: C08L 95/00, E07C 7/18

According to International Patent Classification (IPC) or to both national classification and IPC

## B. FIELDS SEARCHED

Minimum documentation searched (classification system followed by classification symbols)

IPC7: C08L, C08J, E07C, E01C, C10C

Documentation searched other than minimum documentation to the extent that such documents are included in the fields searched

SE,DK,FI,NO classes as above

Electronic data base consulted during the international search (name of data base and, where practicable, search terms used)

WPI, PAJ, STN/CAPLUS

## C. DOCUMENTS CONSIDERED TO BE RELEVANT

Category*	Citation of document, with indication, where appropriate, of the relevant passages	Relevant to claim No.
A	WO 9847965 A1 (SHELL INTERNATIONALE RESEARCH MAATSCHAPPIJ B.V.), 29 October 1998 (29.10.98), abstract, claims --	1-17
A	WO 9720890 A2 (SHELL INTERNATIONALE RESEARCH MAATSCHAPPIJ B.V.), 12 June 1997 (12.06.97), claims --	1-17
A	US 4256734 A (SMADJA), 17 March 1981 (17.03.81) --	1-17
A	WO 8803157 A1 (CHEVRON RESEARCH COMPANY), 5 May 1988 (05.05.88), abstract, claims --	1-17

☒ Further documents are listed in the continuation of Box C.☒ See patent family annex.

\* Special categories of cited documents:

"A" document defining the general state of the art which is not considered to be of particular relevance

"E" earlier application or patent but published on or after the international filing date

"L" document which may throw doubts on priority claim(s) or which is cited to establish the publication date of another citation or other special reason (as specified)

"O" document referring to an oral disclosure, use, exhibition or other means

"P" document published prior to the international filing date but later than the priority date claimed

"T" later document published after the international filing date or priority date and not in conflict with the application but cited to understand the principle or theory underlying the invention

"X" document of particular relevance: the claimed invention cannot be considered novel or cannot be considered to involve an inventive step when the document is taken alone

"Y" document of particular relevance: the claimed invention cannot be considered to involve an inventive step when the document is combined with one or more other such documents, such combination being obvious to a person skilled in the art

"&amp;" document member of the same patent family

Date of the actual completion of the international search

2 July 2001

Date of mailing of the international search report

03 -07- 2001

Name and mailing address of the ISA

Swedish Patent Office  
Box 5055, S-102 42 STOCKHOLM

Facsimile No. +46 8 666 02 86

Authorized officer

Ellen Setréus/BS

Telephone No. +46 8 782 25 00

## INTERNATIONAL SEARCH REPORT

International application No.

PCT/NO 01/00039

C (Continuation). DOCUMENTS CONSIDERED TO BE RELEVANT

Category*	Citation of document, with indication, where appropriate, of the relevant passages	Relevant to claim No.
A	WO 8702694 A1 (NODEST VEI A/S), 7 May 1987 (07.05.87)  --	1-17
A	DE 4308567 C1 (POTSCHKA, VOLKER), 25 August 1994 (25.08.94)  --	1-17
A	WO 9522661 A1 (SALMINEN, NESTOR), 24 August 1995 (24.08.95), claims  --	16-17
A	FR 2553125 A1 (MOBIL OIL), 15 April 1985 (15.04.85)  --	1-17
A	DE 2823388 A1 (TROXLER VITAL, WÄDENSWIL), 13 December 1979 (13.12.79)  -- -----	1-17

## INTERNATIONAL SEARCH REPORT

Information on patent family members

28/05/01

International application No.

PCT/NO 01/00039

Patent document cited in search report			Publication date	Patent family member(s)		Publication date
WO	9847965	A1	29/10/98	AP	9901636 D	00/00/00
				AU	721763 B	13/07/00
				AU	7431598 A	13/11/98
				BR	9808605 A	23/05/00
				CN	1252827 T	10/05/00
				EP	0977813 A	09/02/00
				HR	980208 A	31/12/98
				HU	0001673 A	28/09/00
				NO	995097 A	19/10/99
				PL	336322 A	19/06/00
				SK	128899 A	10/04/00
				TR	9902399 T	00/00/00
				US	5910212 A	08/06/99
				ZA	9803241 A	22/10/98
				-----		
WO	9720890	A2	12/06/97	AP	9801244 D	00/00/00
				AT	190344 T	15/03/00
				AU	697664 B	15/10/98
				AU	1174797 A	27/06/97
				BR	9611675 A	23/02/99
				CA	2238368 A	12/06/97
				CZ	9801644 A	16/09/98
				DE	69607029 D,T	14/09/00
				EP	0863949 A,B	16/09/98
				SE	0863949 T3	
				ES	2143250 T	01/05/00
				GR	3033491 T	29/09/00
				HR	960565 A	31/12/97
				JP	2000501445 T	08/02/00
				NZ	324291 A	29/03/99
				PL	327083 A	23/11/98
				PT	863949 T	31/08/00
				SI	863949 T	00/00/00
				SK	72498 A	04/11/98
				TR	9800980 T	00/00/00
				US	5743950 A	28/04/98
				-----		
US	4256734	A	17/03/81	FR	2370126 A,B	02/06/78
-----						
WO	8803157	A1	05/05/88	JP	2500751 T	15/03/90
				SE	469172 B,C	24/05/93
				SE	8802421 A	28/06/88
				US	4762565 A	09/08/88
				US	5114483 A	19/05/92
-----						

# INTERNATIONAL SEARCH REPORT

Information on patent family members

28/05/01

International application No.

PCT/NO 01/00039

Patent document cited in search report		Publication date	Patent family member(s)	Publication date
WO	8702694	A1	07/05/87	AT 46186 T 15/09/89
				AU 581550 B 23/02/89
				AU 6591986 A 19/05/87
				BR 8606957 A 03/11/87
				CA 1279446 A 29/01/91
				CS 257800 B 15/06/88
				CS 8607989 A 17/09/87
				DD 250328 A 08/10/87
				DE 3665479 D 00/00/00
				DK 172038 B 22/09/97
				DK 335687 A 30/06/87
				EP 0247082 A,B 02/12/87
				SE 0247082 T3
				ES 2003161 A 16/10/88
				FI 92842 B,C 30/09/94
				FI 872911 A 01/07/87
				GR 862662 A 03/03/87
				HR 930451 A 29/02/96
				HR 940658 B 30/04/96
				HU 55824 A 28/06/91
				HU 206226 B 28/09/92
				IN 171872 A 30/01/93
				JP 6045786 B 15/06/94
				JP 63501579 T 16/06/88
				KR 9404538 B 25/05/94
				MC 1820 A 18/03/88
				MX 168139 B 06/05/93
				NO 854387 A 05/05/87
				NZ 218153 A 27/01/89
				OA 8624 A 30/11/88
				YU 44930 B 30/04/91
				YU 145787 A 31/12/90
				YU 183686 A 30/04/88
DE	4308567	C1	25/08/94	NONE
WO	9522661	A1	24/08/95	AU 1708395 A 04/09/95
				CA 2183523 A 24/08/95
				DE 745163 T 19/02/98
				EP 0745163 A 04/12/96
				FI 94884 B,C 31/07/95
				FI 940784 D 00/00/00
				NO 306960 B 17/01/00
				NO 963429 A 16/10/96
				US 5788755 A 04/08/98
FR	2553125	A1	15/04/85	NONE
DE	2823388	A1	13/12/79	NONE