US 20180289086A1

(19) **United States**

(12) **Patent Application Publication** (10) **Pub. No.: US 2018/0289086 A1**

Anderson (43) **Pub. Date: Oct. 11, 2018**

(54) **MODULAR UTILITY GLOVE**

(71) Applicant: **Louis Anderson**, Andover, NJ (US)

(72) Inventor: **Louis Anderson**, Andover, NJ (US)

(21) Appl. No.: **15/481,472**

(22) Filed: **Apr. 7, 2017**

Publication Classification

(51) **Int. Cl.**
A41D 19/00 (2006.01)

(52) **U.S. Cl.**
CPC ***A41D 19/0037*** (2013.01); *A41D 2600/20* (2013.01); ***A41D 19/002*** (2013.01); ***A41D 19/0013*** (2013.01)

(57) **ABSTRACT**

An article of manufacture comprising of a glove; commonly known to be comprised of a textile fabric or material patterned and constructed in such a way that it contains a pocket for the thumb and a plurality of pockets for the fingers, and extending to, or over the wrist, also covering the palm and back side of the hand meant to be worn by inserting the hand into the article and inserting the thumb and fingers into their respective pockets. The glove contains hook and loop material on the outer surfaces of the palm side, to secure to tools also containing hook and loop material, and the glove contains hook and loop material on the back side and knife edge side, to secure accessories and small tools to be stored on the glove. The glove also contains removable fingertips and removable magnet inserts using hook and loop material

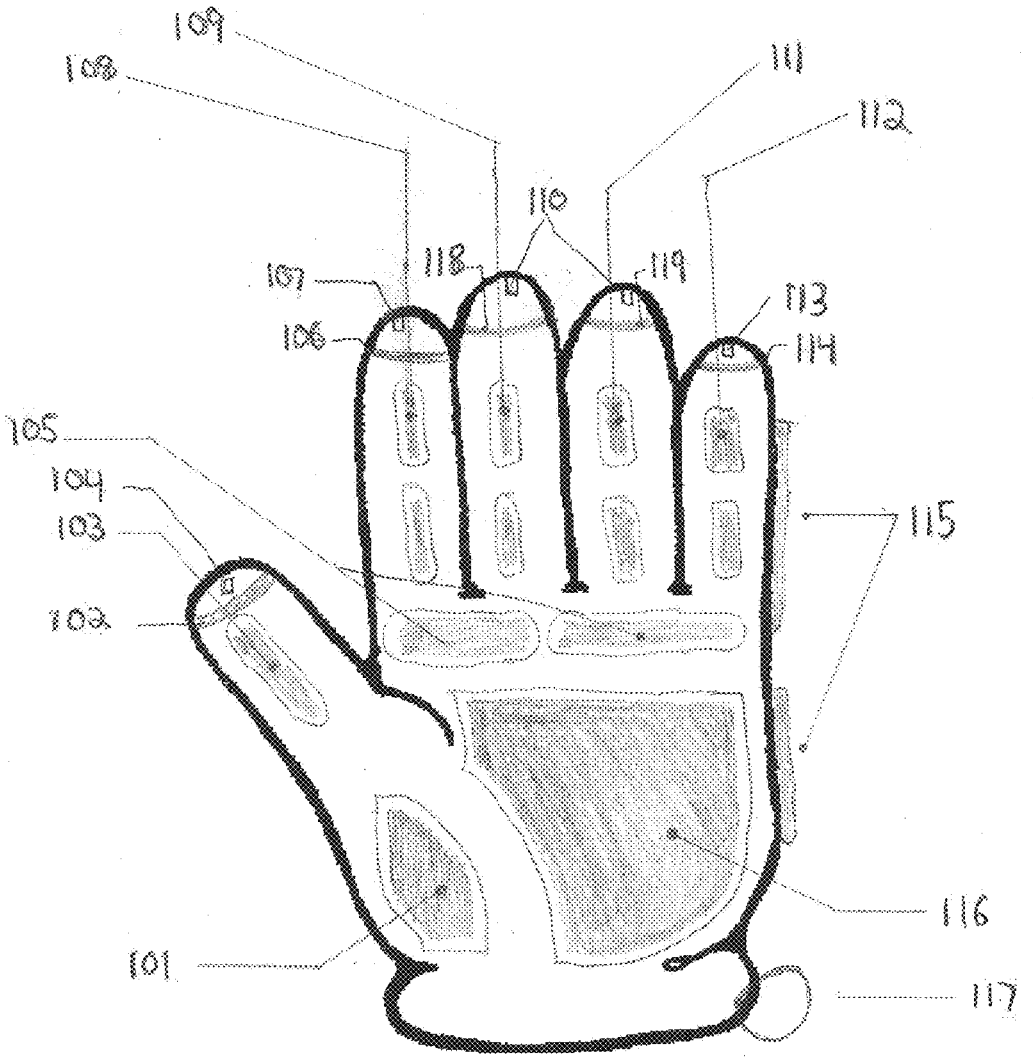

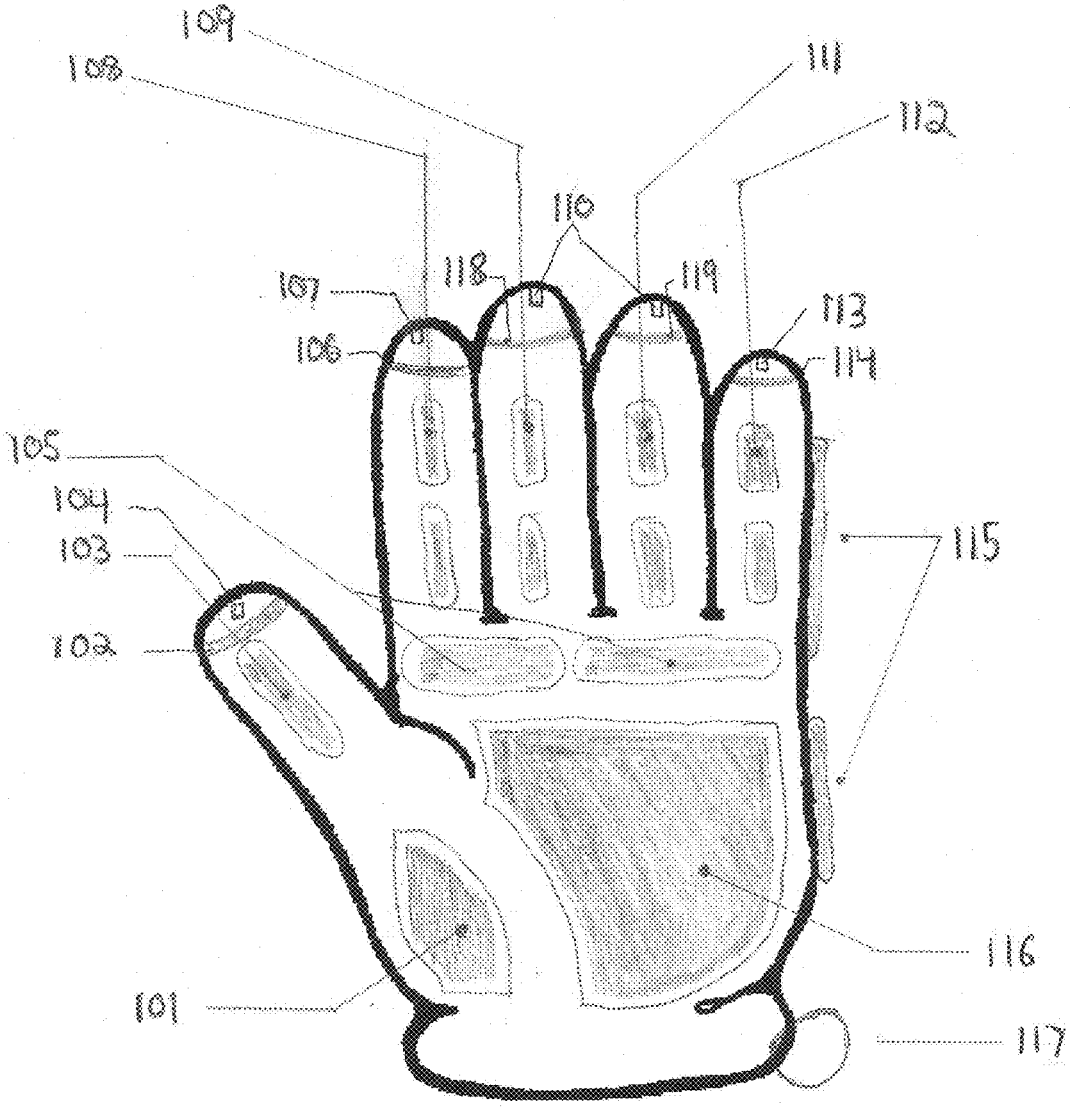
109
108
111
112
110
107
118
119
113
106
114
105
104
103
115
102
116
101
117

Fig. 1

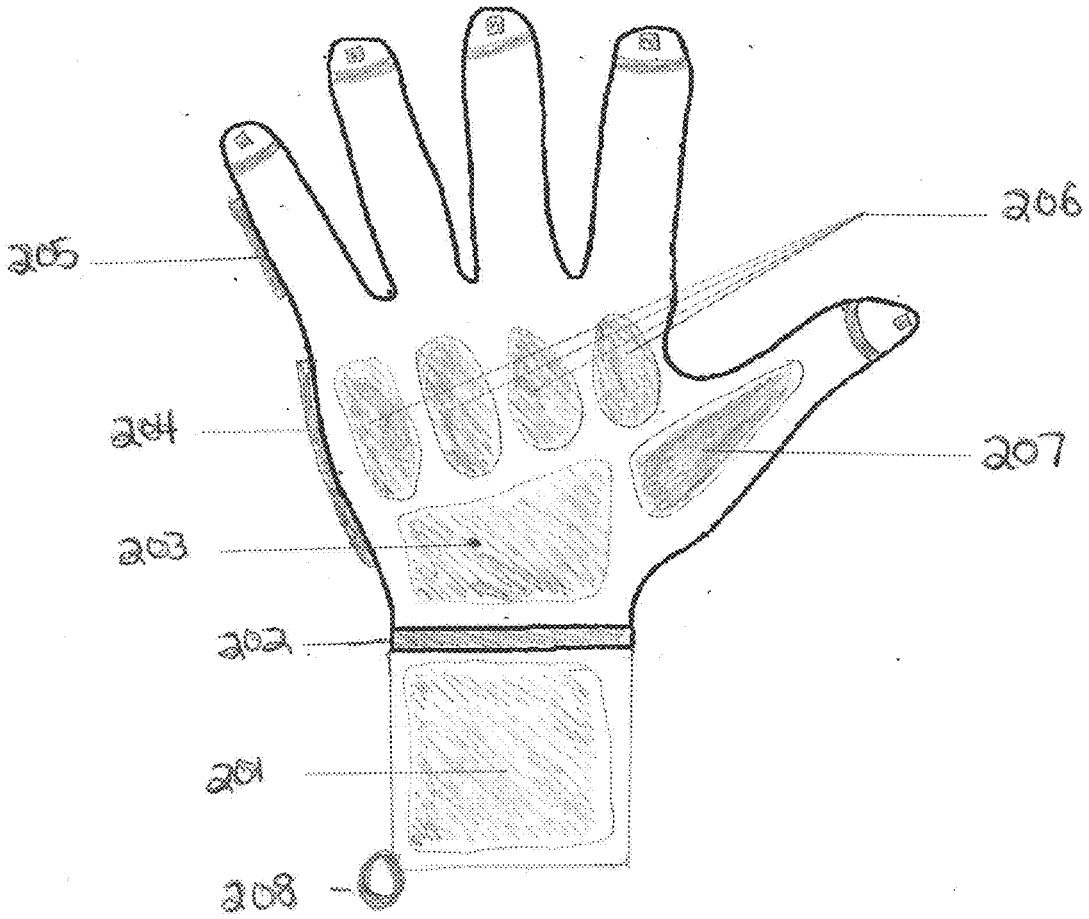

Fig. 2

MODULAR UTILITY GLOVE

CROSS REFERENCE TO RELATED DOCUMENTS

[0001] The present application claims priority to provisional patent application No. 62/319,348 Filed on Apr. 7, 2016, disclosures of which are incorporated herein at least by reference.

BACKGROUND OF THE INVENTION

1. Field of the Invention

[0002] The present invention is in the field of wearable apparel, designed to be used in the workplace, (construction, technical, mechanical) or while using sports or recreational equipment.

2. Description of Related Art

[0003] Many individuals require various tools to complete a construction project or other similar project. Such tools normally have a comfortable gripping handle, but are still prone to slippage of the tool from the hand resulting in dropping of the tool which may result in injury or property damage. Working in high areas such as on ladders or aerial lifts can increase the likelihood of negative impacts resulting from tools being dropped. Furthermore, it can be difficult to store activity-related accessories closely on one's body in a way that allows them to be conveniently accessible during intermittent use. Additionally, workers also may require more tactile feeling in the fingertips while working, making usual gloves difficult to wear while performing duties.

[0004] Therefore, there is a need for a wearable glove that addresses the problems above.

BRIEF SUMMARY OF THE INVENTION

[0005] In one embodiment of the invention, a glove that contains hook and loop material on the palm side of the glove allows a user to grip a tool securely, assuming the hook and loop material is also adhered to the tool.

[0006] Also in one embodiment of the invention, the glove contains hook and loop material on the rear side and knife edge sides of the glove, allowing a large, segmented surface area for attaching and storing accessories and small tools, assuming the accessories also contain hook and loop material for creating the bond.

[0007] Also in one embodiment of the invention, the glove contains hook and loop material sewn into the insides of the plurality of pockets for thumb and finger, which are separated from the main body of the glove. This allows the hook and loop material to be used for removing and reattaching the fingertip portion for dexterity.

[0008] Also in one embodiment of the invention, the glove contains hook and loop material sewn into the fingertip portions of the glove, in such a way that it forms a closeable pocket. This pocket is designed to be used with a small magnet that can be inserted or removed from any fingertip segment.

BRIEF DESCRIPTION OF THE DRAWINGS

[0009] FIG. **1** is an aerial view of the top side (back of hand) of an embodiment of the present invention

[0010] FIG. **2** is an aerial view of the underside (palm side) of an embodiment of the present invention

DETAILED DESCRIPTION OF THE INVENTION

[0011] The inventor provides a unique glove that incorporates hook and loop material sewn into or adhered to the palm side, back side, knife edge side, and the underside of each finger extension, combined with removable fingertips that are attached to the glove with hook and loop material, combined with a small pocket incorporated into each finger extension's removable fingertip piece, said pocket designed to open and close by way of hook and loop material, and containing a removable magnet within, combined with a metal ring (commonly known as a "D-ring") for tethering.

[0012] The present invention is described in enabling detail in the following examples, which may represent more than one embodiment of the present invention.

[0013] FIG. **1** is aerial view of the bottom side (Palm side of hand) of an embodiment of the present invention showing a hook and loop material **101** sewn into or adhered to the palm side, near the underside of the thumb. The glove shows a hook and loop material **102** sewn into the inside of the finger extension for use of attaching and detaching the removable fingertip piece. The glove shows a hook and loop material **103** sewn into the palm side of the thumb extension. The glove shows a hook and loop material **104** sewn into the inside of the removable fingertip piece to form a small pocket, designed to contain a magnet within. The glove shows a plurality of hook and loop material patches **105** sewn into the pam side. The glove shows a hook and loop material **106** sewn into the inside of the finger extension for use of attaching and detaching the removable fingertip piece. The glove shows a hook and loop material **107** sewn into the inside of the removable fingertip piece to form a small pocket, designed to contain a magnet within. The glove shows a plurality of hook and loop material patches **108** sewn into or adhered to the palm side of the finger extension. The glove shows a plurality of hook and loop material patches **109** sewn into or adhered to the palm side of the finger extension. The glove shows a hook and loop material **110** sewn into the inside of the removable fingertip pieces to form a small pocket, designed to contain a magnet within. The glove shows a plurality of hook and loop material patches **111** sewn into or adhered to the palm side of the finger extension. The glove shows a plurality of hook and loop material patches **112** sewn into or adhered to the palm side of the finger extension. The glove shows a hook and loop material **113** sewn into the inside of the removable fingertip piece to form a small pocket, designed to contain a magnet within. The glove shows a hook and loop material **114** sewn into the inside of the finger extension for use of attaching and detaching the removable fingertip piece. The glove shows a plurality of hook and loop material patches **115** sewn into or adhered to the knife edge side. The glove shows a large patch of hook and loop material **116** on the palm side. The glove shows a metal ring (commonly known as a D-ring) **117** for tethering. The glove shows a hook and loop material **118** sewn into the inside of the finger extension for use of attaching and detaching the removable fingertip piece. The glove shows a hook and loop material **119** sewn into the inside of the finger extension for use of attaching and detaching the removable fingertip piece.

[0014] FIG. **2** is an aerial view of the top side (back of hand) of an embodiment of the present invention showing a hook and loop material **201** sewn into or otherwise adhered to the back side of the glove. FIG. **2** also shows a hook and loop material **202** sewn into or otherwise adhered to the outside of the back side of the glove. FIG. **2** also shows a hook and loop material **203** sewn into or otherwise adhered to the outside of the back side of the glove. FIG. **2** also shows a hook and loop material **204** sewn into or otherwise adhered to the outside of the knife edge side of the glove. FIG. **2** also shows a hook and loop material **205** sewn into or otherwise adhered to the outside of the knife edge side of the glove near the small finger. FIG. **2** also shows a plurality of hook and loop material **206** sewn into or otherwise adhered to the outside of the back side of the glove. FIG. **2** also shows a hook and loop material **207** sewn into or otherwise adhered to the outside of the back side of the glove. FIG. **2** also shows a metal ring **208** (commonly known as a D-ring) for tethering.

[0015] It will be apparent that one with skill in the art that the glove of the invention may be provided using some or all of the mentioned features and components without departing from the spirit and scope of the present invention. It will also be apparent to the skilled artisan that the embodiments described above are specific examples of a broader invention which may have greater scope than any of the singular descriptions taught. There may be many alterations made in the descriptions without departing from the spirit and scope of the present invention.

1. An article of manufacture comprising of a

Glove; commonly known to be comprised of a textile fabric or material patterned and constructed in such a way that it contains a pocket for the thumb and a plurality of pockets for the fingers, and extending to, or over the wrist, also covering the palm and back side of the hand meant to be worn by inserting the hand into the article and inserting the thumb and fingers into their respective pockets

Hook and Loop material; on the outer surfaces arranged on the palm side of the glove, for contacting the surfaces of tools also containing hook and loop material to ensure a secure grip on the tool. The hook and loop material can be sewn onto the surface or otherwise adhered to the glove and to the tool.

Hook and Loop material; on the outer surfaces arranged on the knife edge side and rear side of the glove, designed to create a modular utility surface area for the storage of accessories and smaller tools. It is assumed that said accessories would also contain the hook and loop material to allow contact and adherence to the rear side or knife edge side of the glove. The hook and loop material can be sewn onto the surface or otherwise adhered.

Hook and loop material; sewn into or otherwise adhered to the fingertips of each digit of the invention, in such a way to form a pocket wherein a removable magnet can be inserted.

Hook and loop material; contained on the inside of the glove near the end of the each of pockets for the fingers and thumb, allowing the detachment and reattaching of the removable fingertip portions.

* * * * *