



US00D987096S

(12) **United States Design Patent**
Zhang

(10) **Patent No.:** **US D987,096 S**

(45) **Date of Patent:** **** May 23, 2023**

- (54) **NECK MASSAGE DEVICE**
- (71) Applicant: **Sichuan Qianli-beoka Medical Technology Inc., Sichuan (CN)**
- (72) Inventor: **Wen Zhang, Chengdu (CN)**
- (73) Assignee: **Sichuan Qianli-beoka Medical Technology Inc.**

D923,804 S *	6/2021	Cran	D24/200
D926,336 S *	7/2021	Zhang	D24/215
D941,487 S *	1/2022	Liu	D24/215
2020/0237612 A1 *	7/2020	Liu	A61H 23/006
2020/0238072 A1 *	7/2020	Liu	A61N 1/0476
2020/0238080 A1 *	7/2020	Liu	A61N 1/322

(**) Term: **15 Years**

(21) Appl. No.: **29/796,058**

(22) Filed: **Jun. 22, 2021**

(30) **Foreign Application Priority Data**

May 11, 2021 (CN) 202130278916.4

(51) **LOC (14) CL.** **28-03**

(52) **U.S. CL.**
USPC **D24/215**

(58) **Field of Classification Search**
USPC D24/215, 200, 211, 212, 213, 214, 133,
D24/107, 231, 184, 190, 191; D14/205
CPC A61H 7/00; A61H 7/006; A61H 7/007;
A61H 15/00; A61H 2015/0007; A61H
2015/0042; A61H 15/0078; A61H
15/0085; A61H 2205/062; A61H 2205/08;
A61H 2205/081

See application file for complete search history.

(56) **References Cited**

U.S. PATENT DOCUMENTS

D817,504 S *	5/2018	Float	D24/191
D901,033 S *	11/2020	Liang	D24/211
D903,139 S *	11/2020	Liang	D24/215
D905,266 S *	12/2020	Liu	D24/215
D911,542 S *	2/2021	Zhang	D24/215
D921,214 S *	6/2021	Wu	D24/215

OTHER PUBLICATIONS

Hbao—Neck Massager. Date: Nov. 24, 2020. [online]. [Site visited Oct. 24, 2022]. Available from Internet URL: <https://www.amazon.co.uk/dp/B08P2S5J6D/> (Year: 2020).*

Neck Massagers. (Design—© Questel) orbit.com. [Online PDF compilation of references] 17 pgs. Print Dates Range Nov. 8, 2019-Oct. 15, 2021 [Retrieved Oct. 24, 2022] <https://www.orbit.com/export/UCZAH96B/pdf4/a51ec46f-54ef-407e-b771-fb140ce78aef-215946.pdf> (Year: 2022).*

* cited by examiner

Primary Examiner — Eliza Z Harvey

Assistant Examiner — Landon Thomas Cassell

(74) *Attorney, Agent, or Firm* — Timothy T. Wang; Ni, Wang & Massand, PLLC

(57) **CLAIM**

The ornamental design for a neck massage device, as shown and described.

DESCRIPTION

FIG. 1 is a front perspective view of a neck massage device showing my new design;

FIG. 2 is a front elevational view thereof;

FIG. 3 is a back elevational view thereof;

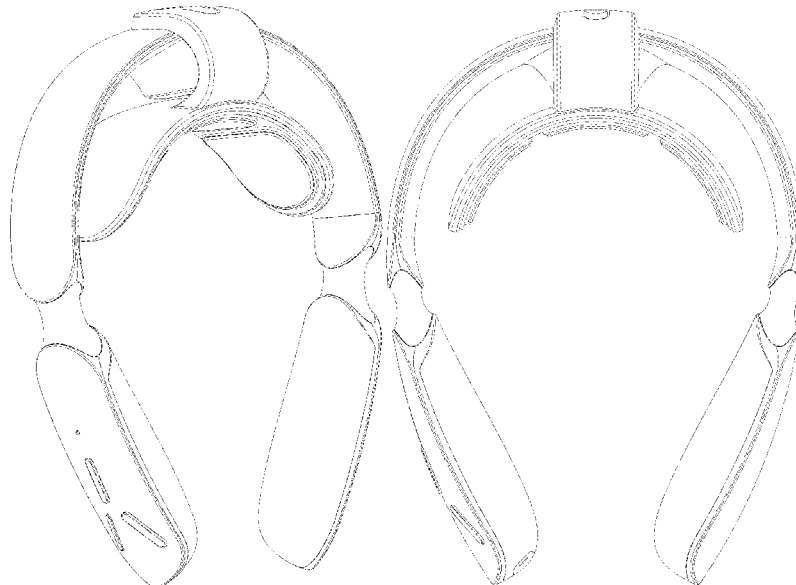
FIG. 4 is a left side elevational view thereof;

FIG. 5 is a right side elevational view thereof;

FIG. 6 is a top plan view thereof; and,

FIG. 7 is an enlarged bottom plan view thereof.

1 Claim, 7 Drawing Sheets



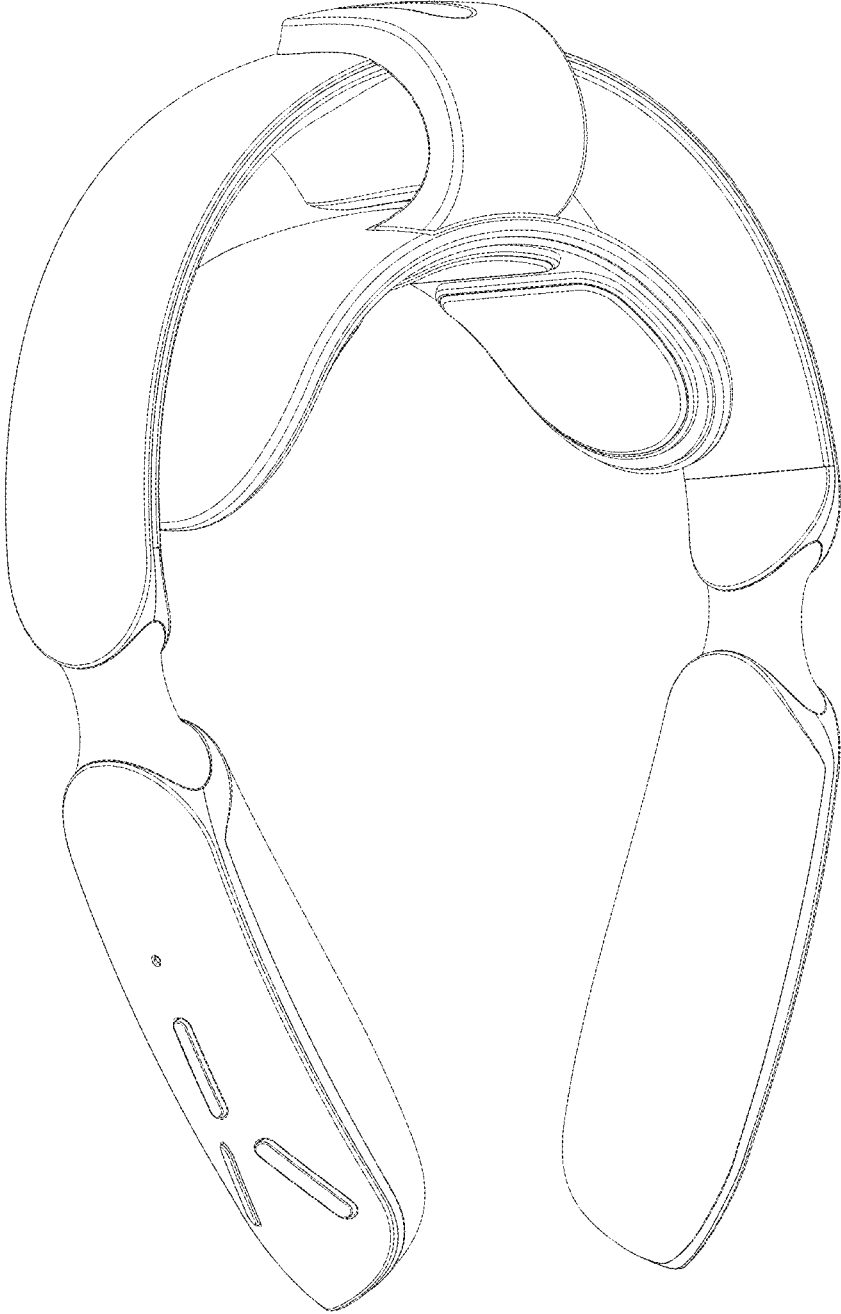


Fig. 1



Fig.2

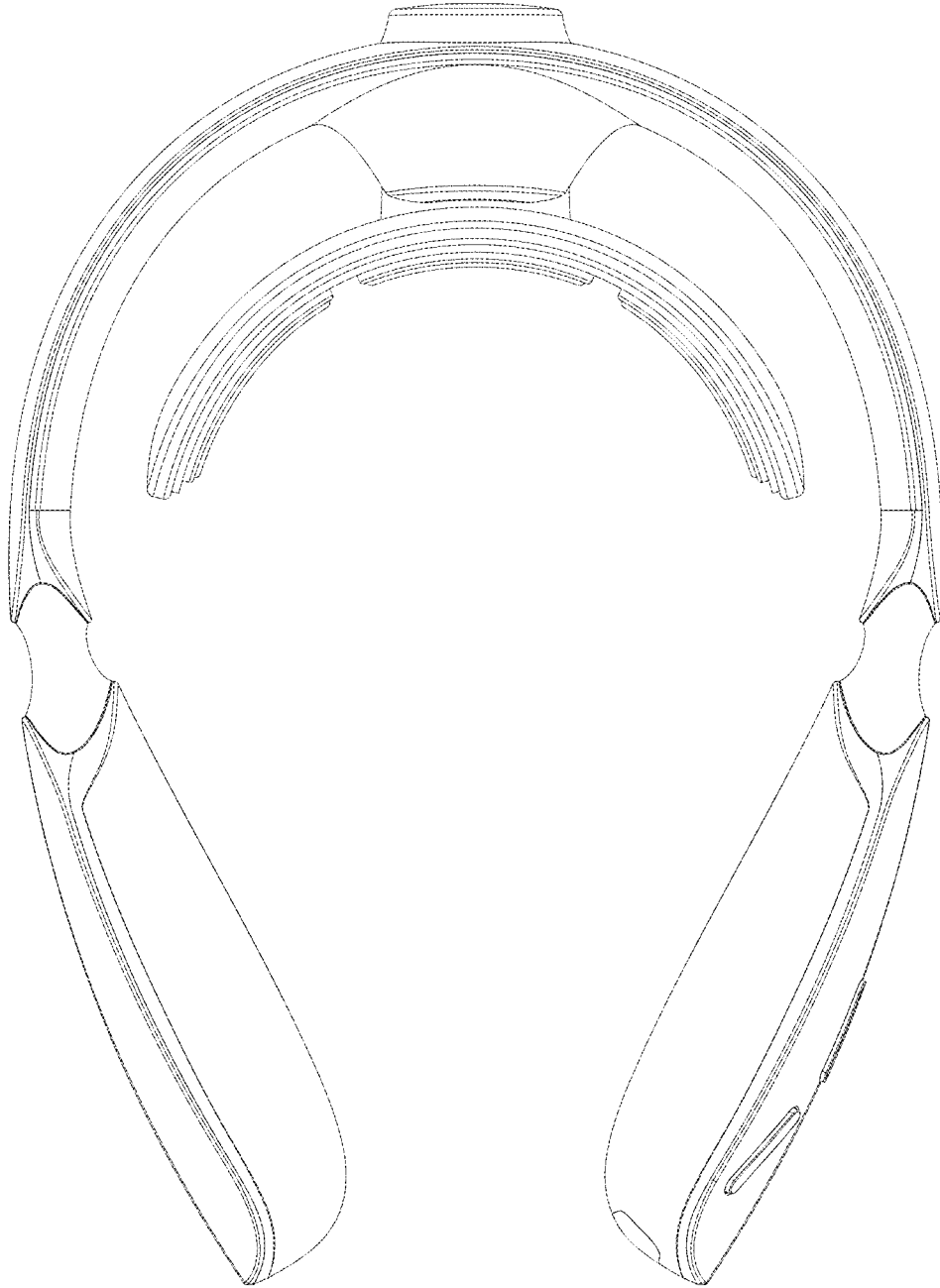


Fig. 3

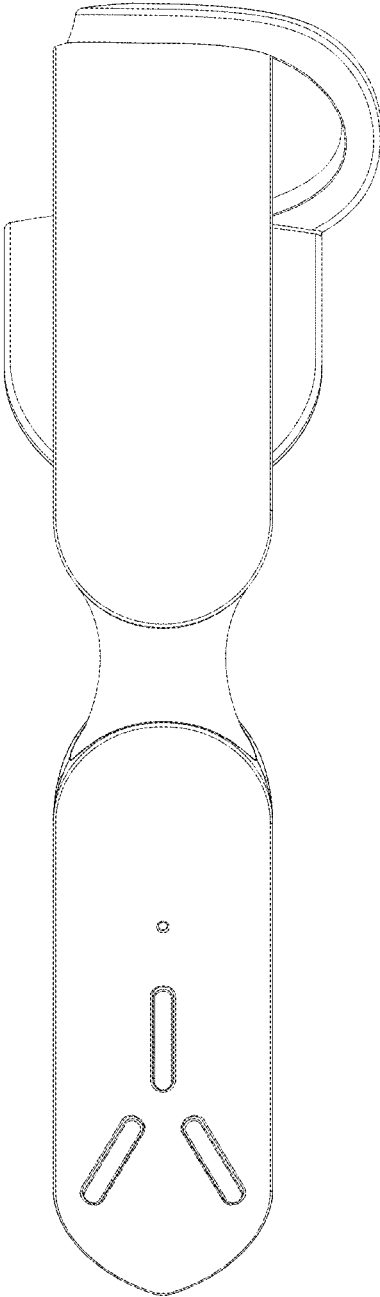


Fig. 4

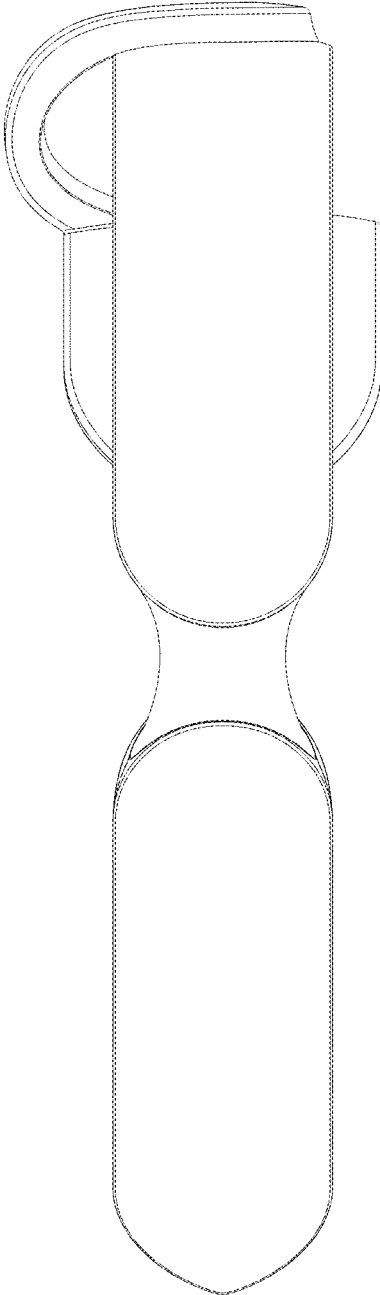


Fig. 5

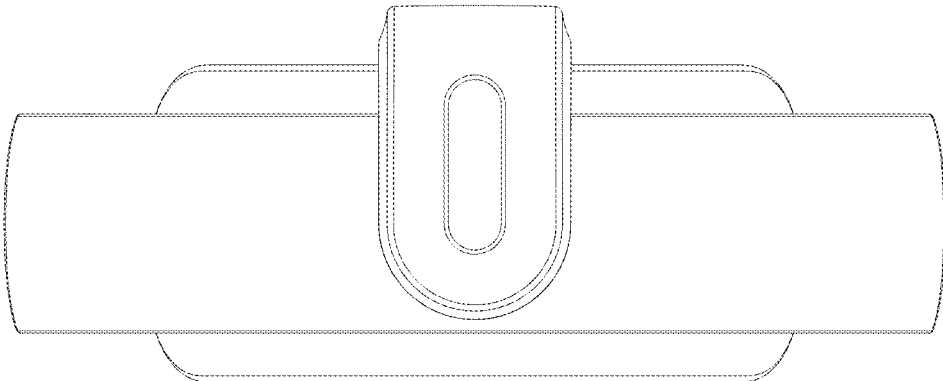


Fig. 6

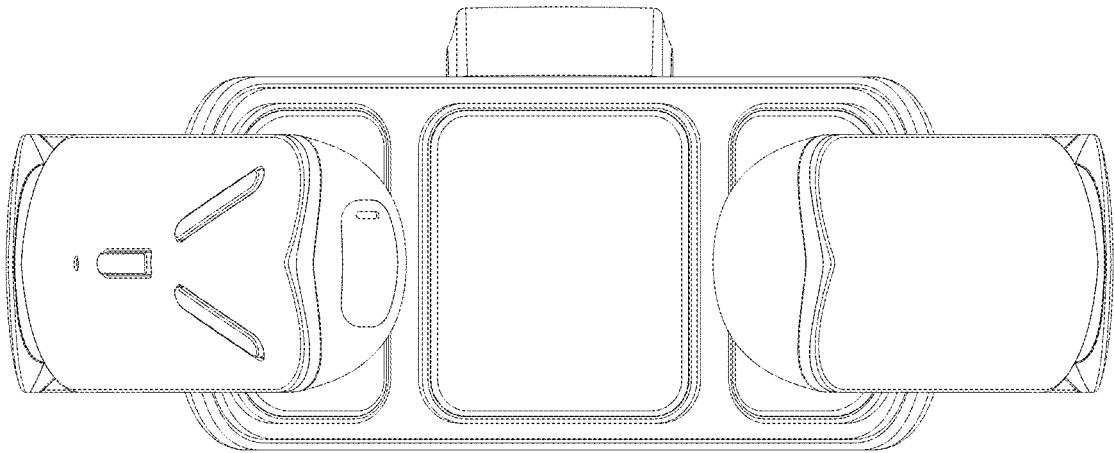


Fig. 7