



US00D802575S

(12) **United States Design Patent**
Castro

(10) **Patent No.:** **US D802,575 S**

(45) **Date of Patent:** **** Nov. 14, 2017**

(54) **PHONE CASE**

Primary Examiner — Carla Jobe Wright

(71) Applicant: **River Light V, L.P.**, New York, NY (US)

(74) *Attorney, Agent, or Firm* — Kilpatrick Townsend & Stockton LLP

(72) Inventor: **William J. Castro**, Pelham, NY (US)

(73) Assignee: **River Light V, L.P.**, New York, NY (US)

(57) **CLAIM**

(**) Term: **15 Years**

The ornamental design for a phone case, as shown and described.

(21) Appl. No.: **29/593,063**

(22) Filed: **Feb. 6, 2017**

DESCRIPTION

(51) **LOC (10) Cl.** **14-03**

(52) **U.S. Cl.** **D14/250**

USPC **D14/250**

(58) **Field of Classification Search**

USPC D14/248, 250, 439, 203.3–203.7, 217, D14/240, 447, 251–253, 238.1, 440; D3/201, 218, 247, 269, 273, 301, 303; D13/103, 107–108, 119
CPC H04B 1/3888; H04M 1/0283; H04M 1/0202; A45C 1/06; A45C 2011/002; A45C 11/00; A45C 13/02; A45F 2005/026; A45F 2200/0525; A45F 2200/0516

See application file for complete search history.

FIG. 1 is a rear perspective view of a phone case showing my new design with a component of the case in an extended position.

FIG. 2 is a front perspective view of the phone case of FIG. 1.

FIG. 3 is a rear view of the phone case of FIG. 1.

FIG. 4 is a right side view of the phone case of FIG. 1.

FIG. 5 is a front view of the phone case of FIG. 1.

FIG. 6 is a left side view of the phone case of FIG. 1.

FIG. 7 is a top view of the phone case of FIG. 1.

FIG. 8 is a bottom view of the phone case of FIG. 1.

FIG. 9 is a rear perspective view of the phone case of FIG. 1 with a component of the case in the stowed position.

FIG. 10 is a front perspective view of the phone case of FIG. 9.

FIG. 11 is a rear view of the phone case of FIG. 9.

FIG. 12 is a right side view of the phone case of FIG. 9.

FIG. 13 is a front view of the phone case of FIG. 9.

FIG. 14 is a left side view of the phone case of FIG. 9.

FIG. 15 is a top view of the phone case of FIG. 9; and,

FIG. 16 is a bottom view of the phone case of FIG. 9.

The broken lines immediately adjacent the shaded surfaces represent the bounds of the claimed design. All other broken lines depict environmental subject matter that forms no part of the claimed design. The broken lines and unshaded regions bounded by broken lines form no part of the claimed design.

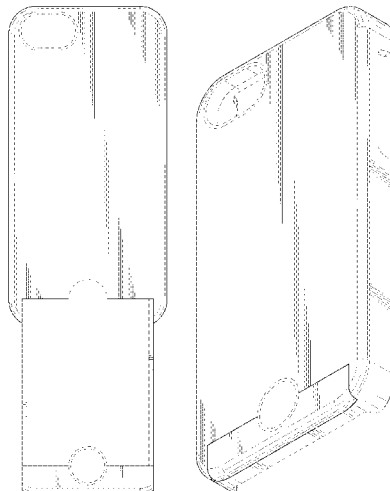
(56) **References Cited**

U.S. PATENT DOCUMENTS

D625,303	S *	10/2010	Kim	D14/250
D649,539	S *	11/2011	Hong	D14/250
D668,700	S *	10/2012	Jim	D16/135
D678,871	S *	3/2013	Mishan	D14/250
D684,567	S *	6/2013	Murchison	D14/250
D688,655	S *	8/2013	Rey-Hipolito	D14/250
D694,743	S *	12/2013	Monaco	D14/250
D695,731	S *	12/2013	Adami	D14/250
D709,439	S *	7/2014	Ferber	D13/103
8,833,379	B1 *	9/2014	Kaplan	A45D 33/26 132/287
D717,775	S *	11/2014	Hemesath	D14/250

(Continued)

1 Claim, 12 Drawing Sheets



(56)

References Cited

U.S. PATENT DOCUMENTS

D723,531	S *	3/2015	Katzke	D14/250
D724,785	S *	3/2015	Frederick	D14/250
D740,268	S *	10/2015	O'Neill	D14/250
9,167,060	B2 *	10/2015	Cheng	H04M 1/04
D754,115	S *	4/2016	Lin	D14/250
D756,977	S *	5/2016	Schriefer	D14/250
D766,225	S *	9/2016	Williams	D14/250
2004/0082210	A1 *	4/2004	Wallace	H04M 1/0202 439/152
2004/0110545	A1 *	6/2004	Kim	B60R 25/102 455/575.1
2010/0105442	A1 *	4/2010	Yoo	H04M 1/0235 455/566
2012/0244918	A1 *	9/2012	Hall	H04B 1/3888 455/575.4
2013/0168274	A1 *	7/2013	Chen	A45C 11/00 206/320
2013/0300272	A1 *	11/2013	Myers	G06K 13/08 312/319.2
2016/0156754	A1 *	6/2016	Cotelo	H04M 1/027 455/575.8

* cited by examiner

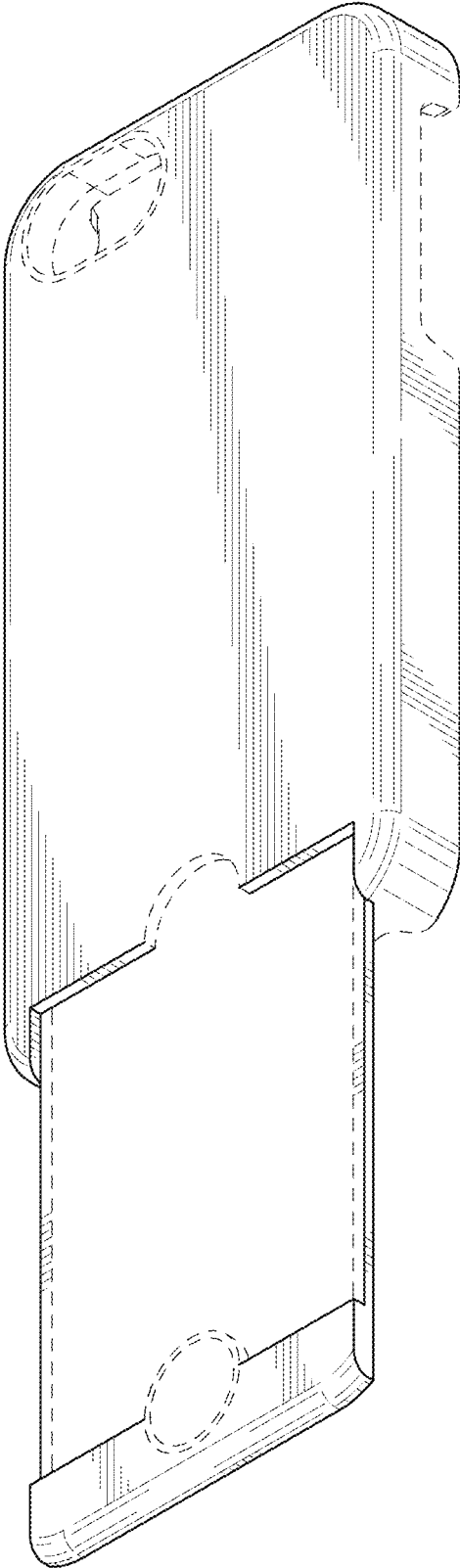


FIG. 1

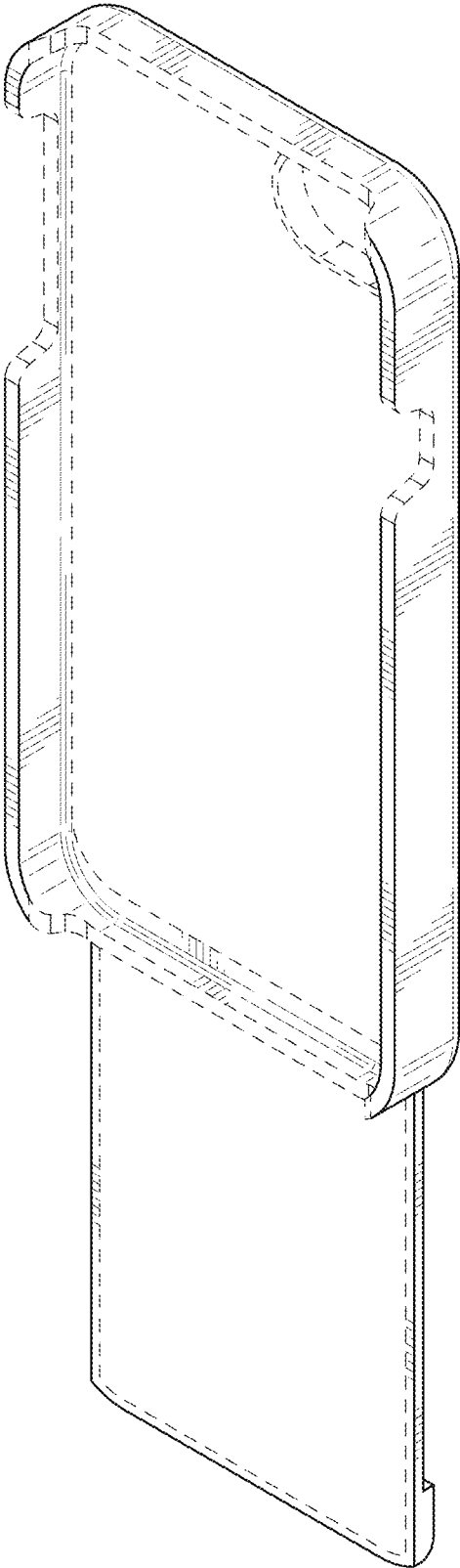


FIG. 2

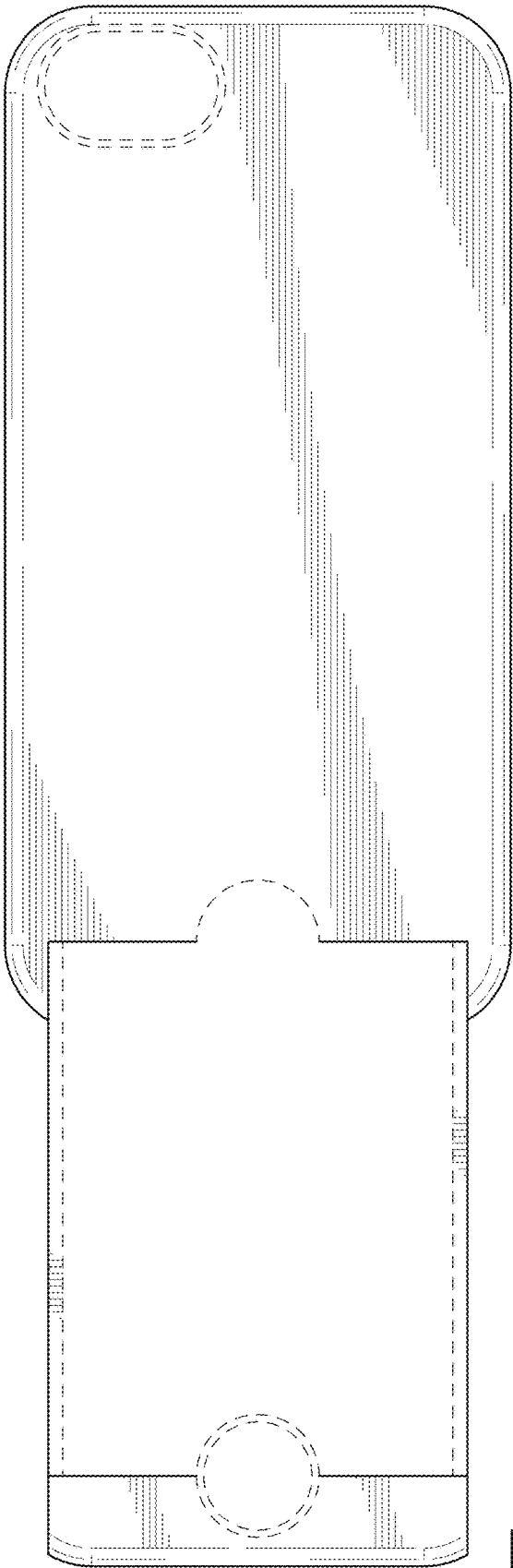


FIG. 3



FIG. 4

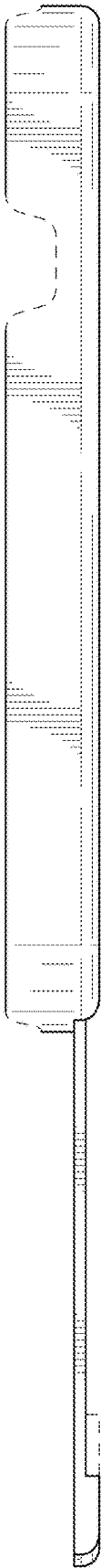


FIG. 6

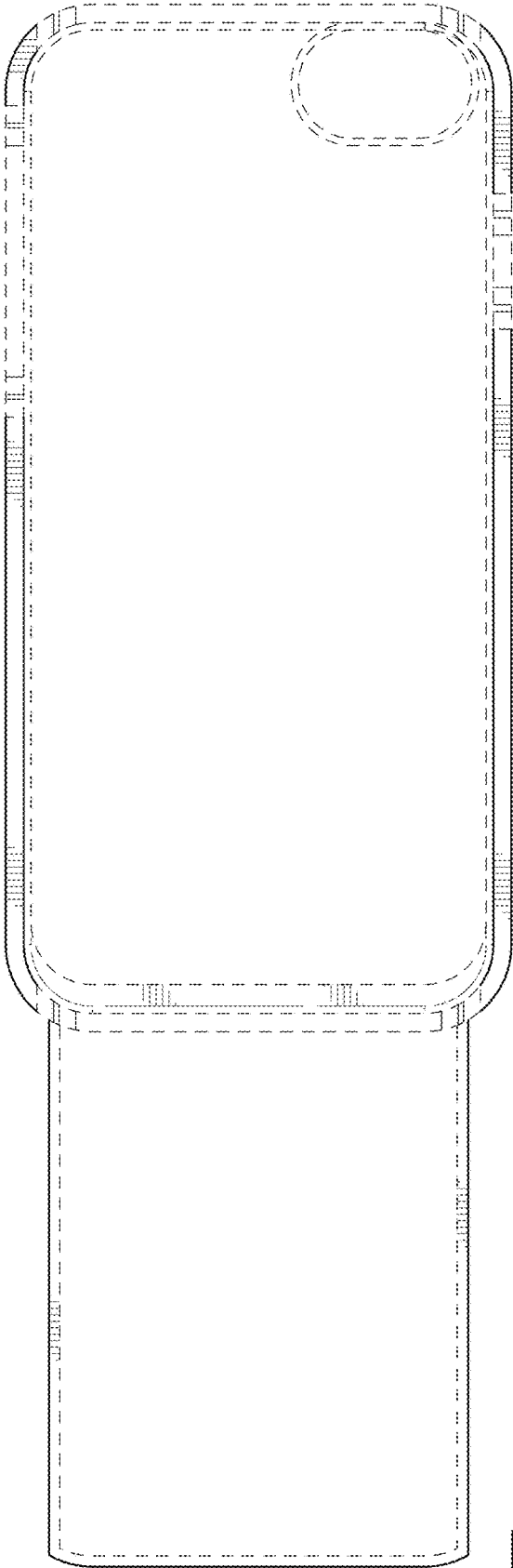


FIG. 5




FIG. 7



FIG. 8




FIG. 9

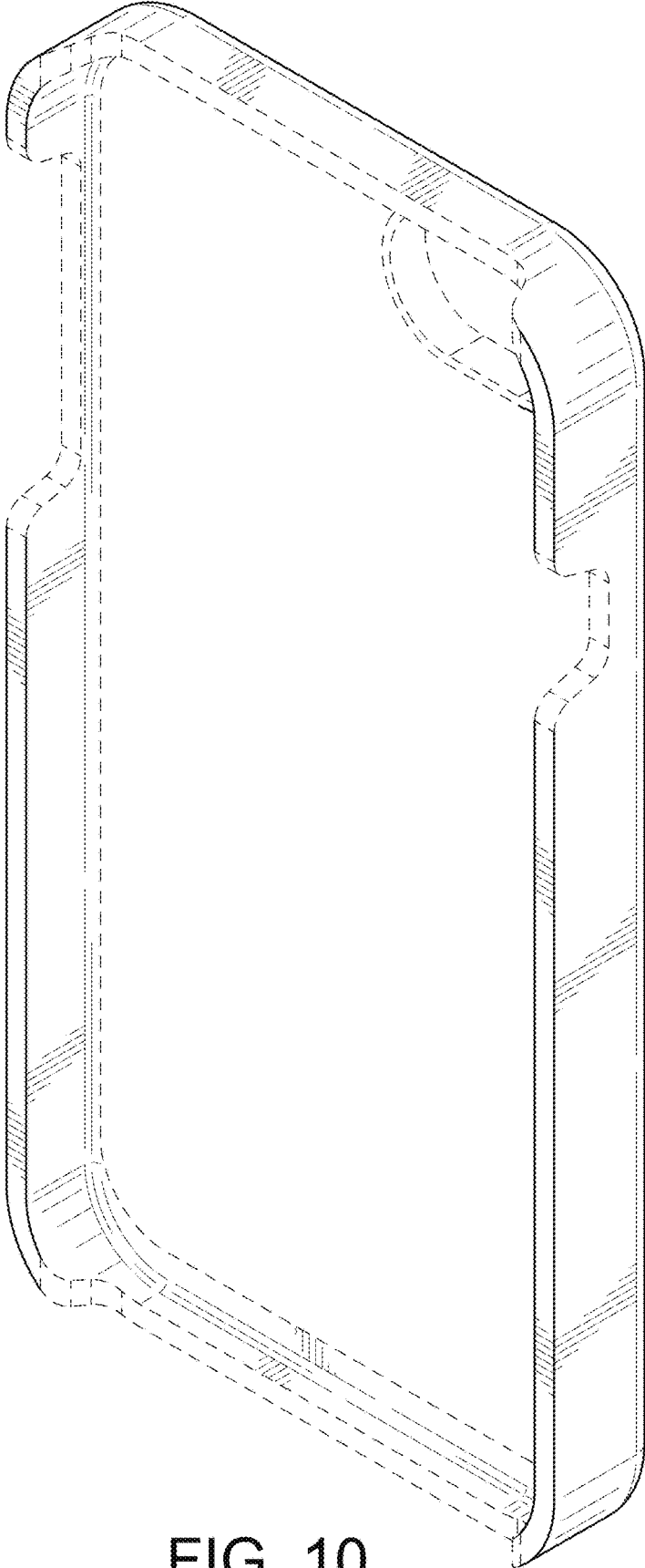


FIG. 10




FIG. 11




FIG. 12

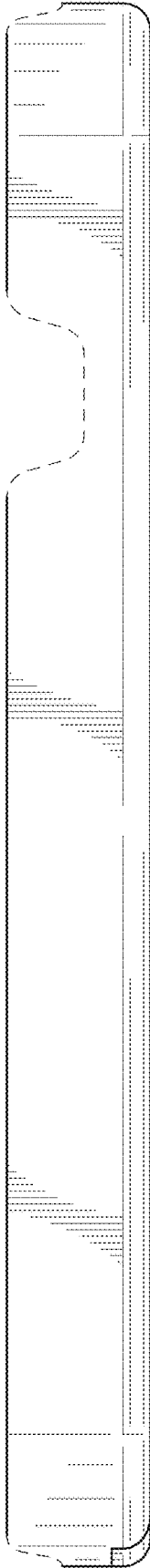


FIG. 14




FIG. 13

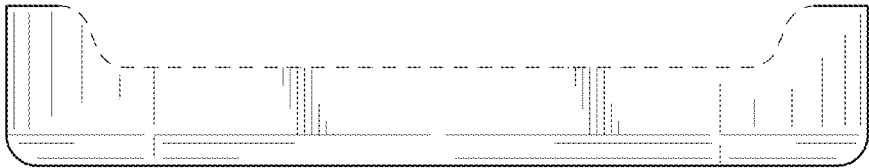


FIG. 15

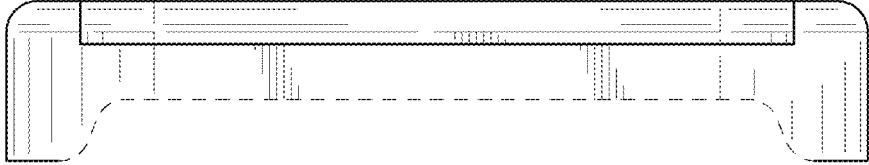


FIG. 16