



## INTERNATIONAL APPLICATION PUBLISHED UNDER THE PATENT COOPERATION TREATY (PCT)

<p>(51) International Patent Classification <sup>6</sup> : <b>C08K 5/3435, C08L 27/06, C09B 57/14, B44F 1/04</b></p>	A1	<p>(11) International Publication Number: <b>WO 99/20688</b></p> <p>(43) International Publication Date: 29 April 1999 (29.04.99)</p>
<p>(21) International Application Number: PCT/US98/03577</p> <p>(22) International Filing Date: 24 February 1998 (24.02.98)</p> <p>(30) Priority Data: 08/956,332 23 October 1997 (23.10.97) US</p> <p>(71) Applicant: MINNESOTA MINING AND MANUFACTURING COMPANY [US/US]; 3M Center, P.O. Box 33427, Saint Paul, MN 55133-3427 (US).</p> <p>(72) Inventors: WHITE, Kenneth, M.; P.O. Box 33427, Saint Paul, MN 55133-3427 (US). PAVELKA, Lee, A.; P.O. Box 33427, Saint Paul, MN 55133-3427 (US). LIGHTLE, Vera, L.; P.O. Box 33427, Saint Paul, MN 55133-3427 (US). CODERRE, James, C.; P.O. Box 33427, Saint Paul, MN 55133-3427 (US).</p> <p>(74) Agents: HANSON, Karl, G. et al.; Minnesota Mining and Manufacturing Company, Office of Intellectual Property Counsel, P.O. Box 33427, Saint Paul, MN 55133-3427 (US).</p>		<p>(81) Designated States: AL, AM, AT, AU, AZ, BA, BB, BG, BR, BY, CA, CH, CN, CU, CZ, DE, DK, EE, ES, FI, GB, GE, GH, GM, GW, HU, ID, IL, IS, JP, KE, KG, KP, KR, KZ, LC, LK, LR, LS, LT, LU, LV, MD, MG, MK, MN, MW, MX, NO, NZ, PL, PT, RO, RU, SD, SE, SG, SI, SK, SL, TJ, TM, TR, TT, UA, UG, UZ, VN, YU, ZW, ARIPO patent (GH, GM, KE, LS, MW, SD, SZ, UG, ZW), Eurasian patent (AM, AZ, BY, KG, KZ, MD, RU, TJ, TM), European patent (AT, BE, CH, DE, DK, ES, FI, FR, GB, GR, IE, IT, LU, MC, NL, PT, SE), OAPI patent (BF, BJ, CF, CG, CI, CM, GA, GN, ML, MR, NE, SN, TD, TG).</p> <p><b>Published</b> <i>With international search report.</i></p>
<p>(54) Title: STABILIZATION OF FLUORESCENT DYES IN VINYL ARTICLES USING HINDERED AMINE LIGHT STABILIZERS</p>		
<div style="text-align: center;"> </div>		
<p>(57) Abstract</p> <p>A durable colored article having fluorescent properties comprises a substantially solventless polyvinyl chloride matrix, a thioxanthene fluorescent dye, and a secondary or tertiary hindered amine light stabilizer having a molecular weight less than about 1000 grams/mole. The invention has the advantage in that it provides a flexible polyvinyl chloride film that exhibits durable fluorescent colors.</p>		

**FOR THE PURPOSES OF INFORMATION ONLY**

Codes used to identify States party to the PCT on the front pages of pamphlets publishing international applications under the PCT.

AL	Albania	ES	Spain	LS	Lesotho	SI	Slovenia
AM	Armenia	FI	Finland	LT	Lithuania	SK	Slovakia
AT	Austria	FR	France	LU	Luxembourg	SN	Senegal
AU	Australia	GA	Gabon	LV	Latvia	SZ	Swaziland
AZ	Azerbaijan	GB	United Kingdom	MC	Monaco	TD	Chad
BA	Bosnia and Herzegovina	GE	Georgia	MD	Republic of Moldova	TG	Togo
BB	Barbados	GH	Ghana	MG	Madagascar	TJ	Tajikistan
BE	Belgium	GN	Guinea	MK	The former Yugoslav Republic of Macedonia	TM	Turkmenistan
BF	Burkina Faso	GR	Greece			TR	Turkey
BG	Bulgaria	HU	Hungary	ML	Mali	TT	Trinidad and Tobago
BJ	Benin	IE	Ireland	MN	Mongolia	UA	Ukraine
BR	Brazil	IL	Israel	MR	Mauritania	UG	Uganda
BY	Belarus	IS	Iceland	MW	Malawi	US	United States of America
CA	Canada	IT	Italy	MX	Mexico	UZ	Uzbekistan
CF	Central African Republic	JP	Japan	NE	Niger	VN	Viet Nam
CG	Congo	KE	Kenya	NL	Netherlands	YU	Yugoslavia
CH	Switzerland	KG	Kyrgyzstan	NO	Norway	ZW	Zimbabwe
CI	Côte d'Ivoire	KP	Democratic People's Republic of Korea	NZ	New Zealand		
CM	Cameroon			PL	Poland		
CN	China	KR	Republic of Korea	PT	Portugal		
CU	Cuba	KZ	Kazakstan	RO	Romania		
CZ	Czech Republic	LC	Saint Lucia	RU	Russian Federation		
DE	Germany	LI	Liechtenstein	SD	Sudan		
DK	Denmark	LK	Sri Lanka	SE	Sweden		
EE	Estonia	LR	Liberia	SG	Singapore		

**STABILIZATION OF FLUORESCENT DYES IN VINYL  
ARTICLES USING HINDERED AMINE LIGHT STABILIZERS**

TECHNICAL FIELD

5           The present invention pertains to polyvinyl chloride articles that exhibit durable fluorescent colors through the use of selected hindered amine light stabilizers.

BACKGROUND

10           Articles containing colorants lose their color when exposed to solar radiation for extended time periods. For example, articles placed outdoors throughout the summer often tend to display a faded version of their original color by the time autumn arrives. Although this fading occurs in both conventional and fluorescent colorants, the problem is more acute with fluorescent colorants.

15           The life of fluorescent colored articles that are exposed to daily solar radiation is typically in the range of months, whereas the life of articles that use conventional colorants can be in the range of years. Although generally less stable, fluorescent colorants nonetheless find frequent use because of their ability to increase an article's visibility. Unlike conventional colorants, fluorescent colorants,  
20           can take, for example light in the non-visible region, (e.g. ultraviolet light) and reemit it in the visible spectrum. This innate property allows fluorescent articles to exhibit an enhanced visual contrast between the colored article and its surrounding environment.

          Investigators in the retroreflective art have attempted to stabilize polymeric  
25           articles containing fluorescent colorants using various means. For example, Burns et al. in U.S. Patent No. 5,605,761 teach the use of a hindered amine light stabilizer (HALS) to maintain the durability of articles containing fluorescent dyes in a polycarbonate polymeric matrix. The document further discloses that the fluorescent dye may be thioxanthene, perylene imide, or thioindigoid dyes, and the  
30           HALS may be compounds from the 2,2,6,6-tetraalkyl piperidine class of compounds. While these articles are extremely useful in maintaining fluorescent

color stability, they are not very flexible due to the polycarbonate matrix's inherent rigidity.

Others, such as Pavelka et al. in U.S. Patent No. 5,387,458 have attempted to maintain fluorescent colors by using an ultraviolet screening layer that screens out ultraviolet (UV) radiation in the range of 340 to 400 nanometers. The fluorescent color resides in a layer separate from the screening layer. Although these articles are highly beneficial because of the fluorescent color stability, they do present the need of having two separate layers that can add cost to the construction. Furthermore, the screening layer may not be effective in reducing the degradation of the fluorescent dye caused by dye absorption of visible radiation.

Polyvinyl chloride (PVC) films are useful in many applications because of their flexibility and commercial availability. UV absorbing stabilizers have been commonly used in polyvinyl chloride articles to light stabilize the polymer matrix. See, e.g., Marice McMurrer, *Update: UV Stabilizers*, PLASTICS COMPOUNDING 40 (Jan/Feb. 1985). UV stabilizers, however, are not effective in stabilizing fluorescent dyes in the matrix.

Although PVC films containing fluorescent dyes are widely available today, they tend to have very poor color retention. Factors contributing to color fading include lack of dye solubility in the PVC host matrix, dye migration, and minimal protection offered by the resin against photodegradation.

Technical publications have suggested that HALS, with its amine group in the molecular structure, may not be compatible with PVC. For example, T. Hjertberg and E. M. Sörvik stated in *Thermal Degradation of PVC*, in DEGRADATION AND STABILISATION OF PVC, E. D. Owen (editor) 21, 69 (1984) that amines "induce dehydrochlorination of PVC at high temperatures" leading to degradation of the PVC matrix. In addition, HALS based on secondary or tertiary piperidinyll amines are very basic compounds. For example, 2,2,6,6-tetramethyl piperidine has a  $pK_b$  of 2.9 as compared to 4.7 for ammonia when measured in water. See Can Zhang et al., *Hindered Amine Light Stabilizers: Effects of Acid Exposure*, Volume 24 of JOURNAL OF POLYMER SCIENCE: PART C: POLYMER LETTERS 453, 453 (1986). Because of its alkalinity, HALS in the presence of a

volatile acid, such as hydrochloric acid (HCl), forms a salt. Hydrochloric acid is produced by degradation and oxidation reactions resulting from "light induced aging of PVC films." See Martinez et al., *Prediction of Photoageing Stability of Plasticized PVC Films Containing UV-Stabilisers*, Volume 54 of POLYMER DEGRADATION AND STABILITY 49, 49 (1996). The presence of a basic HALS in combination with a readily available source of HCl gives rise to acid-base reactions that can degrade the PVC matrix.

Because of the flexible nature of PVC films and the desirability using of fluorescent colorants in many articles, there is a need for a durable colored article having these combinations.

#### SUMMARY OF THE INVENTION

The present invention provides, for the first time, colored articles exhibiting durable fluorescent properties in a solventless PVC host matrix by incorporating a particular class of HALS to stabilize a class of fluorescent dyes. Contrary to known teachings that HALS may not be compatible with PVC, this invention includes the discovery that new combinations of HALS and fluorescent dyes in a PVC host matrix will exhibit superior stabilization of colored, fluorescent articles. Because the PVC host matrix has good mechanical and thermal properties, the inventive article will be useful in many applications, including, but not limited to, uses in clothing, traffic control signs and devices (for example, roll-up signs), backpacks, and water flotation safety devices.

In brief summary, the inventive article exhibits durable color and fluorescent properties and comprises (a) a polymeric matrix that contains substantially solventless polyvinyl chloride resin; (b) a thioxanthene fluorescent dye; and (c) a hindered amine light stabilizer comprising at least one secondary or tertiary amine groups and having a molecular weight of less than about 1000 grams/mole. The inventive articles can be made by combining these components into a mixture and forming an article from the mixture.

Because processing of a substantially solventless polyvinylchloride resin subjects the resin to high temperatures, it was not predicted that a durable

fluorescent-colored article would result. As indicated above, amines can induce dehydrochlorination of the polyvinyl chloride at high temperatures, which can lead to degradation of the polyvinyl chloride matrix. Notwithstanding this concept, the inventive article is surprisingly durable. Thus, the combination of using  
5 substantially solventless polyvinyl chloride and HALS provides benefits unsuggested in the art for forming durable fluorescent-colored, PVC articles.

The present invention has the advantage in that it exhibits durable color properties and fluorescence without the need to use protective overlays. If desired, however, a protective overlay may be used to further increase the durability of the  
10 inventive article. The inventive articles retain their color and are able to fluoresce for a longer time period than is normally expected even when they are exposed to direct sunlight. Articles of the invention therefore are good candidates for use with retroreflective elements.

Another advantage of the invention is that the polymers, dyes, and HALS  
15 may be processed in a solventless system, which not only essentially eliminates solvent emissions into the atmosphere but also reduces the article's manufacturing cost by totally eliminating solvent use.

#### BRIEF DESCRIPTION OF THE DRAWINGS

20 The invention will be further explained with reference to the drawings, wherein:

Figure 1 is a cross-sectional view of a retroreflective article **10** in accordance with the invention;

25 Figure 2 is a cross-sectional view of another embodiment of retroreflective article **20** in accordance with the invention;

Figure 3 is a cross-sectional view of another embodiment of retroreflective article **30** in accordance with the invention;

Figure 4 is a cross-sectional view of another embodiment of retroreflective article **50** in accordance with the invention; and

30 Figure 5 is a cross-sectional view of another embodiment of retroreflective article **70** in accordance with the invention.

These figures are idealized, are not to scale, and are intended to be merely illustrative and non-limiting.

DEFINITIONS

5 As used herein:

“colorant” means pigments or dyes or other substances used to impart hue and chroma to an article;

“conventional colorant” means colorants that do not significantly fluoresce when exposed to visible light and/or ultraviolet light and do not exhibit fluorescent properties to the unaided eye;

10 “cube film” means a single retroreflective film having cube corner elements projecting from one surface thereof;

“cube corner sheeting” means a multilayer retroreflective sheeting that contains cube corner elements;

15 “durable” refers to an enhanced retention of color or fluorescence upon exposure to weathering;

“embedded lens” retroreflective base sheet comprises (a) a monolayer of microspheres having a space layer and (b) a reflective layer in optical association with the rear surface of the microspheres and a binder layer in which the front surfaces of the microspheres are embedded;

20 “encapsulated lens” retroreflective base sheet comprises (a) a monolayer of microspheres having a reflective layer in association with the rear surface of the microspheres and (b) a cover layer disposed over the front surface of the microspheres forming cells;

25 “exposed lens” retroreflective base sheet comprises a monolayer of microspheres having a reflective layer in association with the rear surface of microspheres that are embedded in a binder layer;

30 “hindered amine light stabilizer” means an additive used to light stabilize fluorescent dyes, the stabilizer having at least one secondary or tertiary amine group;

“polymeric matrix” means the principal polymeric material in which the fluorescent dye and hindered amine light stabilizer reside;

“secondary amine group” means a group that contains nitrogen (N) and has one hydrogen (H) atom bonded to the nitrogen atom;

5 “tertiary amine group” means a group that contains nitrogen (N) and does not have a hydrogen (H) atom bonded to the nitrogen atom;

“substantially solventless polyvinyl chloride resin” means a polymeric polyvinyl chloride resin capable of being processed, whether through extrusion or calendaring, without the use of a solvent;

10 “thioxanthene fluorescent dye” means a fluorescent dye having a thioxanthene unit as part of its molecular structure;

“weathering” means exposing an article to either natural or artificial environments including, for example, heat, light, moisture, and ultraviolet radiation.

15 DETAILED DESCRIPTION OF THE ILLUSTRATIVE EMBODIMENTS

The present invention combines a substantially solventless polyvinyl chloride host matrix with fluorescent dyes, and hindered amine light stabilizers to yield durable, colored fluorescent articles.

20 Figure 1 shows a cube corner based retroreflective article 10 of the invention. Article 10 (commonly referred to as “cube film”) comprises a multitude of cube corner elements 12 and a land layer 14. Not shown in the figure are fluorescent dyes and hindered amine light stabilizers. Light enters the cube film 10 through the front or first major surface 15. The light then passes through the land layer 14 and strikes the planar faces 11 of the cube corner elements 12 and returns  
25 in the direction from which it came as shown by arrow 18.

Figure 2 shows a cube corner based retroreflective article 20 of the invention. Article 20 comprises a body layer 26 disposed on a front or first major surface 25 of a cube film 21. The cube film 21 comprises a multitude of cube corner elements 22 and can optionally include a land layer 24. In a preferred  
30 embodiment, the body layer 26 comprises a substantially solventless polyvinyl chloride matrix, fluorescent dyes, and hindered amine light stabilizers (all not

shown) and is the outermost layer of article 20. The land layer 24 is distinguished from the body layer 26 by being a layer disposed immediately adjacent to the base of the cube corner elements. If desired, the land layer 24, if present, and/or the cube corner elements 22 can comprise a substantially solventless polyvinyl chloride matrix, fluorescent dyes and hindered amine light stabilizers.

5 Figure 3 shows a microsphere based retroreflective article 30 of the invention. Article 30 comprises a body layer 36 disposed on the front or first major surface 35 of an embedded lens retroreflective base sheet 31. For an illustrative example of an embedded lens sheet, see U.S. Patent No. 4,505,967 (Bailey). Base sheet 31 comprises a monolayer of microspheres 32 embedded in a binder layer 33 with space layer 34, specular reflective layer 38 and optional adhesive layer 40. Light enters retroreflective article 30 through its front surface 41. The light then passes through the body layer 36 and the binder layer 33, strikes microspheres 32, passes through space layer 34 to strike the specular reflective layer 38, and returns in the direction from which it came as shown by arrow 37.

15 The retroreflective base sheet can also be exposed lens or encapsulated lens -- see U.S. Patent Nos. 5,316,838 (Crandall) and 4,025,159 (McGrath) respectively for examples of such sheeting. In a preferred embodiment, the body layer 36 comprises a substantially solventless polyvinyl chloride matrix, fluorescent dyes, and hindered amine light stabilizers.

25 Although not necessary, articles of the invention may optionally include a protective overlay that may or may not include ultraviolet absorbing agents. The overlay is preferably substantially transparent to visible light and includes a means to screen substantial portions of incident ultraviolet radiation. Figure 4 illustrates a retroreflective embodiment 50 having a cube film 51. Body layer 56 is disposed on the front or first major surface 55 of cube film 51. Disposed on a first side 57 of body layer 56 is an overlay 58. In a preferred embodiment, body layer 56 comprises a substantially solventless polyvinyl chloride matrix, fluorescent dyes, and hindered amine light stabilizers. Overlay 58 is preferably coextensive with body layer 56 so as to provide the most protection.

30

The polymeric matrix used in the present invention contains substantially solventless polyvinyl chloride as the host matrix. The polymeric matrix does not need to possess other polymers (e.g., acrylic polymers) to impart good durability and thus may consist essentially of solventless polyvinyl chloride. Plasticizers may be incorporated into the matrix to impart desirable physical properties, such as flexibility. Illustrative examples of useful plasticizers include di-2-ethylhexyl phthalate, commercially available as DOP from Aristech Chemical Corp., and diisononyl phthalate, commercially available as JAYFLEX DINP, from Exxon Corp. UV absorbers such as hydroxybenzophenones can be added to stabilize the PVC from ultraviolet light degradation. Other additives that may be added as processing aids include fillers, heat stabilizers, and lubricants.

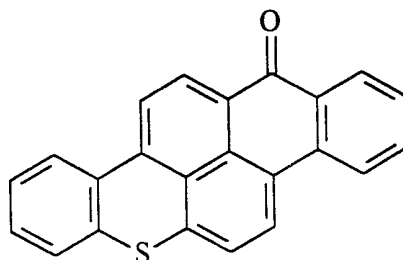
Plasticized PVC is advantageous in that it has excellent flexibility so as to be conformable to a variety of diverse substrates ranging from fabrics to substrates with compound curves, such as a traffic barrel. Articles of the invention have sufficient flexibility to be wound at room temperature about a mandrel, having a diameter of 3 millimeter without cracking. Plasticized PVC can also be attached easily to a substrate, through adhesive means or mechanical means. An illustrative mechanical means involves sewing the inventive product onto a fabric substrate.

The substantially solventless PVC films may be made by extruding or calendering PVC resins combined with fluorescent dyes and HALS into a film or cube film having a nominal thickness of about 0.025 millimeters (mm) (0.001 inch) to about 3.2 mm (0.125 inch), preferably about 0.076 mm (0.003 inch) to about 0.5 mm (0.02 inch). The latter range is preferable in that it is more useful for retroreflective sheetings. Film thickness may vary with the particular application. For example, if the application requires high durability, typically a thicker film, on the order of about 0.75 mm (0.030 inch) may be more useful. The thickness of the PVC film or cube film has an affect on the quantity of fluorescent dyes and hindered amine light stabilizers that can be loaded into the film.

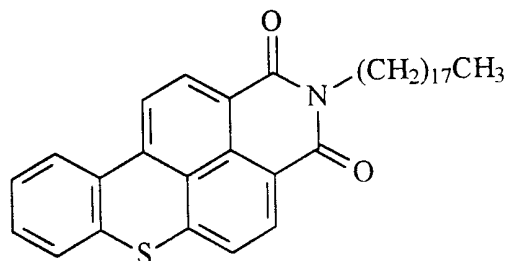
The fluorescent dyes useful for this invention are dyes from the thioxanthene classes of compounds. A single dye or a combination of dyes may be used. Illustrative commercially available thioxanthene fluorescent dyes useful in the

present invention include HOSTASOL<sup>®</sup> RED GG, HOSTASOL<sup>®</sup> YELLOW 3G, DAY-GLO<sup>®</sup> D-304, and DAY-GLO<sup>®</sup> D-315.

A useful fluorescent orange dye is 14H-anthra[2,1,9-mna]thioxanthene-14-one, commercially available as C.I. Solvent Orange 63 (HOSTASOL<sup>®</sup> RED GG) from Hoescht Celanese, and having the following chemical structure:



A useful yellow fluorescent dye is N-octadecyl-benzo[k,1]thioxanthene-3,4-dicarboximide, commercially available as C.I. Solvent Yellow 98 (HOSTASOL<sup>®</sup> YELLOW 3G) from Hoescht Celanese, and having the following chemical structure:



Another useful yellow fluorescent dye is DAY-GLO<sup>®</sup> D-304, which is a thioxanthene compound, available from Day-Glo Color Corp., Cleveland, Ohio. Another useful orange fluorescent dye is DAY-GLO<sup>®</sup> D-315, also a thioxanthene compound available from Day-Glo Color Corp.

Typically, up to 2 weight percent and preferably about 0.01 weight percent to about 1.0 weight percent of the dye is present in the inventive film. The weight percent is based on the total weight of the inventive film. Dye loadings outside this range may be used in accordance with the invention to achieve the desired color. For example, if the dye is added to a thicker film, a lower dye loading can give the

same visual effect. Articles having higher dye loadings generally exhibit brighter fluorescence and deeper color than articles with lower dye loadings of the same dye. Articles having a high dye loading, however, may exhibit a self-quenching phenomenon that occurs when molecules of the dye absorb the energy emitted by neighboring dye molecules. This self-quenching can cause an undesirable decrease in fluorescent brightness.

Articles that possess excess dye can become opaque - perhaps because some of the excess dye may have not dissolved into the polymeric matrix. For applications that require the inventive articles to be light transmissive, such as applications requiring retroreflection, persons skilled in the art should take care to select an appropriate dye loading so that substantially all of the dye dissolves into the polymeric matrix. For applications that do not require light transmissivity, such as decorative applications, the dye loading may not be as important because opacity is not a problem.

Other dyes and pigments (whether fluorescent or non-fluorescent) may be added to the present invention to adjust the color and appearance of the article. Care should be taken, however, to select dyes and pigments, as well as their loadings, so as not to significantly interfere with the performance of the fluorescent dyes in the article. If retroreflective elements are included in the inventive article, the dyes or pigments should not undesirably impair the article's transparency. If the inventive article has reduced transparency, its retroreflective performance may also be undesirably reduced.

As discussed, numerous technical articles have indicated that a hindered amine light stabilizer (HALS), with its amine group, is not compatible with polyvinyl chlorides. Thus the use of certain HALS to light stabilize the inventive fluorescent colored PVC articles is very surprising.

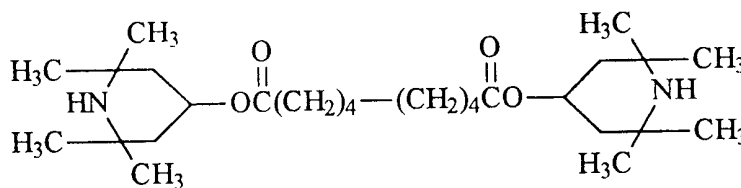
Without intending to be bound by theory, it is believed that the combination of selected HALS, the substantially solventless polyvinyl chloride host matrix, and selected fluorescent dyes in the present invention prevents an as yet undefined degradation and/or reaction between the dye and the polyvinyl chloride which could otherwise occur. Insofar as we know, the advantages of the present invention

are attained through the combination of the substantially solventless polyvinyl chloride matrix, the thioxanthene fluorescent dye, and the hindered amine light stabilizers described herein.

Typically, up to about 2 weight percent, and preferably about 0.05 to about 1.0 weight percent of the HALS is contained in the inventive article. The weight percent of HALS used is based on the total weight of the inventive film.

Illustrative commercially available HALS useful in the present invention include TINUVIN<sup>®</sup> 770, TINUVIN<sup>®</sup> 144, and SANDUVOR<sup>®</sup> PR-31.

A HALS, having the chemical formula of Bis-(2,2,6,6-tetramethyl-4-piperidiny)l) sebacate and a molecular weight of about 480 grams/mole, contains secondary amines, is commercially available as TINUVIN<sup>®</sup> 770 from Ciba-Geigy Corp., and has the following chemical structure:

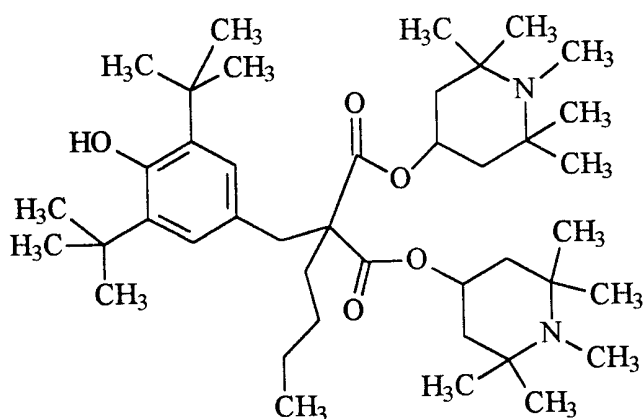


15

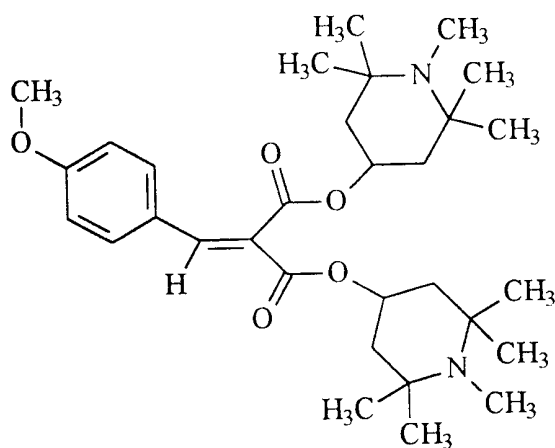
This HALS possesses two secondary amine groups, where the nitrogen atom is bonded to two carbon atoms and a hydrogen atom.

A HALS, having the chemical formula of Bis-(1,2,2,6,6-pentamethyl-4-piperidiny)-2-*n*-butyl-2-(3,5-di-*tert*-butyl-4-hydroxybenzyl)malonate and a molecular weight of about 685 grams/mole, contains tertiary amines, is commercially available as TINUVIN<sup>®</sup> 144 from Ciba-Geigy Corp., and has the following chemical structure:

20



A HALS, having a chemical formula of propanedioic acid,[(4-methoxyphenyl)-methylene]-bis-(1,2,2,6,6-pentamethyl-4-piperidinyl)ester, and a molecular weight of about 529 grams/mole, contains tertiary amines, is commercially available as SANDUVOR® PR-31 from Clariant Corp., and has the following chemical structure:



10

TINUVIN® 144 and SANDUVOR® PR-31 each possesses two tertiary amine groups, where the nitrogen atom is bonded to three carbon atoms.

#### Method of Making

15

The inventive film can be made using an extrusion or a calendering method. Although both methods are useful in producing a substantially flat film, they do so

by different processes. Extrusion involves processing a viscous melt under pressure to force it through a shaping die in a continuous stream to form a film. Calendering takes a mass of fused, viscous material and feeds it between successive pairs of co-rotating, parallel rolls to form a film. Extrusion has the advantage in that if a cube  
5 film is desired, the feed stock leaving the extruder can be nipped directly into a mold having cube corner recesses. Calendering, on the other hand, has the advantage in that flexible PVC films can be economically produced using this process.

A method of making an article exhibiting durable color and fluorescent  
10 properties can comprise: (a) combining substantially solventless polyvinyl chloride resin, a thioxanthene fluorescent dye, and a hindered amine light stabilizer comprising at least one secondary or tertiary amine groups having a molecular weight less than 1000 grams/mole into a mixture; and (b) forming the article from the mixture.

15 Typically, in an extrusion process the polymeric resin/dye/HALS mixture is first tumble mixed together. The polymeric resin is typically in the form of small granules. The mixture is fed into an extruder where, with the presence of heat and rotational action of the screw, the mixture is mixed and changes into a viscous melt. Typically, an extruder with multiple zones of heating is used. The extrusion  
20 temperature should be chosen to melt the components but not be so high so as to degrade them. Suitable extrusion temperatures, when using the fluorescent dyes and HALS described above, range from about 175 °C to about 205 °C. Typically, the melt leaving the extrusion dye is allowed to contact a chrome roll or polished casting roll to form a substantially flat film.

25 If desired, the melt leaving the extrusion die is allowed to contact a mold or tool having cube corner recesses therein. When the melt is nipped into the mold, a cube corner film is formed having, preferably, a minimal land layer and a multitude of cube corner elements whose base plane is adjacent to the land layer. See, for example, U.S. Patent No. 5,450,235 (Smith et al.) and International Publication No.  
30 WO 95/11464 (Benson et al.) for descriptions of methods of producing a cube

corner sheeting. Extrusion is the preferred method for making an inventive cube film.

5 The cube corner elements may optionally be vapor coated with a metallic layer, such as vapor deposited aluminum or silver, to increase retroreflective performance. Vapor coating the cube corner elements, however, may cause the fluorescent cube film to have a gray appearance, which may be undesirable for some applications.

10 In a calendering process, the polyvinyl chloride resin (typically in powder form), the fluorescent dye, and the hindered amine light stabilizer are added to mixing unit for intensive mixing. Other additives, such as plasticizers, UV absorbers, heat stabilizers, fillers, and lubricants may be added for desired physical properties and/or as processing aids. Typically the mixing unit has a ribbon type blade and can be jacketed for heating and cooling. During mixing, the PVC powder absorbs the additives, including the dye and HALS, to form a powder mix. After  
15 intensive mixing, the powder is typically cooled and fed through a screen to remove metals because the metal particles, if present, can damage the calender roll surface. The screened powder mixture is typically fed into a fluxing unit for continuous mixing causing the mixture to become a fused, viscous mass that is feed stock to be delivered to the calender rolls. The calender rolls, typically in a four roll setup, can  
20 be heated. In making the inventive article, the calender rolls are heated so that their surface temperature ranges from about 170 °C to about 180 °C (340 to 355 °F). Configuration of the rolls can also be an important factor. The viscous, fused feedstock is fed to the calender where the film or sheet is formed with the film thickness controlled by the gap between the final rolls.

25 Although this sequence is typical for a calendering process, many variations are possible depending on the end product desired. Calendering is a preferred method for making the inventive film because of economic efficiencies.

30 Given what is known in the art about amines inducing dehydrochlorination of PVC at high temperatures, the invention nonetheless discovered that PVC articles produced from calendering or extrusion with temperatures as high as 205° (355° F) are durable, as shown herein by the examples.

Substantially flat films, whether produced by extrusion or calendering, can be laminated to a preexisting retroreflective base sheet, such as cube corner based or microsphere based sheets. Typically, the film is laminated to the front or first major surface of retroreflective base sheets to produce a new retroreflective article in accordance with the present invention. For example, as shown in Figure 2, the body layer 26, typically a substantially flat film, is laminated to a front or first major surface 25 of cube film 21 to produce a retroreflective article 20 of the invention. Similarly, in Figure 3, the body layer 36, typically a substantially flat film, is laminated to a front or first major surface 35 of microsphere based retroreflective base sheet 31 to produce a retroreflective article 30 of the invention.

In a preferred embodiment, the inventive films are used as a carrier for radiation cured cube corner elements. These cube corner elements comprise reactive resins capable of being crosslinked by a free radical polymerization mechanism by exposure to actinic radiation, for example, electron beam, ultraviolet light, or visible light. See U.S. Patent No. 5,450,235 (Smith et al.) and International Publication No. WO 95/11464 for examples of such reactive resins. The reactive resin is preferably cured in situ on the inventive film. Figure 5 shows a cube corner based retroreflective article 70 of the invention manufactured in accordance with the principles of the invention disclosed in International Publication No. WO 95/11464 published April 27, 1995, entitled "Ultra-Flexible Retroreflective Cube Corner Composite Sheetings and Methods of Manufacture." The embodiment in Figure 5 is designed to be a highly flexible retroreflective sheeting suitable for conforming to corrugated and/or flexible surfaces.

As shown in Figure 5, retroreflective article 70 comprises a multitude of substantially independent cube corner elements 72 and a body layer 76 having two major surfaces 71 and 73, the cube corner elements projecting from the first major surface 73 and have zero to minimal land. Thus, this embodiment has essentially no land layer and the front surface 75 of the cube corner elements is juxtaposed against surface 73. In a preferred embodiment, body layer 76 comprises substantially solventless polyvinyl chloride matrix, fluorescent dyes and hindered amine light stabilizers (all not shown) and is the outermost layer of article 70.

EXAMPLES

The following examples are provided to illustrate different embodiments and details of the invention. Although the examples serve this purpose, the particular ingredients and amounts used as well as other conditions and details are not to be construed in a manner that would unduly limit the scope of this invention. Unless otherwise specified, all percentages are in weight percent.

Accelerated Weathering

To simulate outdoor exposure to sunlight on an accelerated basis, some samples were exposed to accelerated weathering in accordance with a cycle defined by ASTM G-26 Type B, Method A. The light source was a 6500-watt, water-cooled xenon arc device that has borosilicate inner and outer filters. The light source exhibits an irradiance of about 0.55 watts/meter<sup>2</sup>. The weathering cycle consisted of 102 minutes of light at a Black Panel temperature (as defined in the test method) of about 63 °C, followed by 18 minutes of exposure while subjecting the sample to deionized water spray.

Ultraviolet-Visible (UV-Vis) Absorption Spectroscopy

The amount of fluorescent dye retained in a sample was determined by measuring the major dye absorption band (456 nanometers (nm)) using UV-Vis spectroscopy before and after the sample was subjected to weathering. An illustrative UV-Vis spectrophotometer used was a Shimadzu model UV2101-PC.

Following Beer's Law, a decrease in absorbance is related to a reduction in dye concentration. A "percent dye retention" value was calculated as the ratio of the peak absorbance in the weathered sample to the peak absorbance of the original unweathered sample.

The following abbreviations are used in the examples:

<u>Abbreviations</u>	<u>Meaning</u>
PVC	Polyvinyl chloride host matrix
T-770	Hindered amine light stabilizer TINUVIN <sup>®</sup> 770 Bis-(2,2,6,6-tetramethyl-4-piperidinyl) sebacate Molecular weight of about 480 grams/mole Available from Ciba-Geigy Corp., Hawthorne, NY.
T-144	Hindered amine light stabilizer TINUVIN <sup>®</sup> 144 Bis-(1,2,2,6,6-pentamethyl-4-piperidinyl)-2- <i>n</i> -butyl-2-(3,5-di- <i>tert</i> -butyl-4-hydroxybenzyl)malonate Molecular weight of about 685 grams/mole Available from Ciba-Geigy Corp.
PR-31	Hindered amine light stabilizer Propanedioic acid, [(4-methoxyphenyl)-methylene]-bis-(1,2,2,6,6-pentamethyl-4-piperidinyl)ester Molecular weight of about 529 grams/mole Available from Clariant Corp., Charlotte, NC.
T-622	Hindered amine light stabilizer TINUVIN <sup>®</sup> 622 Dimethyl succinate polymer with 4-hydroxy-2,2,6,6-tetramethyl-1-piperidine ethanol Molecular weight ( $M_n$ ) approximately greater than 2,500 grams/mole Available from Ciba-Geigy Corp.
C-944	Hindered amine light stabilizer CHIMASORB <sup>®</sup> 944FL Poly [6-[(1,1,3,3-tetramethylbutyl)amino]- <i>s</i> -triazine-2,4-diyl][2,2,6,6-tetramethyl-4-piperidyl]imino]hexamethylene[(2,2,6,6-tetramethyl-4-piperidyl)imino] Molecular weight ( $M_n$ ) approximately greater than 2,500 grams/mole Available from Ciba-Geigy Corp.
T-440	Hindered amine light stabilizer TINUVIN <sup>®</sup> 440 Low molecular weight acetylated hindered amine Molecular weight of about 435 grams/mole Available from Ciba-Geigy Corp.
C-3346	Hindered amine light stabilizer CYASORB <sup>®</sup> 3346 Oligomeric hindered amine Molecular weight ( $M_n$ ) approximately greater than 1,600 grams/mole Available from American Cyanamid Corp.

SO63	Thioxanthene orange fluorescent dye HOSTASOL <sup>®</sup> RED GG; 14H-anthra[2,1,9-mna]thioxanthene-14-one; Available from Hoechst Celanese, Charlotte, NC.
SY98	Thioxanthene yellow fluorescent dye HOSTASOL <sup>®</sup> YELLOW 3G N-Octadecyl-benzo[k,1]thioxanthene-3,4-dicarboximide Available from Hoechst Celanese.
D-304	Thioxanthene yellow fluorescent dye DAY-GLO <sup>®</sup> 304 Available from Day-Glo Color Corp., Cleveland, OH.
D-315	Thioxanthene orange fluorescent dye DAY-GLO <sup>®</sup> 315 Available from Day-Glo Color Corp.
D-838	Coumarin fluorescent POTOMAC YELLOW <sup>™</sup> D-838 dye Available from Day-Glo Color Corp.
RED FB	Anthrapyridone fluorescent red dye FLUORESCENT RED FB <sup>™</sup> Available from Keystone Aniline Corp., Chicago, IL.
RED 5B	Thioindigoid fluorescent red dye HOSTASOL <sup>®</sup> RED 5B C.I. (color index) Vat Red 41 Available from Hoechst Celanese.

### Example 1

A polyvinyl chloride film having a thickness of about 0.089 mm (0.0035 inch) to about 0.11 mm (0.0045 inch) was made as follows. PVC resin (formulation S00354 containing UV absorbers from Alpha Chemical and Plastics Corp.) was mixed with about 0.2% SO63 fluorescent dye and about 0.5% of the T-770 HALS. The resin/dye/HALS mixture was tumbled mixed. It was then extruded into a substantially flat film using a single screw extruder with 5 heating zones set at about 175, 205, 205, 175 and 175 °C and the film die set at about 180 °C. The extruder was a three-quarters (¾) inch single screw Brabender extruder with polished chrome rolls.

The sample was subjected to 100 hours of weathering, and the data are reported in Tables 1 and 2.

Examples 2 and 3, and Comparative Examples A to E are all made according to Example 1 with different HALS used or no HALS used as described in Table 1. The samples were subjected to 100 hours of accelerated weathering, and the data are reported in Table 1.

5

**TABLE 1**  
EXTRUDED PVC FILMS CONTAINING  
SO63 FLUORESCENT DYE WITH VARIOUS HALS

<u>Example No.</u>	<u>HALS</u>	<u>Percent Dye Retention</u> After 100 hours weathering
1	T-770	55
2	T-144	66
3	PR-31	61
Comparative A	T-622	9
Comparative B	C-944	14
Comparative C	T-440	11
Comparative D	C-3346	15
Comparative E	None	7

10

As can be seen from the results of TABLE 1, a sample without any HALS (Comparative E) performed worst in that nearly all of the dye was depleted from the film. HALS that had a molecular weight exceeding 1000 grams/mole (Comparative A, B and D) did poorly in the stabilization of the fluorescent dye. Comparative C, having a molecular weight of 435 grams/mole, did not perform well because it did not contain at least one secondary or tertiary amine group.

15

Examples 4 to 6 were made according to Example 1 except that different fluorescent dyes were used as shown in Table 2. Unless otherwise specified, the samples were subjected to 100 hours of accelerated weathering, and the data are reported in Table 2.

20

Comparative Examples E to N were made according to Example 1 but different fluorescent dyes were used with and without HALS as shown in Table 2.

Unless otherwise specified, the samples were subjected to 100 hours of accelerated weathering, and the data are reported in Table 2.

5

**TABLE 2**  
EXTRUDED PVC FILMS CONTAINING  
VARIOUS FLUORESCENT DYES WITH AND WITHOUT HALS

Example No.	Fluorescent Dye	HALS Used	Percent Dye Retention
1	SO63	T-770	55
4 <sup>a</sup>	SY98	T-770	56
5	D-304	T-770	53
6 <sup>a</sup>	D-315	T-770	39
Comparative E	SO63	None	7
Comparative F <sup>a</sup>	SY98	None	37
Comparative G	D-304	None	35
Comparative H <sup>a</sup>	D-315	None	17
Comparative I	D-838	T-770	9
Comparative J	RED FB	T-770	13
Comparative K <sup>b</sup>	RED 5B	T-770	5
Comparative L	D-838	None	18
Comparative M	RED FB	None	25
Comparative N <sup>b</sup>	RED 5B	None	3

<sup>a</sup> Sample was subjected to 200 hours of accelerated weathering.

<sup>b</sup> Sample was subjected to 50 hours of accelerated weathering.

10

As shown in Table 2, samples of the invention containing thioxanthene fluorescent dyes with T-770 HALS (Examples 1, 4, 5 and 6) outperformed those samples that did not contain thioxanthene fluorescent dyes stabilized with the same T-770 HALS (Comparatives I, J and K). Those samples that did contain thioxanthene fluorescent dyes but no HALS (Comparatives E, F, G and H) did not retain the dye as well as those that did contain HALS (Examples 1, 4, 5 and 6). Finally, comparing Comparatives I, J and K with Comparatives L, M and N shows that non-thioxanthene fluorescent dye samples do not retain their color even if

15

HALS was used. Thus, in this situation, use of HALS, even if it is the preferred HALS, was ineffective.

#### Example 7

5 A polyvinyl chloride film was made using a pilot scale calendering process as follows. A powder of PVC was mixed with about 0.2% SY98 fluorescent dye and about 0.5% T-770 HALS. Other additives, for example UV absorbers, heat stabilizers, plasticizers, lubricants, and fillers were added either for processing aid or to help make a flexible PVC film. The mixture was fed through a strainer to  
10 remove metal, if present. The mixture was continuously mixed to form a fused mass, milled, and fed through rolls, all heated at about 177 °C (350 °F), to form the inventive film about 0.13 mm to about 0.15 mm (0.005 to 0.006 inch) thick. The sample was subjected to 400 hours of accelerated weathering and the data are reported in Table 3 below.

15

#### Comparative O

A calendered PVC film was made according to Example 7 except that no HALS was added to the PVC powder. The sample was subjected to 400 hours of accelerated weathering, and the data are reported in Table 3.

20

**TABLE 3**  
CALENDERED PVC FILMS CONTAINING SY98 FLUORESCENT DYE

Example No.	HALS	Fluorescent Dye	Percent Dye Retention (After 400 hours)
7	T-770	SY98	76
Comparative O	None	SY98	1.3

25 As shown in Table 3, calendered PVC film of the invention containing a fluorescent dye and a HALS clearly outperformed a sample that did not contain a HALS.

Example 4 and its comparative counterpart, Comparative E, were both exposed to 400 hours of accelerated weathering, and the data are reported in Table 4.

5

**TABLE 4**  
EXTRUDED PVC FILMS CONTAINING SY98 FLUORESCENT DYE

Example No.	HALS	Fluorescent Dye	Percent Dye Retention (After 400 hours)
4	T-770	SY98	29
Comparative E	None	SY98	9

As shown in Table 4, extruded PVC film of the invention containing a fluorescent dye and a HALS outperformed a sample that did not contain a HALS.

All references cited herein are incorporated by reference in each reference's entirety.

## CLAIMS:

1. An article exhibiting durable color and fluorescent properties comprising:
- 5 (a) a polymeric matrix that contains a substantially solventless polyvinyl chloride resin;
- (b) a thioxanthene fluorescent dye; and
- (c) a hindered amine light stabilizer comprising at least one secondary or tertiary amine groups and having a molecular weight less than about 1000
- 10 grams/mole.
2. The article of claim 1, wherein the polymeric matrix further comprises plasticized polyvinyl chloride resin.
- 15 3. The article of claims 1-2, wherein the hindered amine light stabilizer is selected from at least one of the group consisting of bis-(2,2,6,6-tetramethyl-4-piperidiny) sebacate, bis-(1,2,2,6,6-pentamethyl-4-piperidiny)-2-*n*-butyl-2-(3,5-di-tert-butyl-4-hydroxybenzyl)malonate, and [(4-methoxyphenyl)-methylene]-bis-(1,2,2,6,6-pentamethyl-4-piperidiny)ester.
- 20 4. The article of claims 1-3, wherein the article is a retroreflective cube film.
5. The article of claims 1-3, wherein the article is a film having a
- 25 retroreflective base sheet disposed thereunder.
6. The sheeting of claim 5, wherein the retroreflective base sheet is a cube corner based sheeting or a microsphere based sheeting.
- 30 7. The article of claim 6, further comprising a protective overlay.

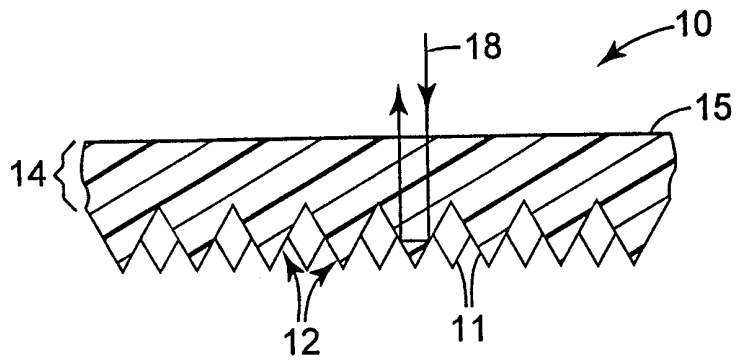
8. A method of making an article exhibiting durable color and fluorescent properties comprising:

(a) combining substantially solventless polyvinyl chloride resin, a thioxanthene fluorescent dye, and a hindered amine light stabilizer comprising at least one secondary or tertiary amine groups having a molecular weight less than 1000 grams/mole into a mixture; and

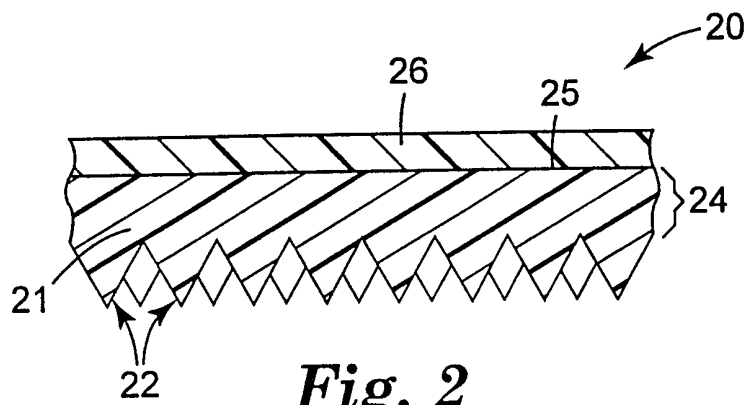
(b) forming the article from the mixture.

9. The article of claim 1 or method of claim 8, wherein the article contains at most about 2 weight percent of the thioxanthene fluorescent dye based on the total weight of the article.

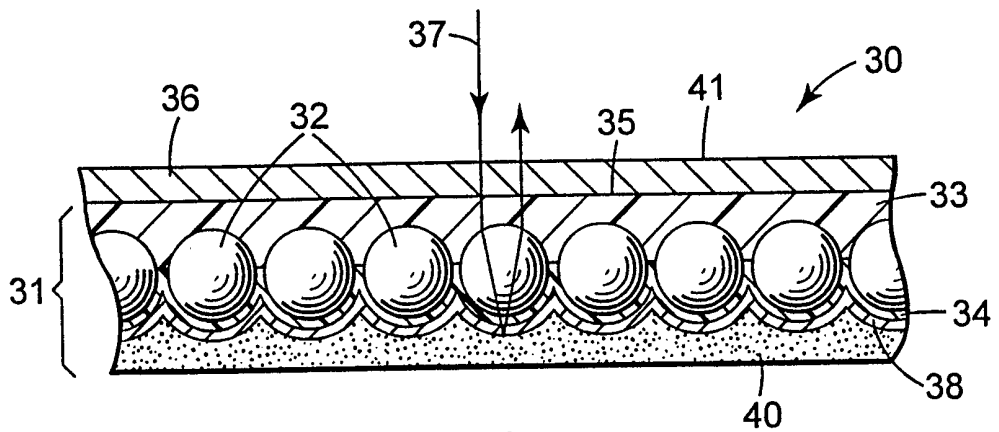
10. The article of claim 1 or method of claim 8, wherein the article contains at most about 2 weight percent of the hindered amine light stabilizer based on the total weight of the article.



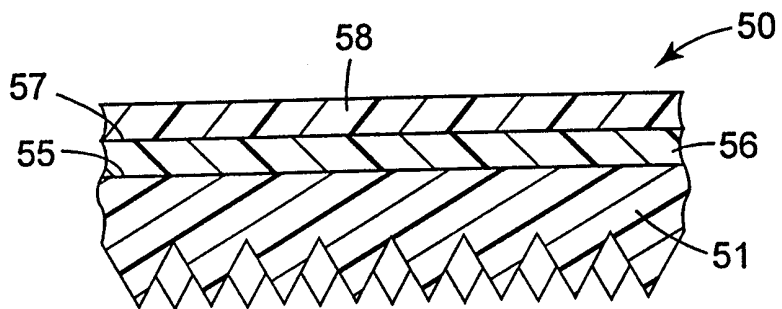
**Fig. 1**



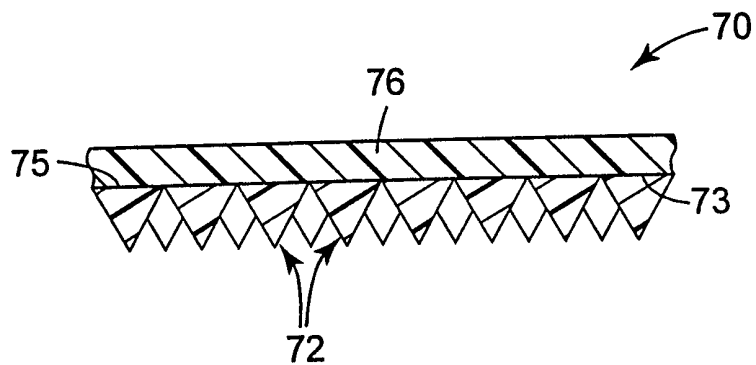
**Fig. 2**



**Fig. 3**



**Fig. 4**



**Fig. 5**

# INTERNATIONAL SEARCH REPORT

International Application No  
PCT/US 98/03577

**A. CLASSIFICATION OF SUBJECT MATTER**  
IPC 6 C08K5/3435 C08L27/06 C09B57/14 B44F1/04

According to International Patent Classification (IPC) or to both national classification and IPC

**B. FIELDS SEARCHED**

Minimum documentation searched (classification system followed by classification symbols)

IPC 6 C08K

Documentation searched other than minimum documentation to the extent that such documents are included in the fields searched

Electronic data base consulted during the international search (name of data base and, where practical, search terms used)

**C. DOCUMENTS CONSIDERED TO BE RELEVANT**

Category	Citation of document, with indication, where appropriate, of the relevant passages	Relevant to claim No.
X	WO 96 17012 A (3M) 6 June 1996 cited in the application see claims 1-6 ---	1,4,8
A	EP 0 436 464 A (CIBA) 10 July 1991 see page 4, line 24 - line 28; claims 1,7,10 ---	1,3
A	US 5 450 235 A (3M) 12 September 1995 cited in the application see column 8, line 48 - line 49 see column 9, line 46 - line 68 see claims 1,14 ---	1,3,4,6
A	WO 97 08756 A (3M) 6 March 1997 see claims 1,5,10; example 1 ---	1,5,8
	-/--	

Further documents are listed in the continuation of box C.

Patent family members are listed in annex.

Special categories of cited documents:

"A" document defining the general state of the art which is not considered to be of particular relevance

"E" earlier document but published on or after the international filing date

"L" document which may throw doubts on priority claim(s) or which is cited to establish the publication date of another citation or other special reason (as specified)

"O" document referring to an oral disclosure, use, exhibition or other means

"P" document published prior to the international filing date but later than the priority date claimed

"T" later document published after the international filing date or priority date and not in conflict with the application but cited to understand the principle or theory underlying the invention

"X" document of particular relevance; the claimed invention cannot be considered novel or cannot be considered to involve an inventive step when the document is taken alone

"Y" document of particular relevance; the claimed invention cannot be considered to involve an inventive step when the document is combined with one or more other such documents, such combination being obvious to a person skilled in the art.

"&" document member of the same patent family

Date of the actual completion of the international search

1 July 1998

Date of mailing of the international search report

10/07/1998

Name and mailing address of the ISA

European Patent Office, P.B. 5818 Patentlaan 2  
NL - 2280 HV Rijswijk  
Tel. (+31-70) 340-2040, Tx. 31 651 epo nl,  
Fax: (+31-70) 340-3016

Authorized officer

Engel, S

# INTERNATIONAL SEARCH REPORT

International Application No  
PCT/US 98/03577

C.(Continuation) DOCUMENTS CONSIDERED TO BE RELEVANT		
Category *	Citation of document, with indication, where appropriate, of the relevant passages	Relevant to claim No.
A	<p>                     DATABASE WPI                      Section Ch, Week 8550                      Derwent Publications Ltd., London, GB;                      Class A14, AN 85-315090                      XP002069959                      ANONYMOUS: "PVC with improved retention of                      heat stability after weathering - obtd. by                      incorporating a hindered amine light                      stabiliser"                      see abstract                      &amp; RESEARCH DISCLOSURE,                      vol. 259, no. 001, EMSWORTH, GB,                      -----                 </p>	1,8

# INTERNATIONAL SEARCH REPORT

Information on patent family members

International Application No

PCT/US 98/03577

Patent document cited in search report	Publication date	Patent family member(s)	Publication date
WO 9617012    A	06-06-1996	AU 3834195 A	19-06-1996
		EP 0794975 A	17-09-1997
		US 5605761 A	25-02-1997
EP 436464    A	10-07-1991	CA 2032692 A	22-06-1991
		JP 8012893 A	16-01-1996
		US 5302497 A	12-04-1994
US 5450235    A	12-09-1995	AU 676619 B	13-03-1997
		AU 7983494 A	08-05-1995
		AU 681461 B	28-08-1997
		AU 8122494 A	08-05-1995
		CA 2172272 A	27-04-1995
		CA 2172636 A	27-04-1995
		CN 1133093 A	09-10-1996
		CN 1133635 A	16-10-1996
		EP 0724731 A	07-08-1996
		EP 0724737 A	07-08-1996
		JP 9504620 T	06-05-1997
		JP 9504622 T	06-05-1997
		WO 9511464 A	27-04-1995
		WO 9511466 A	27-04-1995
		US 5691846 A	25-11-1997
WO 9708756    A	06-03-1997	AU 6494196 A	19-03-1997
		EP 0847599 A	17-06-1998