



US00D855433S

(12) **United States Design Patent** (10) **Patent No.:** **US D855,433 S**
Hyma et al. (45) **Date of Patent:** **** Aug. 6, 2019**

(54) **SCREWDRIVER**
(71) Applicant: **MILWAUKEE ELECTRIC TOOL CORPORATION**, Brookfield, WI (US)
(72) Inventors: **Steven W. Hyma**, Milwaukee, WI (US); **Joseph M. DeBaker**, Greenfield, WI (US); **Kyle C. Anderson**, Milwaukee, WI (US); **Aaron S. Blumenthal**, Wauwatosa, WI (US); **Mark W. Cors**, St. Francis, WI (US); **Christopher S. Hoppe**, Milwaukee, WI (US)

3,211,199 A 10/1965 Reed
3,393,722 A 7/1968 Windham
3,616,827 A 11/1971 Stillwagon, Jr.
3,656,522 A 4/1972 Ingimarsson
4,404,749 A 9/1983 Emerson
4,778,730 A 10/1988 Zucker
4,998,454 A 3/1991 Chaconas et al.
5,025,688 A 6/1991 Davis
5,237,893 A 8/1993 Ryder et al.
D340,633 S * 10/1993 Badiali D8/85
5,259,277 A 11/1993 Zurbuchen
5,259,279 A 11/1993 Strauch
5,259,280 A 11/1993 Hoy
5,284,075 A 2/1994 Strauch et al.
(Continued)

(73) Assignee: **Milwaukee Electric Tool Corporation**, Brookfield, WI (US)

FOREIGN PATENT DOCUMENTS

(**) Term: **15 Years**

CN 2209023 10/1995
CN 3126913 11/1999
(Continued)

(21) Appl. No.: **29/613,327**

Primary Examiner — Philip S Hyder
(74) *Attorney, Agent, or Firm* — Reinhart Boerner Van Deuren s.c.

(22) Filed: **Aug. 9, 2017**

(51) **LOC (12) Cl.** **08-04**

(52) **U.S. Cl.**
USPC **D8/83**

(58) **Field of Classification Search**
USPC D8/82, 83, 84, 85, 86, 87, 107, 303;
D7/395; D4/138; D24/133
CPC B25B 15/00; B25B 15/001; B25B 15/02;
B25B 15/04; B25G 1/005; B25G 1/063
See application file for complete search history.

(57) **CLAIM**
We claim the ornamental design for a screwdriver, as shown.

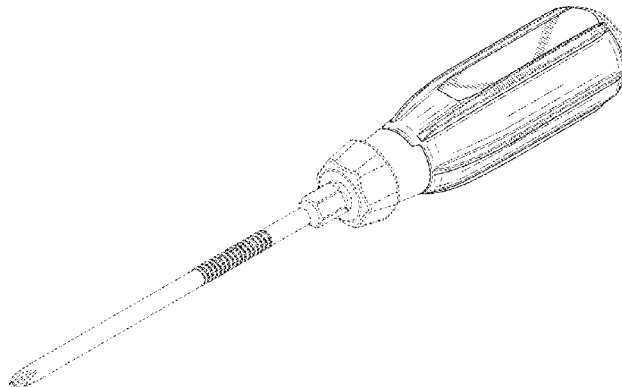
(56) **References Cited**
U.S. PATENT DOCUMENTS

DESCRIPTION

1,541,078 A 6/1925 Sudweeks
1,738,405 A 12/1929 Thal
1,741,349 A 12/1929 Sullivan
1,782,981 A 11/1930 Anderson
1,899,489 A 2/1933 Wickbergh
3,133,568 A 5/1964 Reed

FIG. 1 is a perspective view of a screwdriver embodying our new design;
FIG. 2 is a left side elevation view thereof;
FIG. 3 is a right side elevation view thereof;
FIG. 4 is a front elevation view thereof;
FIG. 5 is a rear elevation view thereof;
FIG. 6 is a top plan view thereof; and,
FIG. 7 is a bottom plan view thereof.
The broken lines depict portions of the screwdriver in which the design is embodied that are not considered part of the claimed design.

1 Claim, 4 Drawing Sheets



(56)

References Cited

U.S. PATENT DOCUMENTS

5,291,811 A 3/1994 Goss
 5,341,707 A 8/1994 Bond
 5,421,224 A 6/1995 Bond
 D360,344 S * 7/1995 Eggert D8/83
 5,461,952 A 10/1995 Goss
 D375,669 S 11/1996 Shiao
 D378,186 S 2/1997 Braun
 5,601,003 A 2/1997 Amtenbrink et al.
 D379,750 S 6/1997 Thompson et al.
 D383,660 S * 9/1997 Anderson D8/107
 D393,582 S 4/1998 Amtenbrink et al.
 D398,507 S 9/1998 Thompson et al.
 D398,508 S 9/1998 Thompson et al.
 D402,179 S 12/1998 Scott
 5,868,047 A 2/1999 Faust et al.
 D408,253 S 4/1999 Rowlay
 D411,428 S 6/1999 Scott
 D414,095 S 9/1999 Hoepfl et al.
 D415,007 S 10/1999 Jimenez et al.
 5,964,009 A 10/1999 Hoepfl et al.
 6,019,022 A 2/2000 Dotson
 D427,877 S 7/2000 Rowlay et al.
 6,228,306 B1 5/2001 Hoepfl et al.
 D447,678 S 9/2001 Staton et al.
 6,295,903 B1 10/2001 Tipper et al.
 6,368,536 B1 4/2002 Hoepfl et al.
 6,397,710 B1 6/2002 Baker
 D467,486 S 12/2002 Mathieu et al.
 D468,182 S 1/2003 Thompson et al.
 6,520,055 B1 2/2003 Reusch et al.
 D481,290 S 10/2003 Thompson et al.
 D487,690 S * 3/2004 Hu D8/83
 6,883,405 B2 4/2005 Strauch
 D523,315 S 6/2006 Kienzler
 7,065,883 B2 6/2006 Popeil et al.
 D542,620 S 5/2007 Thompson et al.
 D553,464 S * 10/2007 Rinner D8/83
 7,325,469 B1 2/2008 Clampitt, Jr. et al.
 7,395,602 B2 7/2008 Backus et al.
 D575,132 S 8/2008 Panier
 7,814,815 B2 10/2010 Chen
 RE42,278 E 4/2011 Kienzler
 8,136,430 B2 * 3/2012 Hu B25B 15/02
 81/177.2
 8,166,851 B2 5/2012 Pchola et al.
 D682,067 S 5/2013 Tillet
 D691,015 S * 10/2013 Hyma D8/83
 D694,608 S * 12/2013 Nelson D8/83
 8,701,524 B2 4/2014 Chang et al.
 8,870,078 B2 10/2014 Webb et al.
 D716,629 S * 11/2014 Suter D8/82
 8,973,474 B2 3/2015 Lai
 D753,978 S 4/2016 Ranieri
 9,314,907 B2 4/2016 Wang
 D774,867 S 12/2016 Panier
 D778,703 S * 2/2017 Nelson D8/83
 D800,528 S 10/2017 Leibowitz

D829,524 S * 10/2018 Su D8/83
 2004/0006876 A1 1/2004 Popeil et al.
 2004/0099106 A1 5/2004 Strauch et al.
 2004/0200079 A1 10/2004 Stoughton et al.
 2005/0076749 A1 4/2005 Liu
 2007/0051215 A1 3/2007 Petillo
 2008/0066589 A1 3/2008 Tseng
 2008/0127473 A1 6/2008 Yu
 2008/0265594 A1 10/2008 Popeil et al.
 2008/0276770 A1 11/2008 Blum et al.
 2009/0165604 A1 7/2009 Macor
 2010/0288086 A1 11/2010 Huang
 2012/0285301 A1 11/2012 Totsu
 2014/0325816 A1 11/2014 Ng et al.
 2016/0129581 A1 5/2016 Lee et al.

FOREIGN PATENT DOCUMENTS

CN 201544179 8/2010
 CN 202399186 8/2012
 CN 103737529 4/2014
 CN 303336007 8/2015
 CN 105291018 2/2016
 CN 205703936 11/2016
 DE 8519877 10/1985
 DE 8515835 10/1986
 DE 4029734 3/1992
 DE 9303706 5/1993
 DE 9400780 3/1994
 DE 29703215 6/1998
 DE 29820168 1/1999
 DE 19720139 3/1999
 DE 20017964 2/2002
 DE 20203297 7/2002
 DE 10234205 2/2003
 DE 20316555 2/2003
 DE 20117855 3/2003
 DE 10204570 9/2003
 DE 10209034 9/2003
 DE 202011051984 11/2011
 DE 202012102262 7/2012
 EP 608711 8/1994
 EP 1422027 5/2004
 FR 685851 7/1930
 FR 1325282 4/1963
 FR 1396783 4/1965
 GB 342438 2/1931
 GB 1296731 11/1972
 GB 2063743 6/1981
 GB 2321868 8/1998
 NL 7407268 12/1975
 TW 551876 9/2003
 TW D103108 2/2005
 TW D111513 6/2006
 TW M367782 11/2009
 TW M468385 12/2013
 WO 9004498 5/1990
 WO 9414576 7/1994
 WO 2010040878 4/2010

* cited by examiner

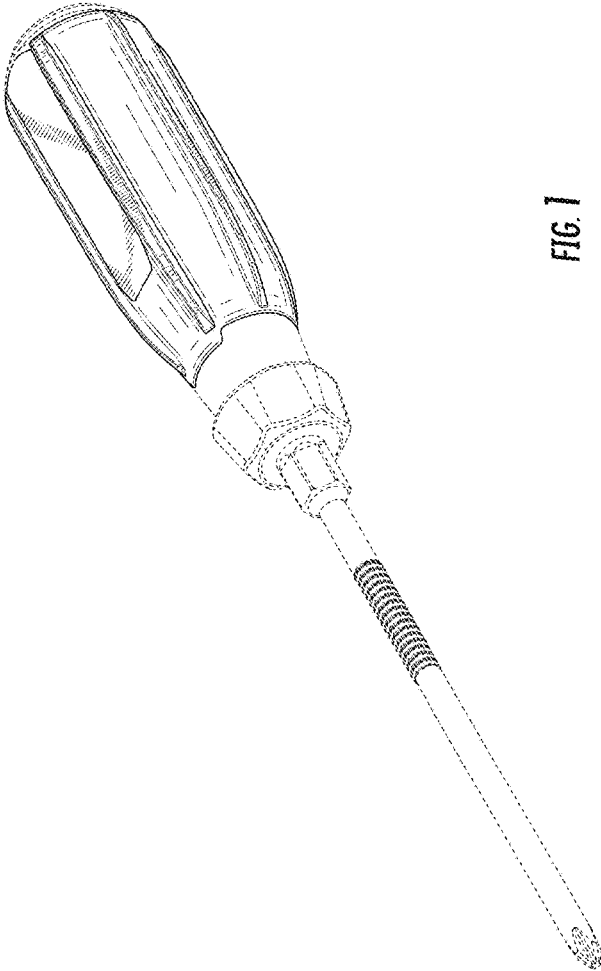


FIG. 1

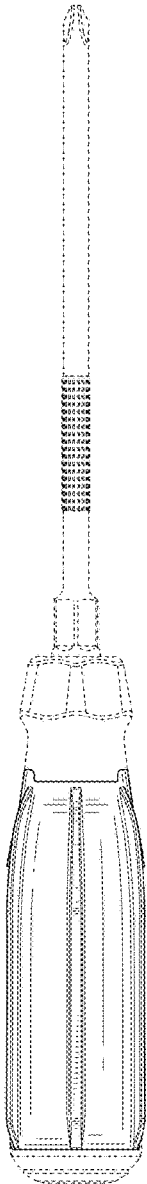


FIG. 2

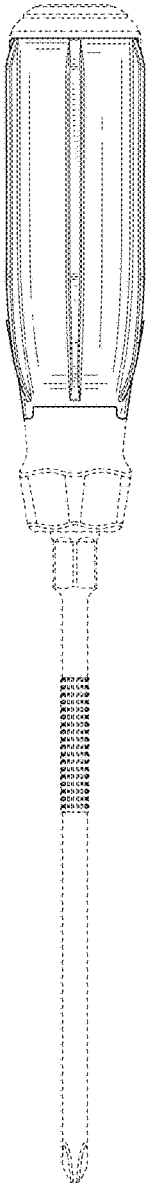


FIG. 3

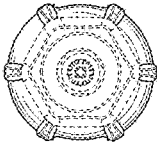


FIG. 4

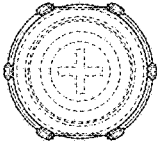


FIG. 5

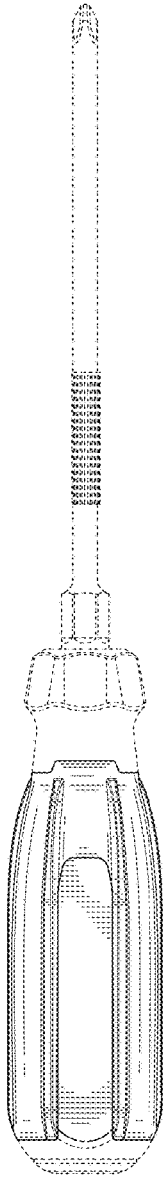


FIG. 6

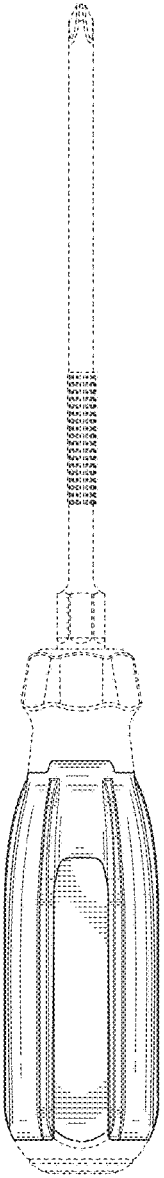


FIG. 7