April 7, 1970 G. GERARD 3,504,941

LAMINATED CHAIR PROTECTOR

Filed Jan. 26, 1968

FIG. 1

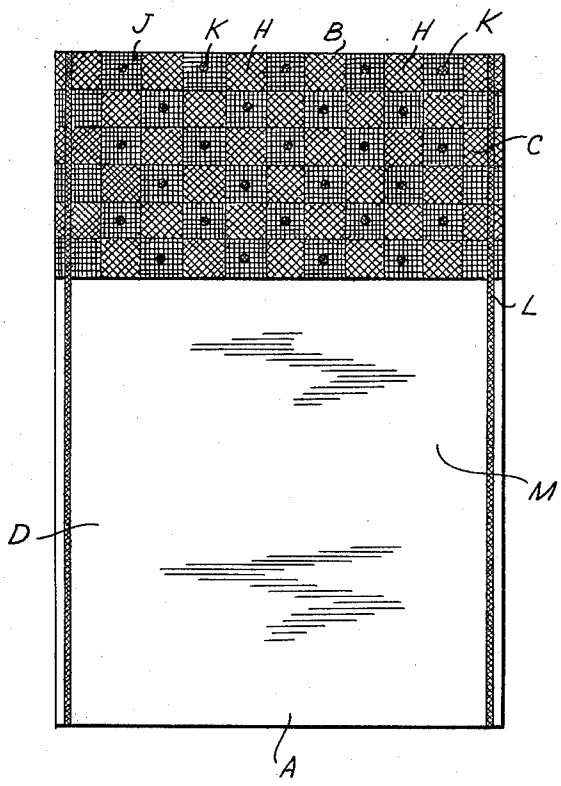

FIG. 2

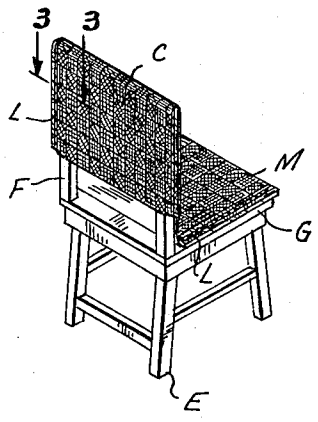

FIG. 3

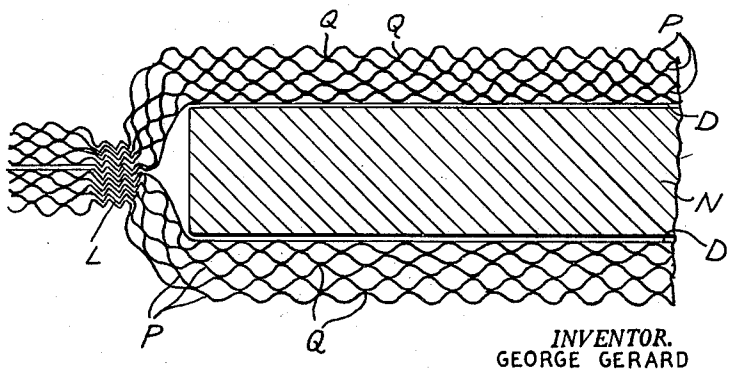

INVENTOR.
GEORGE GERARD

BY Ann Rice

ATTORNEY

United States Patent Office 3,504,941 Patented Apr. 7, 1970

3,504,941

LAMINATED CHAIR PROTECTOR

George Gerard, Point Pleasant, N.J., assignor to Jiffy Manufacturing Co., Hillside, N.J., a corporation of Delaware

Filed Jan. 26, 1968, Ser. No. 700,972
Int. Cl. A47c 27/00; B68g 7/05
U.S. Cl. 297—219 3 Claims

ABSTRACT OF THE DISCLOSURE

The disclosure of the present application describes a laminated paper material having a plurality of offset embossed sections which are pinned together and which form a partial envelope for fitting over the back of a chair and having an extension portion which fits over the seat of a chair.

BRIEF SUMMARY AND GENERAL STATEMENT OF THE INVENTION

It is among the objects of the present invention to provide a novel, low cost, readily applied laminated paper chair protector formed of sheets of paper which may be so embossed as to give full protection against scuffing or marring of the finish of the article of furniture and particularly the chair.

Another object is to provide a novel, laminated superimposed, partial envelope type chair protector which may be formed inexpensively from paper stock and which has been embossed and assembled and which may be most conveniently placed over the back and seat of a chair to prevent marring and abrading of the finish in shipping, merchandising, handling and in storage.

Still further objects and advantages will appear in the more detailed description set forth below, it being understood, however, that this more detailed description is given by way of illustration and explanation only and not by way of limitation, since various changes therein may be made by those skilled in the art without departing from the scope and spirit of the present invention.

The present invention relates to a chair protector and it particularly relates to a laminated paper protector designed to fit over and enclose the back and seat of a chair without arms.

The paper stock desirably consists of a plurality of embossed layers which have been offset from one another, the embossing being arranged in alternating triangles, squares or rectangles. The adjacent triangles, squares or rectangles are each provided with differently directed or aligned rows of recesses or embossments desirably of conical nature with rounded ends extending throughout the area of the backing and with a plurality of 2 to 5 or more of these sheets being superimposed without registry, so that they will not coincide and not nest together.

Desirably, the various sheets are pinned together along the superimposed embossing and if desired at the central portions of the embossed areas. Along the edges of the assembly is a row of pinned connections extending the full height of the cover element and attaching the sides of the envelope to the back as well as the sides of the laminations which fit over the sheet.

BRIEF DESCRIPTION OF THE DRAWINGS

With the foregoing and other objects in view, the invention consists of the novel constructions, combination and arrangement of parts as hereinafter more specifically described and illustrated in the accompanying drawings, wherein is shown an embodiment of the invention, but it is to be understood that changes, variations and modifications can be resorted to which fall within the scope of the claims hereunto appended.

In the drawings wherein like reference characters denote corresponding parts throughout the several views:

FIG. 1 is an elevational view of the combination envelope and cover of superimposed pinned embossed paper stock according to a preferred embodiment of the present invention;

FIG. 2 is a perspective view showing the cover in position upon a reduced scale as compared to FIG. 1; and

FIG. 3 is a fragmentary, transverse sectional view upon an enlarged scale upon the line 3—3 of FIG. 2, showing the protector in position upon the back of a chair.

DESCRIPTION OF THE PREFERRED EMBODIMENTS

Referring to FIGS. 1 and 2, there is shown a laminated sheet A which is folded over at B to form an envelope section C. The inside face has a smooth cover sheet D against the furniture or chair E.

The envelope C fits over the back F on the chair E, whereas the extension or apron M extends outwardly over the seat G of the chair E.

The paper material consists of a plurality of superimposed embossed sheets having closely adjacent rows of mounds and recesses arranged diagonally as indicated at H and longitudinally as indicated at J.

Desirably the layers of laminated sheets which are offset from one another may be pinned together at varying intervals as indicated at K so that they will not readily separate and these pinnings may be at the center of the squares or they may be at the corners or outer periphery of the squares.

The outer edges or periphery of the laminated sheets in the apron M as well as in the envelope C are pinned together at the row L.

Referring to FIG. 3, there is shown a section of the article of furniture N which is enclosed by the smooth facings D on the inside of the laminated structure as shown at H and J in FIG. 1. This laminated structure consists of a series of superimposed embossed sheets P, which has been embossed with squares H and J having different alignment of rows of mounds and recesses and which have been offset so that they will not coincide or nest with one another and so that their mounds will contact each other and give a greater bulk to the laminated sheet.

These mounds, as indicated at Q, will be in contact and if desired they may be slightly glued together. To prevent ready separation of these various sheets, they are pinned together by sharp points as indicated at L in FIGS. 1 and 3 and K in FIG. 1. These sharp points may be 0.05 to 0.02" in height and preferably 0.1" in height and may be spaced together with 1/10 to 1/24" between. The embossing consists of embossing of all the laminations together in spaced different patterns, some of the patterns extending in areas in closely spaced rows parallel and transverse to the longitudinal axis and in other areas oblique or diagonal to said same axis, with the offsetting having the effect of causing the embossings not to nest in one another but to be positioned so that the mounds will fit upon mounds and the recesses be positioned opposite one another and give a greater spacing.

On the other hand, the pinning or piercing is applied to the finally positioned offset sheets and consists of using sharp triangular points to penetrate and pierce the sheets so that the fibers are caused to be projected from one sheet into the next sheet or onto several sheets, with the result that the sheets are actually attached together by their own fibers, which extend from one lamination into the adjacent lamination or laminations. This results in

the embossments spacing the sheets apart, while the offset sheets are then firmly attached together by the piercing or pinning accomplished by the sharp points.

This pinning operation will result in the laminations engaging one another and it will prevent separation or lateral slippage of one lamination in respect to the other. Although glue may be used in dots or strips in between the laminations, it has been found that the lodging together of the embossed mounds, together with the pinning at K and L will be sufficient to hold the sheets together.

This superimposed laminated structure as indicated in FIG. 3 will give maximum protection to the finish on the wooden furniture and particularly the chair, as indicated in FIG. 2, will enable chairs to be stacked together without slippage because of the lodgement of one of the covers A with the next cover A and with the provision of a low cost, inexpensive covering which will protect the furniture during shipment, storage, merchandising and handling.

Having now particularly described and ascertained the nature of the invention, and in what manner the same is to be performed, what is claimed is:

1. A temporary protective multi-ply inside smooth paper sheet and outside embossed laminated paper chair back and seat protector for preventing marring, scratching or injury to the back and seat of the chair during shipping, merchandising, handling and storage comprising a continuous length of laminate composed of a plurality of superimposed embossed layers of coarse kraft paper having offset rows of mounds and recesses in different aligned groupings with the tops of the mounds in contact with each other to give increased bulk, formed into an integrated and connected upper envelope and a lower apron, the envelope enveloping the back of the chair and the apron covering the seat of the chair, said layers

being pinned in circular patches at spaced points over the area of the back and front of the envelope and apron and said envelope consisting of a folded over end of the continuous length, the side edges of which are pinned together in strips inside of and along the marginal edges at the sides of the envelope, the inside of the protector provided with a smooth, relatively non-scarring paper layer to prevent marring of the furniture finish, said pinning consisting of isolated areas over the area of the mounds and recesses and consisting of lines of pinning along the edges thereof.

2. The protector of claim 1, said embossing being arranged in a series of squares and extending in different directions, with the squares all being juxtapositioned to one another and covering the entire area of the back and front of the envelope and of the apron and said circular patches being positioned centrally in said squares.

3. The protector of claim 2, said circular patches being positioned in alternate squares.

References Cited

UNITED STATES PATENTS

1,696,775	12/1928	Martz	297—220
2,062,786	12/1936	Horan	297—219 X
2,205,302	6/1940	Morgenstern	297—219
2,229,160	1/1941	Wittcoff	297—219 X
2,497,698	2/1950	Struble et al.	297—220

FOREIGN PATENTS

449,962	7/1948	Canada.
326,901	1/1958	Switzerland.

JAMES T. McCALL, Primary Examiner