



US00D611098S

(12) **United States Design Patent**  
**Collin**

(10) **Patent No.:** **US D611,098 S**

(45) **Date of Patent:** **\*\* Mar. 2, 2010**

(54) **WRITING INSTRUMENT**

(75) Inventor: **Benoit Collin**, Nantes (FR)

(73) Assignee: **Waterman SAS**, Boulogne-Billancourt (FR)

(\*\*) Term: **14 Years**

(21) Appl. No.: **29/346,174**

(22) Filed: **Oct. 28, 2009**

D392,316 S *	3/1998	Verhaeghe .....	D19/49
D438,245 S *	2/2001	Hollington et al. ....	D19/50
D438,246 S *	2/2001	Hollington et al. ....	D19/51
D440,601 S *	4/2001	Sasaki .....	D19/43
D459,393 S *	6/2002	Verhaeghe .....	D19/43
D460,485 S *	7/2002	Keda .....	D19/43
D467,970 S *	12/2002	Pellissa Beneyto .....	D19/43
D490,850 S *	6/2004	Carls et al. ....	D19/51
D495,742 S *	9/2004	Collin .....	D19/43
D500,338 S *	12/2004	Kommer .....	D19/43

**Related U.S. Application Data**

(62) Division of application No. 29/323,960, filed on Sep. 3, 2008.

(Continued)

(30) **Foreign Application Priority Data**

Mar. 4, 2008 (EM) ..... 000890793

*Primary Examiner*—Elizabeth A Albert

*Assistant Examiner*—Karen E Eldridge Powers

(74) *Attorney, Agent, or Firm*—Marshall, Gerstein & Borun LLP

(51) **LOC (9) Cl.** ..... **19-06**

(52) **U.S. Cl.** ..... **D19/49**

(58) **Field of Classification Search** ..... D19/35,  
D19/36, 41, 42, 43, 44, 45, 46, 47, 48, 49,  
D19/50, 51, 54, 55, 56, 57; 24/11 F, 11 P,  
24/11 R; 401/6, 52, 99, 100, 104, 105, 106,  
401/107, 108, 109, 192, 195, 243, 244, 245,  
401/246, 247; 362/118

See application file for complete search history.

(57) **CLAIM**

The ornamental design for a writing instrument, as shown and described.

**DESCRIPTION**

(56) **References Cited**

**U.S. PATENT DOCUMENTS**

D160,757 S *	10/1950	Weiss .....	D19/36
D229,110 S *	11/1973	Corte .....	D19/43
D258,217 S *	2/1981	Sakaoka .....	D19/49
D280,737 S *	9/1985	Verhaegue .....	D19/48
D284,773 S *	7/1986	Schwartz et al. ....	D19/48
D288,335 S *	2/1987	Regnault .....	D19/49
D294,599 S *	3/1988	Funahashi et al. ....	D19/48
D323,673 S *	2/1992	Gomez .....	D19/49
D329,252 S *	9/1992	Mackin .....	D19/36
D330,217 S *	10/1992	Booker .....	D19/48
D383,494 S *	9/1997	Polenberg .....	D19/48

FIG. 1 is a perspective view showing my new design for a writing instrument;

FIG. 2 is a left side view of the writing instrument of FIG. 1;

FIG. 3 is a front view of the writing instrument of FIG. 1;

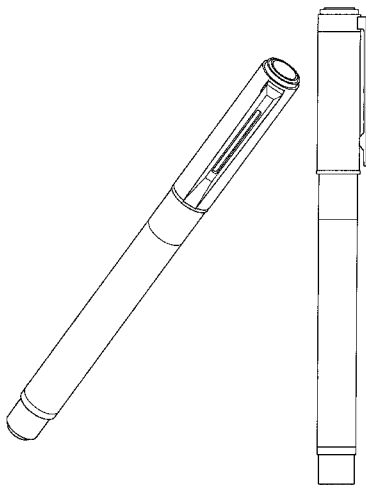
FIG. 4 is a right side view of the writing instrument of FIG. 1;

FIG. 5 is a rear view of the writing instrument of FIG. 1;

FIG. 6 is a bottom plan view of the writing instrument of FIG. 1; and,

FIG. 7 is a top plan view of the writing instrument of FIG. 1.

**1 Claim, 2 Drawing Sheets**



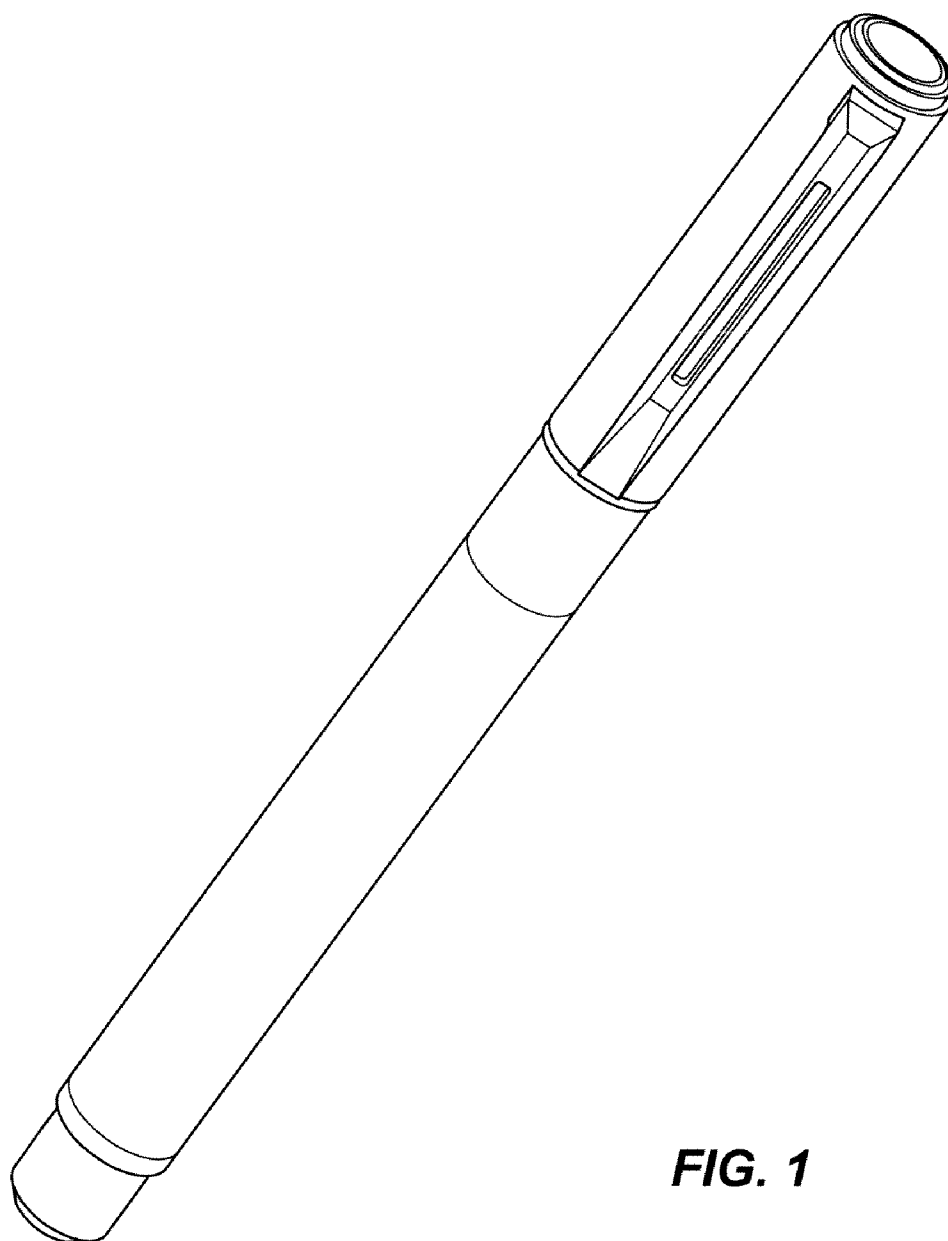
# US D611,098 S

Page 2

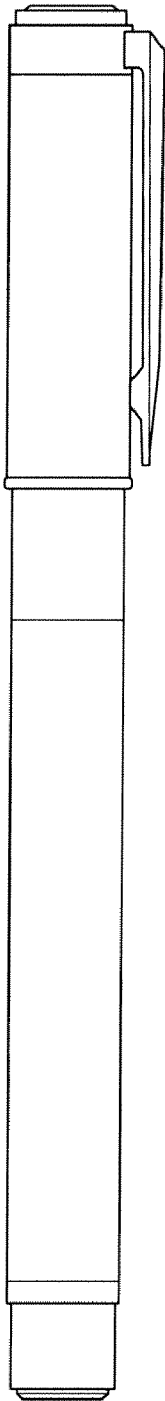
## U.S. PATENT DOCUMENTS

D501,028 S *	1/2005	Carre .....	D19/43	D575,818 S *	8/2008	Zhang .....	D19/49
D501,506 S *	2/2005	Kommer .....	D19/51	7,461,991 B2 *	12/2008	Dalancourt et al. ....	401/251
D501,880 S *	2/2005	Collin .....	D19/43	D585,937 S *	2/2009	Dhesse et al. ....	D19/48
D504,152 S *	4/2005	Collin .....	D19/43	D589,090 S *	3/2009	Dhesse et al. ....	D19/55
D504,154 S *	4/2005	Collin .....	D19/49	D591,347 S *	4/2009	Leon .....	D19/48
D525,303 S *	7/2006	Andrews et al. ....	D19/51	D592,247 S *	5/2009	Brown .....	D19/48
D545,366 S *	6/2007	Ternovits .....	D19/51	D593,605 S *	6/2009	Yu et al. ....	D19/49
D553,189 S *	10/2007	Qiu .....	D19/47	D597,600 S *	8/2009	Shimizu .....	D19/49
D566,174 S *	4/2008	Silverstein .....	D19/43	D598,496 S *	8/2009	Ikeda .....	D19/45
D568,932 S *	5/2008	Qiu et al. ....	D19/43	2007/0248401 A1 *	10/2007	Noguchi .....	401/225


\* cited by examiner



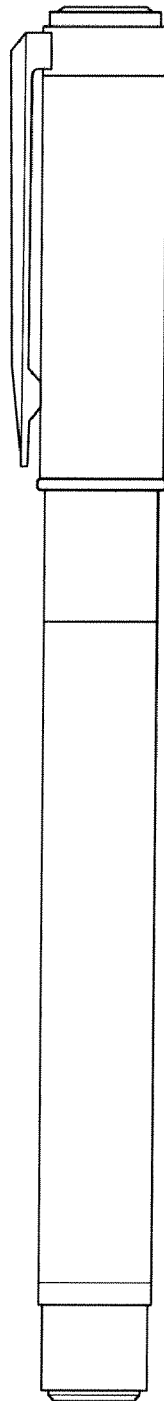
**FIG. 1**




**FIG. 2**



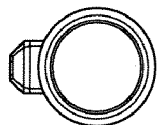
**FIG. 3**



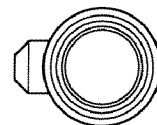
**FIG. 4**



**FIG. 5**



**FIG. 6**



**FIG. 7**