



US00D698339S

(12) **United States Design Patent**
Brinkman et al.

(10) **Patent No.:** **US D698,339 S**

(45) **Date of Patent:** **** Jan. 28, 2014**

(54) **SPEAKER GRILLE FOR PORTABLE RADIOS**

OTHER PUBLICATIONS

(75) Inventors: **August Adrianus Johannes Brinkman**,
Christchurch (NZ); **Rodney Stephen**
Mackrell, Christchurch (NZ); **Michael**
George Sanders, Christchurch (NZ)

“TK-2170/3170 Compact VHF/UHF FM Portable Radios,”
Kenwood U.S.A Corporation Communications Sector Headquarters,
2 pages.

“CP200 Series Portable Two-way Radios,” Motorola, Nova Commu-
nications, 8 pages.

“SRP9170/80 Portable Radios Innovative Portable Radio Communi-
cations,” SIMOCO, 2 pages.

(73) Assignee: **Tait Limited**, Christchurch (NZ)

(**) Term: **14 Years**

(Continued)

(21) Appl. No.: **29/401,234**

Primary Examiner — Keli L Hill

(74) *Attorney, Agent, or Firm* — Dentons US LLP

(22) Filed: **Sep. 8, 2011**

(51) **LOC (10) Cl.** **14-03**

(52) **U.S. Cl.**

USPC **D14/219**; D14/137

(58) **Field of Classification Search**

USPC D14/137, 172, 194, 196, 204, 207,
D14/209.1, 210–216, 219–221, 225, 228;
181/143, 144, 147, 148, 150, 153, 157,
181/198, 199; 381/300–303, 306, 332, 333,
381/336, 345, 361–364, 386–388

See application file for complete search history.

(57) **CLAIM**

The ornamental design for a speaker grille for portable radios,
as shown and described.

DESCRIPTION

FIG. 1 is a front perspective view of a speaker grille for a
portable radio, showing our new design;
FIG. 2 is a right side elevation view thereof;
FIG. 3 is a front elevation view thereof;
FIG. 4 is a left side elevation view thereof;
FIG. 5 is a back side elevation view thereof;
FIG. 6 is a top elevation view thereof;
FIG. 7 is a bottom elevation view thereof;
FIG. 8 is an alternate front perspective view thereof, shown in
a different broken line environment;
FIG. 9 is a right side elevation view thereof;
FIG. 10 is a front elevation view thereof;
FIG. 11 is a left side elevation view thereof;
FIG. 12 is a back side elevation view thereof;
FIG. 13 is a top elevation view thereof; and,
FIG. 14 is a bottom elevation view thereof.

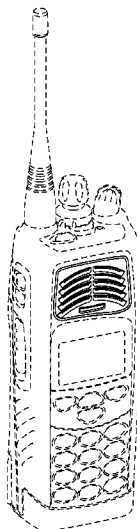
The broken lines shown are included for the purpose of illus-
trating portions of the speaker grille for portable radios that
form no part of the claim.

(56) **References Cited**

U.S. PATENT DOCUMENTS

D374,874	S	10/1996	Lindeman et al.	
D383,745	S *	9/1997	Lindeman et al.	D14/137
D430,148	S *	8/2000	DeLeon	D14/240
D432,527	S *	10/2000	DeLeon	D14/240
D459,718	S	7/2002	Ma et al.	
D477,816	S *	7/2003	Yahaya et al.	D14/137
D483,351	S	12/2003	Jennings et al.	
D492,669	S *	7/2004	Kilhefner et al.	D14/225
D577,699	S *	9/2008	Onoue	D14/137
D602,893	S *	10/2009	Nishida	D14/137
7,840,021	B2	11/2010	Greco et al.	
7,886,868	B2	2/2011	Stathopoulos et al.	
D652,400	S *	1/2012	Oikawa	D14/137
D653,225	S *	1/2012	Yong et al.	D14/137
D663,277	S *	7/2012	Yong et al.	D14/137
D687,816	S *	8/2013	Lee	D14/221

1 Claim, 12 Drawing Sheets



(56)

References Cited

OTHER PUBLICATIONS

"TP8100 Trunked and Conventional Portable Radios," Tait Radio Communications, 2 pages.

"New Generation S2 PRO Terminal," Siemens Switzerland Ltd., Public Communication Networks, Singapore, 1998, 1 page.

* cited by examiner

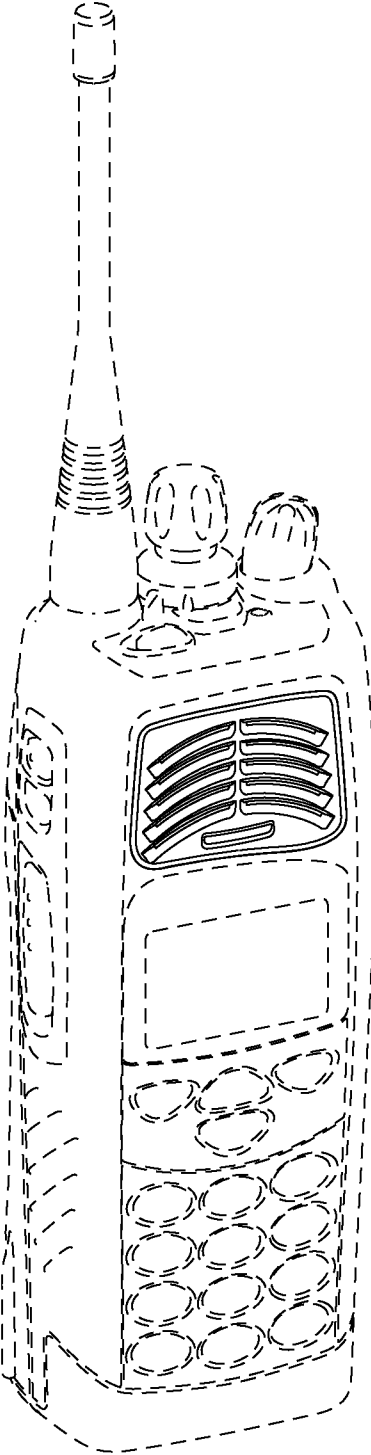


Fig. 1



Fig. 2

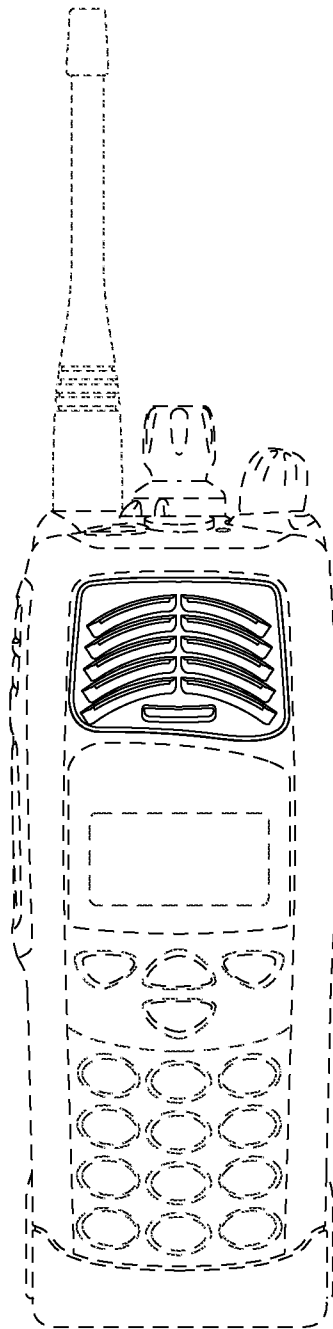


Fig. 3

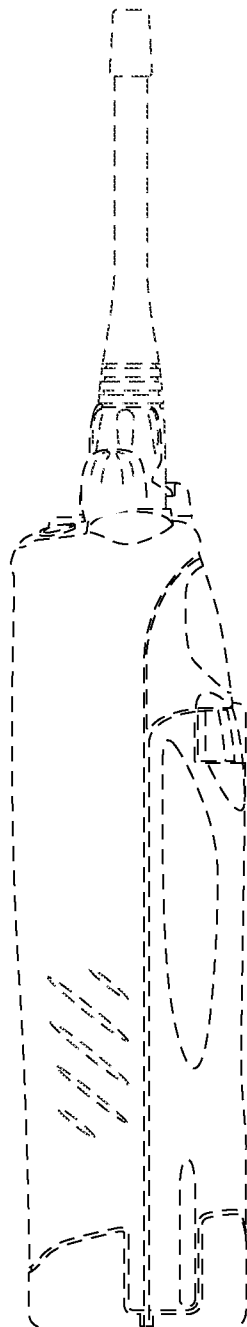


Fig. 4

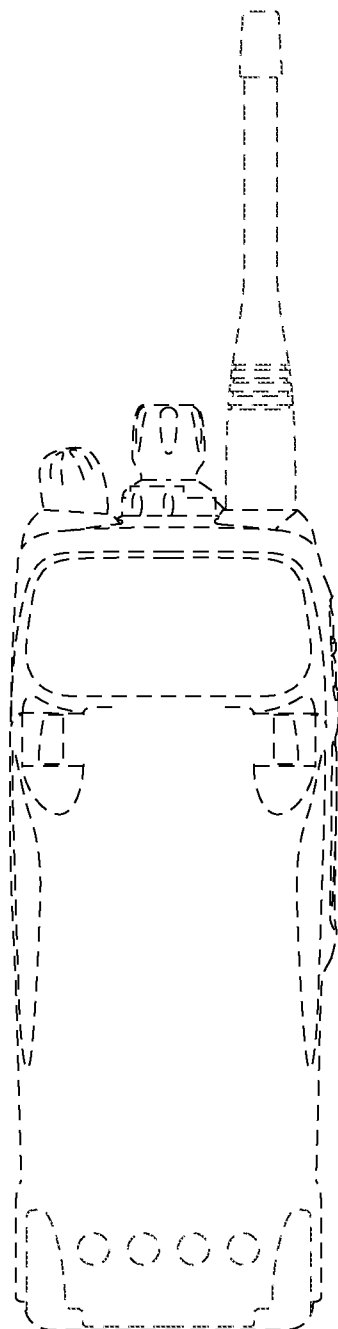


Fig. 5

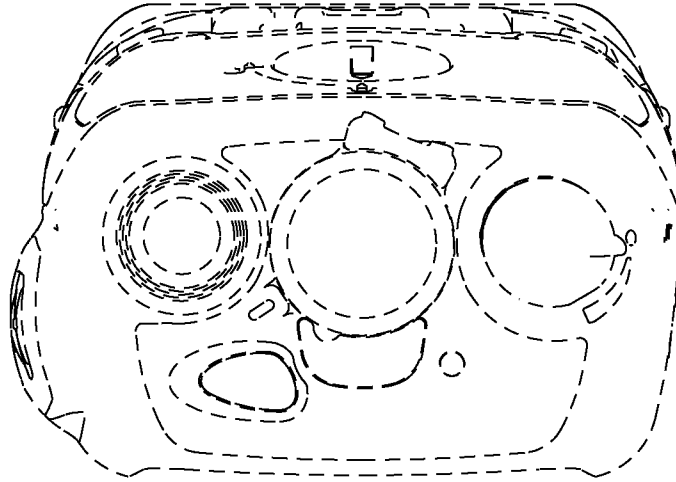


Fig. 6

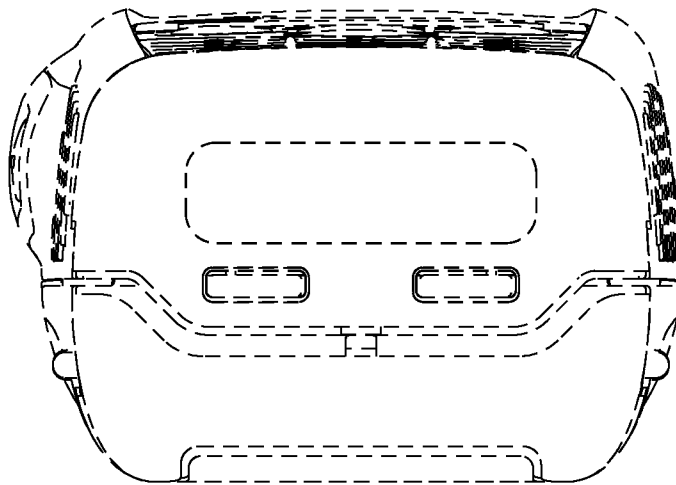


Fig. 7

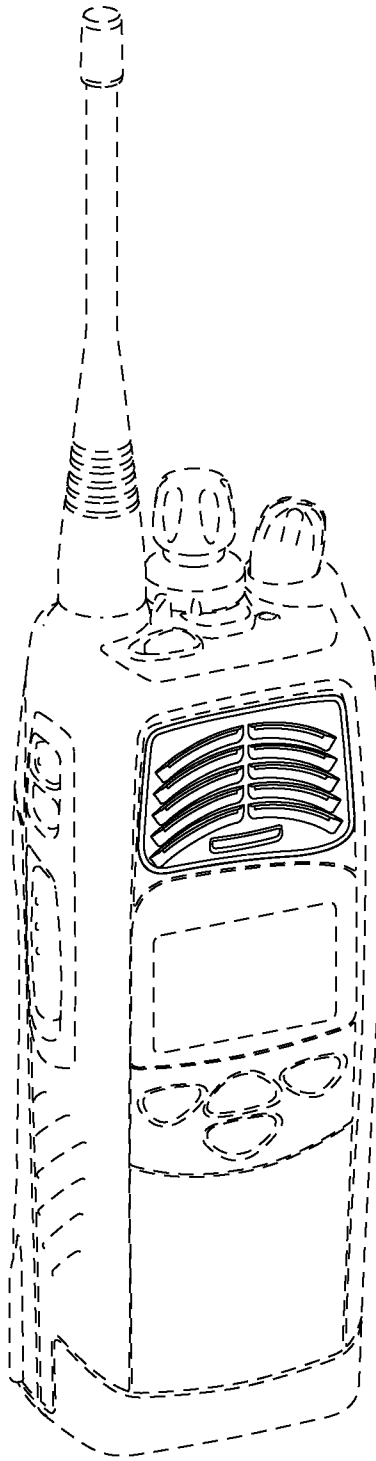


Fig. 8




Fig. 9

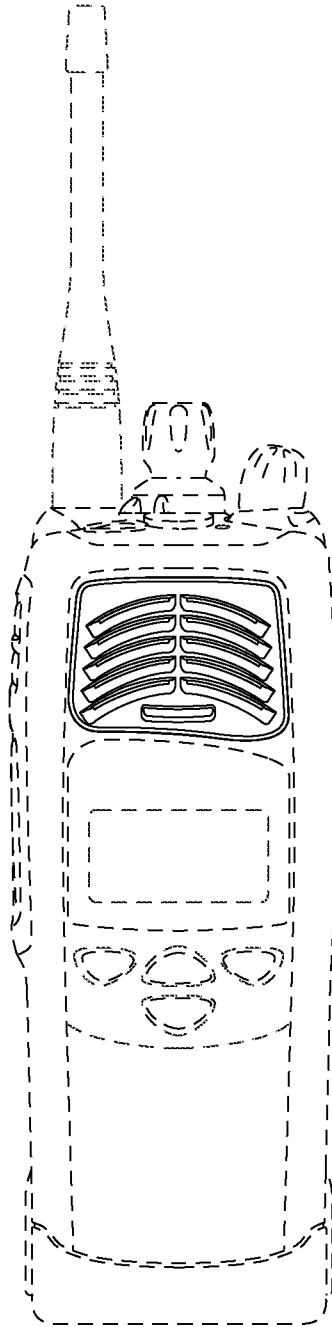


Fig. 10

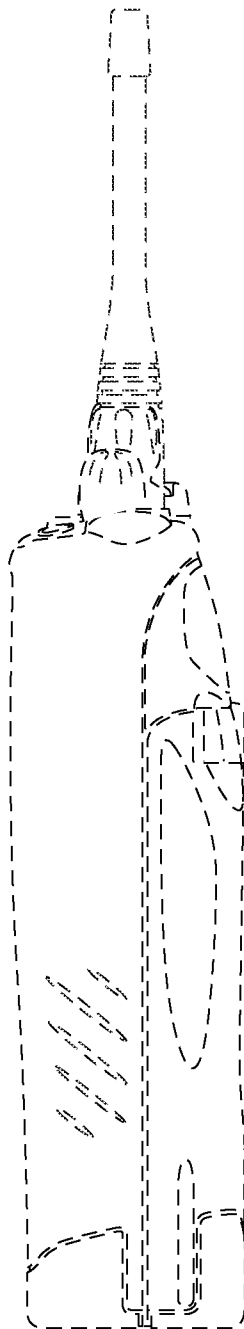


Fig. 11

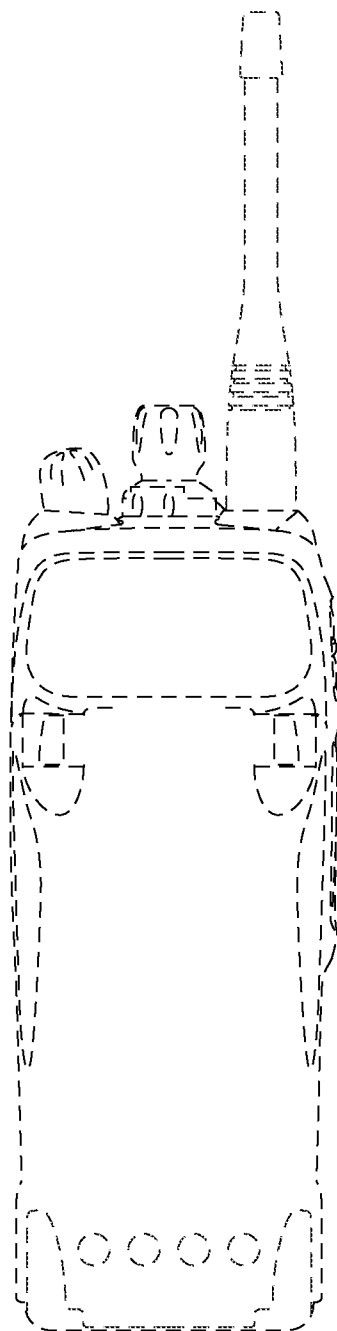


Fig. 12

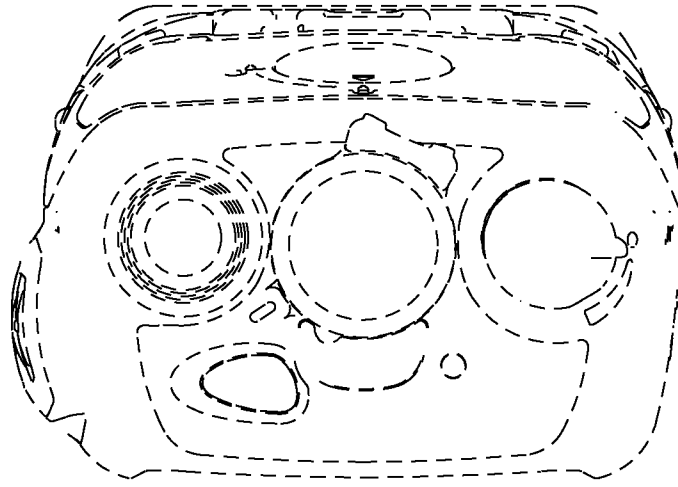


Fig. 13

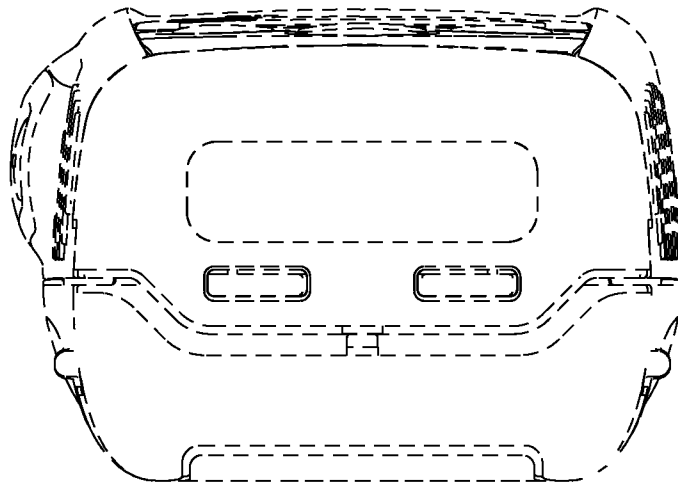


Fig. 14