



US00D342007S

United States Patent [19]

[11] Patent Number: **Des. 342,007**

Anderson

[45] Date of Patent: **** Dec. 7, 1993**

[54] **DRILL BIT SHARPENER**

4,016,685 4/1977 Moores, Jr. et al. 51/219 R
4,142,332 3/1979 Clarke 51/219 R

[76] Inventor: **Steven P. Anderson, 6666 Reseda Blvd., #240, Reseda, Calif. 91335**

Primary Examiner—Bernard Ansher
Assistant Examiner—Philip Hyder

[**] Term: **14 Years**

[57] **CLAIM**

[21] Appl. No.: **869,637**

The ornamental design for a drill bit sharpener, as shown and described.

[22] Filed: **Apr. 16, 1992**

[52] U.S. Cl. **D8/91**

[58] Field of Search **D8/90, 91, 92, 93; 51/173, 288, 219 R, 204, 205 R, 80 BS, 84 BS**

DESCRIPTION

[56] **References Cited**

U.S. PATENT DOCUMENTS

- D. 278,205 4/1985 Lindgren D8/91
- D. 309,559 7/1990 Vaccaro D8/91
- 3,698,140 10/1972 Steadman D8/91
- 3,961,450 6/1976 Knaell 51/219 R

FIG. 1 is a perspective view of a drill bit sharpener embodying my new design as seen from the front, right side;
 FIG. 2 is a right side elevation view thereof;
 FIG. 3 is a top plan view thereof;
 FIG. 4 is a front elevational view thereof;
 FIG. 5 is a rear elevational view thereof; and,
 FIG. 6 is a bottom plan view thereof.

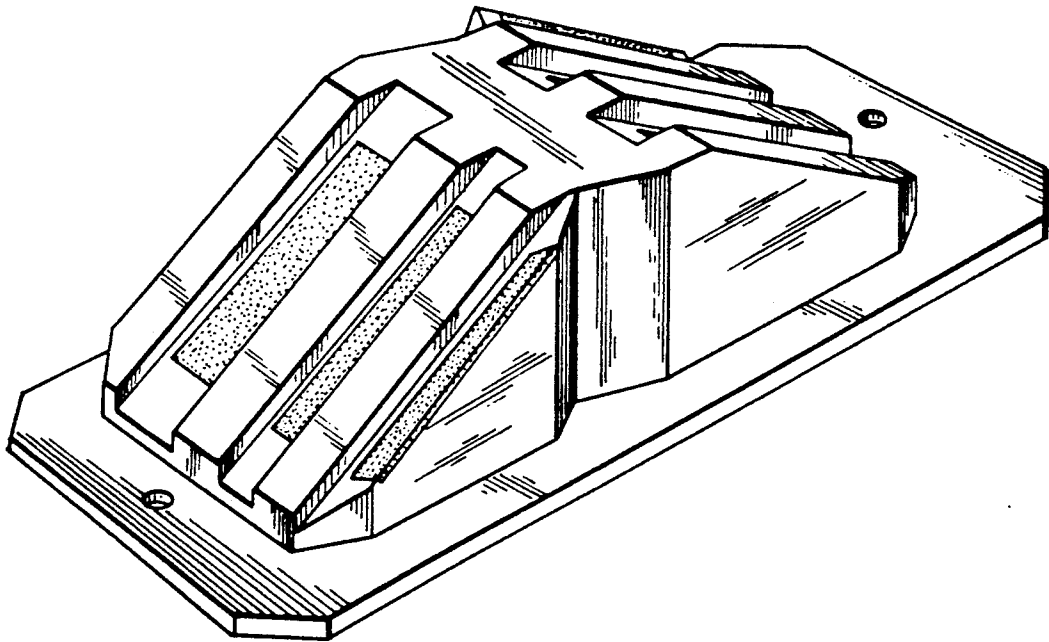


FIG. 1

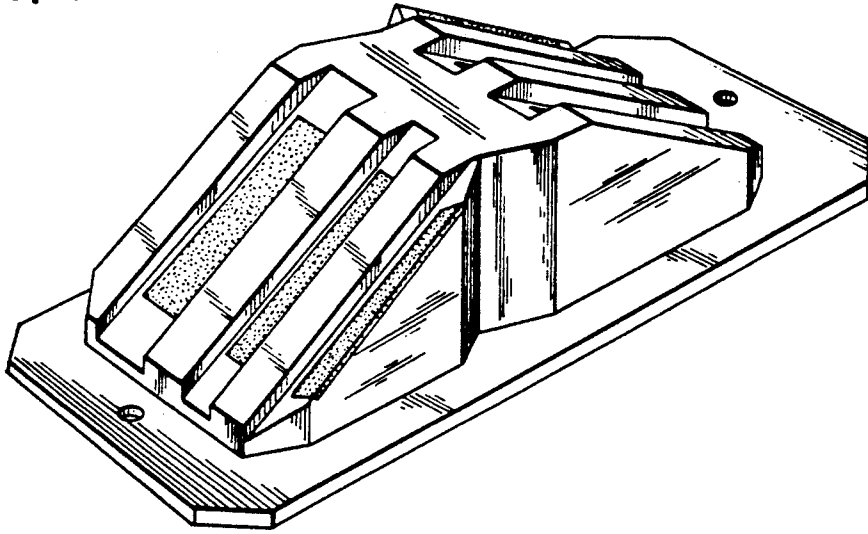


FIG. 2

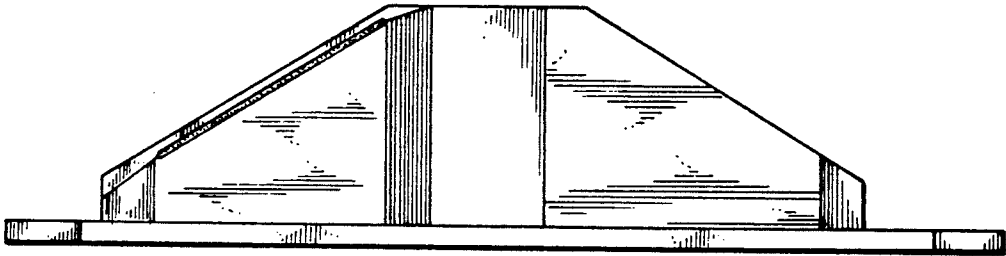
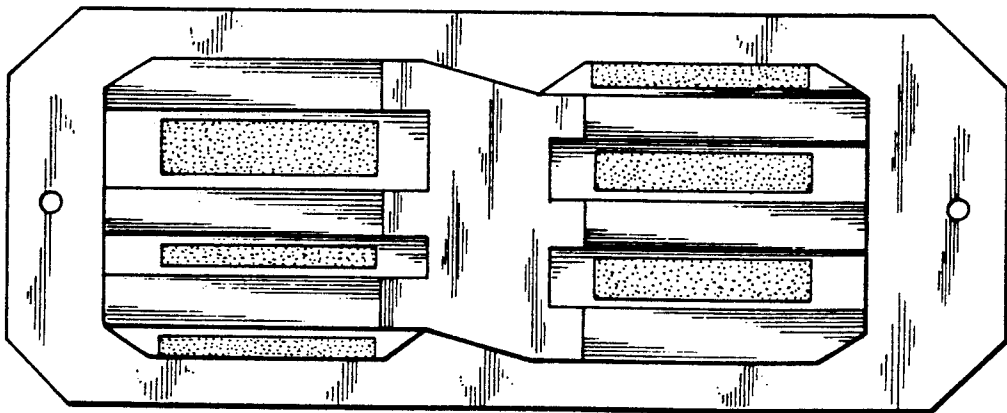


FIG. 3



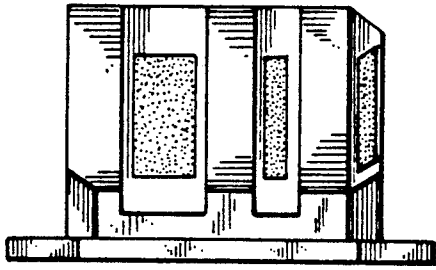


FIG. 4

FIG. 5

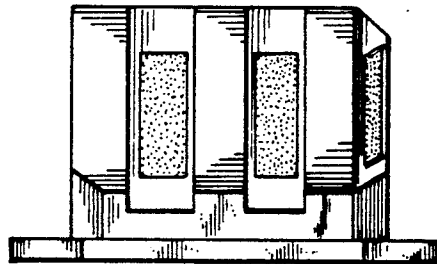


FIG. 6

