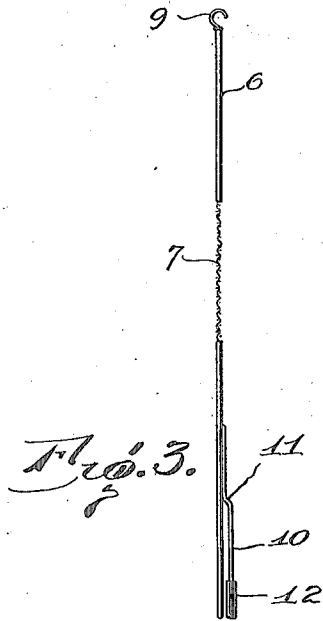
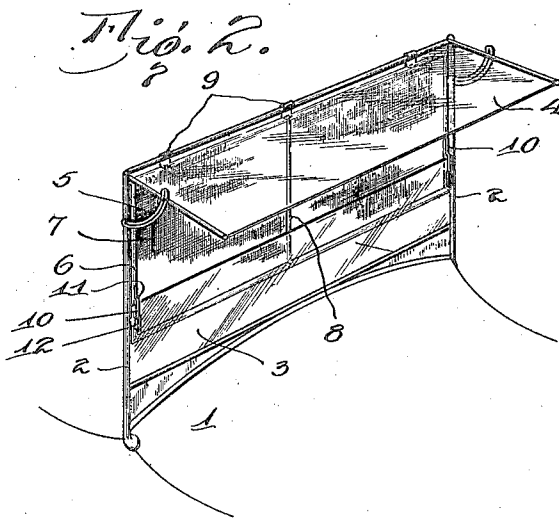
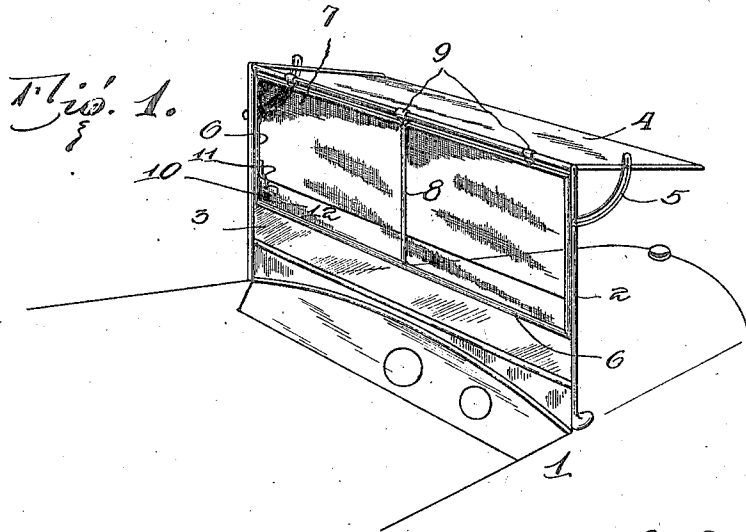


Jan. 23, 1923.

1,443,211

A. A. CARTERETT.
SCREEN FOR AUTOMOBILE WINDSHIELDS.
FILED SEPT. 11, 1922.



Inventor
Amos A. Carterett,
By *A. J. Anderson*,
Attorney

UNITED STATES PATENT OFFICE.

AMOS A. CARTERETT, OF JACKSONVILLE, FLORIDA.

SCREEN FOR AUTOMOBILE WINDSHIELDS.

Application filed September 11, 1922. Serial No. 587,492.

To all whom it may concern:

Be it known that I, AMOS A. CARTERETT, a citizen of the United States, residing at Jacksonville, in the county of Duval and State of Florida, have invented certain new and useful Improvements in Screens for Automobile Windshields; and I do declare the following to be a full, clear, and exact description of the invention, such as will enable others skilled in the art to which it appertains to make and use the same, reference being had to the accompanying drawings, and to the letters and figures of reference marked thereon, which form a part of this specification.

My invention relates to windshields for automobiles, and has for its object to provide a screen that will fill the opening made by lifting one section of the shield for admitting air from one side to the other of the shield, so that the screen will exclude or prevent insects from passing through the opening, and also exclude dust, to a large extent, from passing through the opening, and will also tend to break-up or dissipate the glaring light rays of an approaching automobile, thus protecting the eyes of the driver of the car while at the same time permitting a free circulation of air from the front to the rear of the windshield.

To the accomplishment of the foregoing and such other objects as may hereinafter appear the invention consists in the features of construction whereby the screen can be readily applied and removed from position, and be steadied against vibrating or swinging and without damage to the glass or other parts of the windshield, as will be hereinafter particularly described and then sought to be clearly defined by the claims, reference being had to the accompanying drawing forming a part hereof, and in which—

Figure 1 is a perspective of part of an automobile and windshield, with my improved screen applied;

Figure 2 is a similar view, looking from the front of the car;

Figure 3 is a view looking towards one side of the screen, on a larger scale than the other figures.

In the drawing the numeral 1 designates part of an automobile body provided with a windshield comprising a frame 2 having a lower member or glass pane 3 and an upper swinging member or pane 4 which may be supported in a raised or open position by

brackets 5, as in a type of wind-shield in general use. The improved screen comprises a frame 6 of any suitable material and any preferred details of construction and carrying a netting or meshed material 7 preferably of bronze or copper wire of relatively fine mesh attached in any suitable manner to the four sides of the frame 6, and which may, if desired, have a centrally disposed brace bar or rod 8. The upper cross-bar of the frame is provided with three, more or less, spring metal hooks 9 designed to be snapped over the top cross bar of the wind-shield frame so as to suspend the screen therefrom, and to the lower portions of the side bars of the screen frame are suitably attached by brazing, or otherwise, downwardly extending prongs 10 which preferably are each formed with a bend or off-set 11 so that the prongs will be spaced from the side bars of the screen frame so as to form forks at the lower end of the screen which will straddle the top edge of the lower pane or member of the wind-shield and thus steady the screen in position to close the opening in the wind-shield when the upper pane thereof is lifted or swung open for the admission of air. The lower ends of the prongs 10 are preferably provided with cushions 12 of felt or rubber or other material so that the forks will more snugly hold to the upper edge of the lower member of the wind-shield, the better to prevent rattling and also prevent injury to the lower member of the wind-shield. The off-sets 11 of the fork prongs also permit the upper hinged pane or section of the wind-shield to lie practically flush or close to the side bars of the wind-shield frame and to the lower member of the wind-shield when the hinged section is lowered, as the screen frame will thus lie practically back of the wind-shield frame with the lower portion of the screen extending below the top edge of the lower pane or member of the wind-shield, as indicated in Figures 1 and 2 of the drawing, and thus it will not be necessary to remove the screen when it is desired to close the opening in the wind-shield by dropping the hinged section of the shield. The screen however can be readily removed when desired by simply lifting the screen so as to disengage its supporting hooks from the top cross bar of the wind-shield and lifting the screen to disengage its forks from the lower member of the shield. The screen

serves to exclude a large part of the dust or particles that otherwise would be carried with more or less force through the wind-shield when opened for ventilation; it also effectively excludes insects that otherwise would find their way through the opening and prove a great annoyance to the driver of the automobile and other occupants of the car; and at night time the screen tends to diffuse the glaring rays of light from an approaching car and thus contributes to safety in driving.

I have illustrated and described the preferred details of construction but variations can be made therein and essential features of the invention be retained.

Having described my invention and set forth its merits what I claim is:

1. A screen for automobile wind-shields comprising a screen-carrying frame provided with hooks at its upper end for suspension from a top cross-bar of a wind-shield and having forks at its lower portion to straddle the top edge of the lower member of a wind-shield to support the screen to cover the opening in a wind-shield when the upper member of the shield is opened.

2. A screen for automobile wind-shields comprising a screen-carrying frame provided with means for attachment to part of

a wind-shield and having forks at its lower portion to straddle the upper edge of the lower member of the wind-shield to prevent swinging of the screen-frame.

3. A screen for automobile wind-shields comprising a screen-carrying frame provided with hooks at its upper end to engage a top cross bar of the wind-shield and having prongs attached to the lower part of the frame to straddle the top edge of the lower member of a wind-shield, said prongs having off-sets to permit closing of the upper member of the shield without removing the screen.

4. A screen for automobile wind-shields comprising a screen-carrying frame provided with means for attachment to a part of the wind-shield and having forks at its lower portion to straddle the upper edge of a lower member of the shield, said forks being provided with cushions to prevent injury to the lower member of the wind-shield.

In testimony whereof I affix my signature in presence of two witnesses.

AMOS A. CARTERETT.

Witnesses:

DORIS AVERETT,

GEO. L. RUTHERFORD.