

(19)



(11)

EP 1 115 761 B1

(12)

EUROPEAN PATENT SPECIFICATION

(45) Date of publication and mention
of the grant of the patent:
18.09.2013 Bulletin 2013/38

(51) Int Cl.:
C08F 10/06 ^(2006.01) **C08L 23/12** ^(2006.01)

(21) Application number: **99943689.2**

(86) International application number:
PCT/US1999/018363

(22) Date of filing: **16.08.1999**

(87) International publication number:
WO 2000/012572 (09.03.2000 Gazette 2000/10)

(54) **BRANCHED POLYPROPYLENE COMPOSITIONS**

VERZWEIGTE POLYPROPYLENZUSAMMENSETZUNGEN

COMPOSITIONS DE POLYPROPYLENE RAMIFIÉ

(84) Designated Contracting States:
**AT BE CH CY DE DK ES FI FR GB GR IE IT LI LU
MC NL PT SE**

(30) Priority: **26.08.1998 US 140590**

(43) Date of publication of application:
18.07.2001 Bulletin 2001/29

(73) Proprietor: **ExxonMobil Chemical Patents Inc.
Baytown, TX 77520-5200 (US)**

(72) Inventors:
• **WENG, Weiqing**
Houston, TX 77059 (US)
• **MARKEL, Eric J**
Kingwood, TX 77345 (US)

• **DEKMEZIAN, Armenag H**
Kingwood, TX 77345 (US)
• **ARJUNAN, Palanisamy**
Houston, TX 77059 (US)

(74) Representative: **Mareschal, Anne**
ExxonMobil Chemical Europe Inc.
IP Law Shared Services
P.O. Box 105
1830 Machelen (BE)

(56) References cited:
EP-A- 0 190 889 EP-A- 0 678 527
EP-A- 0 718 324 WO-A-94/07930
WO-A-97/02276 WO-A-97/11775
US-A- 5 705 584

EP 1 115 761 B1

Note: Within nine months of the publication of the mention of the grant of the European patent in the European Patent Bulletin, any person may give notice to the European Patent Office of opposition to that patent, in accordance with the Implementing Regulations. Notice of opposition shall not be deemed to have been filed until the opposition fee has been paid. (Art. 99(1) European Patent Convention).

Description**FIELD OF THE INVENTION**

[0001] The present invention relates to branched polypropylene compositions and a method for the preparation of branched polypropylene utilizing single site catalyst compounds.

BACKGROUND OF THE INVENTION

[0002] US- Patent 5, 705, 584 discloses propylene and related polymers prepared by a process using a specific metallocene- type catalyst.

[0003] Polypropylene and related polymers are known to have low melt strength. This is a significant deficiency in key application areas such as thermoforming, foaming, and blow molding. Polyethylene on the other hand is used extensively in blown film applications requiring good melt strength. The limitations in the melt strength of polypropylenes show up as excess sag in sheet extrusion, rapid thinning of walls in parts thermoformed in the melt phase, low draw-down ratios in extrusion coating, poor bubble formation in extrusion foam materials, and relative weakness in large-part blow molding. Thus, it would be highly desirable to produce polypropylene and related polymers having enhanced melt strength as well as commercially valuable processability.

[0004] Increasing the melt strength of polymers such as polypropylene has been an industrial goal for well over ten years. However, success has been limited. The desirable properties that have made low density polyethylene commercially successful are attributed in large part to high melt strength and excellent processability. Both of these properties are attributed to the presence of long chain branching, which is thought to occur under high pressure polymerization conditions.

[0005] There has been some success in increasing the melt strength of polypropylene. For example, EP 190 889 A2 discloses high energy irradiation of polypropylene to create what is believed to be polypropylene having substantial free-end long branches of propylene units. EP 384 431 discloses the use of peroxide decomposition of polypropylene in the substantial absence of oxygen to obtain a similar product.

[0006] Other attempts to improve the melt properties of polypropylene include U.S. Patent 5,441,236, which introduces long chain branching by bridging two PP backbones to form H-type polymers, and U.S. Patent 5,514,761, which uses dienes incorporated in the backbones to achieve a similar effect. However, crosslinking and gel formation can occur in such processes. In addition, these techniques introduce additional process steps which result in a more complex and expensive process.

[0007] Thus, there is still a need for propylene polymers having improved melt strength and good processability which can be produced efficiently.

SUMMARY OF THE INVENTION

[0008] The present invention meets that need by providing branched polypropylene compositions which have improved melt strength and good processability. The branched polypropylene compositions of the present invention comprise branching from polymerizable polypropylene macromers and have a polydispersity of less than or equal 4.0, and a melting point greater than 90°C. Further, the weight average branching index, g, of the polypropylene compositions is less than 0.95. The branched polypropylene composition according to the present invention may be produced by a process comprising:

- a) contacting propylene monomers in a reactor with an inert hydrocarbon solvent or diluent and a catalyst composition comprising one or more single site catalyst compounds capable of producing stereospecific polypropylene at a temperature from about 40°C to about 120°C, wherein the ratio in the reactor of the propylene monomers to the inert hydrocarbon solvent or diluent is less than 9.0, and further, wherein the propylene monomers and the inert hydrocarbon solvent or diluent comprise at least 50 percent of the total contents of the reactor; and
- b) recovering a branched polypropylene composition having a polydispersity of less than or equal to 4.0 and a melting point greater than 90°C wherein the weight average branching index, g, of the branched polypropylene composition is less than 0.95

BRIEF DESCRIPTION OF THE DRAWINGS

[0009]

Figure 1 is a graphic illustration of the relationship between the Radius of Gyration (R_g) and the molecular weight

for the polymer product produced in Examples 26, 28 and 30.

DETAILED DESCRIPTION OF THE INVENTION

[0010] The present invention provides a novel method for producing branched polypropylene which is simpler and more efficient than current techniques. In addition, the branched polypropylene product of the present invention is novel. It comprises branching from polymerizable polypropylene macromers, has a polydispersity of less than or equal to 4.0 and a melting point greater than 90°C. Further, the weight average branching index, g , of the polypropylene composition is less than 0.95. Preferably, the weight average branching index, g , of the polypropylene composition is less than 0.90. More preferably, it is less than 0.85. In a preferred embodiment, the branched polypropylene product has a polydispersity of less than 3.0. These branching characteristics result in a polymer with improved melt strength and strain thinning characteristics.

[0011] In a preferred embodiment, the strain hardening ratio of the branched polypropylene product is greater than 2.0 for strain rates of 0.1 to 0.5 1/s. More preferably, the strain hardening ratio of the branched polypropylene product is greater than 4.0 for strain rates of 0.1 to 0.5 1/s. Still more preferably, the strain hardening ratio of the branched polypropylene product is greater than 5.0 for strain rates of 0.1 to 0.5 1/s. Most preferably, the strain hardening ratio of the branched polypropylene product is greater than 6.0 for strain rates of 0.1 to 0.5 1/s.

[0012] "Strain Hardening Ratio" is defined as the ratio of two extensional viscosities: the numerator measured using an extensional viscometer reporting the maximum viscosity (at break), and the denominator being an extensional viscosity calculated from small amplitude strain experimental data using the method of Baumgaertel and Winter. It is understood that the two extensional viscosities are measured using the same experimental conditions (i.e. temperature, stabilization, etc.).

[0013] For the purposes of this invention, the amount of branching is determined using the weight average branching index g of the branched polypropylene. The branching index g is defined as $g = [Rg]^2_{br} / [Rg]^2_{lin}$. It is well known in the art that as the g value decreases, branching increases. " Rg " stands for Radius of Gyration, and is measured using Multi-Angle Laser Light Scattering (MALLS) equipment. " $[Rg]_{br}$ " is the Radius of Gyration for the branched polymer sample and " $[Rg]_{lin}$ " is the Radius of Gyration for a linear polymer sample.

[0014] Long chain branching is inferred when the polymer radius of gyration deviates from that measured for a linear polymer. The average deviation level was calculated from GPC/DRI/- MALLS data using the procedure outlined below. First, the GPC/ MALLS/DRI data was used to measure molecular weight averages (M_w , M_z) and to measure polymer radius of gyration as a function of absolute molecular weight. For polypropylene polymers, the MALLS measurement of Rg is particularly sensitive in the range from 100, 000 Daltons to about 2, 000, 000 Daltons. For this reason, the data was then truncated outside this range. Weight- average values of g (defined as Rg^2 (branched) / Rg^2 (linear)) were calculated from the data points that fall in the range of from the characteristic M_w of the polymer examined to the upper limit of 2, 000, 000 Daltons. For any case in which some values of M_w that are below 100, 000 Daltons, the weight average is calculated using only those points between 100, 000 Daltons and 2, 000, 000 Daltons.

[0015] Production of the branched polypropylene of the present invention is less complicated than previously reported branched polypropylenes. Prior art processes typically required some type of post-reactor treatment to produce a branched product. The present invention does not need a post-reactor step to produce branched polypropylene. The process conditions used to produce the branched polypropylene of the present invention are described in detail below.

Catalysts

[0016] Catalysts which are useful for producing the branched polypropylene of the present invention include single-site catalysts which are capable of producing stereospecific polypropylene. Stereospecific polypropylene is defined as polypropylene which is either isotactic or syndiotactic. Alternately the catalysts used may be a non-stereospecific catalysts for such obvious variants as atactic polypropylene. Preferably, the single-site catalysts of the present invention are capable of producing isotactic polypropylene.

[0017] As used herein, "isotactic polypropylene" is defined as having at least 70% isotactic pentads according to analysis by ¹³C-NMR. "Highly isotactic polypropylene" is defined as having at least 90% isotactic pentads according to analysis by ¹³C-NMR. "Syndiotactic polypropylene" is defined as polypropylene having at least 70% syndiotactic pentads according to analysis by ¹³C-NMR. Preferably, the polypropylene of the present invention is highly isotactic.

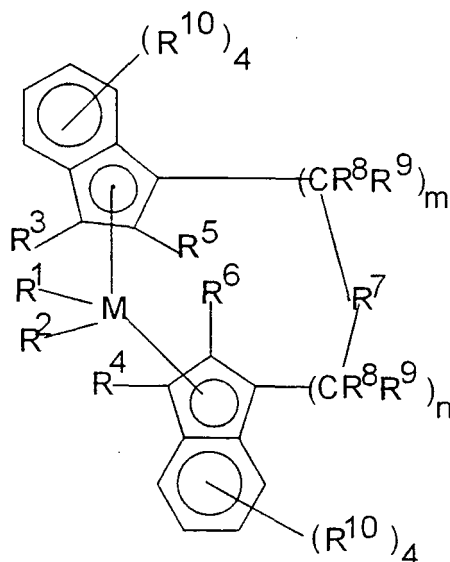
[0018] The term "single site" as used herein refers to the ability to produce essentially homogeneous polymers; i.e., those having narrow molecular weight distribution and uniform comonomer incorporation where comonomer here includes polymerizable polypropylene macromers.

[0019] Preferably, metallocene catalysts are used to produce the branched polypropylene of the present invention. As used herein, "metallocene" refers generally to compounds represented by the formula $Cp_mMR_nX_q$ wherein Cp is a cyclopentadienyl ring which may be substituted, or derivative thereof which may be substituted, M is a Group 4, 5, or 6

transition metal, for example titanium, zirconium, hafnium, vanadium, niobium, tantalum, chromium, molybdenum and tungsten, R is a hydrocarbyl group or hydrocarboxy group having from one to 20 carbon atoms, X is a halogen, and $m=1-3$, $n=0-3$, $q=0-3$, and the sum of $m+n+q$ is equal to the oxidation state of the transition metal.

[0020] Methods for making and using metallocenes are well known in the art. For example, metallocenes are detailed in United States Patent Nos. 4,530,914; 4,542,199; 4,769,910; 4,808,561; 4,871,705; 4,892,851; 4,933,403; 4,937,299; 5,017,714; 5,057,475; 5,120,867; 5,132,381; 5,155,080; 5,198,401; 5,278,119; 5,304,614; 5,324,800; 5,350,723; and 5,391,790 each fully incorporated herein by reference.

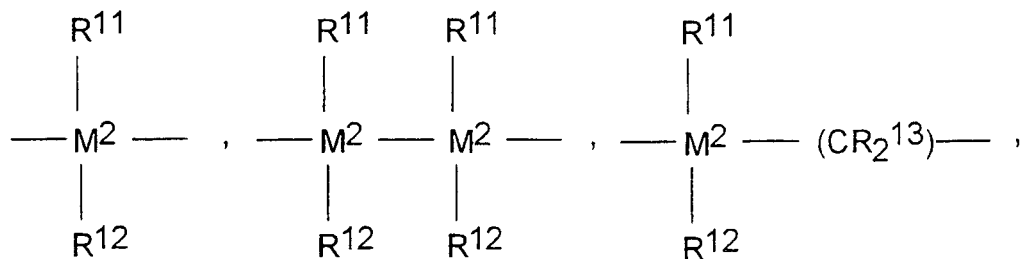
[0021] Preferred metallocenes are those that are stereorigid and comprise a Group 4, 5, or 6 transition metal, biscyclopentadienyl derivative, preferably bis-indenyl metallocene components having the following general structure:

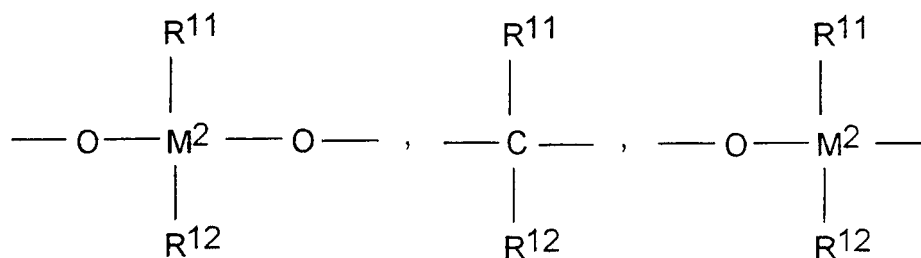


wherein M^1 is a metal of Group 4, 5, or 6 of the Periodic Table, for example titanium, zirconium, hafnium, vanadium, niobium, tantalum, chromium, molybdenum and tungsten, preferably, zirconium, hafnium and titanium, most preferably zirconium and hafnium;

R^1 and R^2 are identical or different, are one of a hydrogen atom, a C_1 - C_{10} alkyl group, preferably a C_1 - C_3 alkyl group, a C_1 - C_{10} alkoxy group, preferably a C_1 - C_3 alkoxy group, a C_6 - C_{10} aryl group, preferably a C_6 - C_8 aryl group, a C_6 - C_{10} aryloxy group, preferably a C_6 - C_8 aryloxy group, a C_2 - C_{10} alkenyl group, preferably a C_2 - C_4 alkenyl group, a C_7 - C_{40} arylalkyl group, preferably a C_7 - C_{10} arylalkyl group, a C_7 - C_{40} alkylaryl group, preferably a C_7 - C_{12} alkylaryl group, a C_8 - C_{40} arylalkenyl group, preferably a C_8 - C_{12} arylalkenyl group, or a halogen atom, preferably chlorine; R^3 and R^4 are hydrogen atoms;

R^5 and R^6 are identical or different, preferably identical, are one of a hydrogen atom, halogen atom, preferably a fluorine, chlorine or bromine atom, a C_1 - C_{10} alkyl group, preferably a C_1 - C_4 alkyl group, which may be halogenated, a C_6 - C_{10} aryl group, which may be halogenated, preferably a C_6 - C_8 aryl group, a C_2 - C_{10} alkenyl group, preferably a C_2 - C_4 alkenyl group, a C_7 - C_{40} -arylalkyl group, preferably a C_7 - C_{10} arylalkyl group, a C_7 - C_{40} alkylaryl group, preferably a C_7 - C_{12} alkylaryl group, a C_8 - C_{40} arylalkenyl group, preferably a C_8 - C_{12} arylalkenyl group, a $-NR_2^{15}$, $-SR^{15}$, $-OR^{15}$, $-OSiR_3^{15}$ or $-PR_2^{15}$ radical, wherein R^{15} is one of a halogen atom, preferably a chlorine atom, a C_1 - C_{10} alkyl group, preferably a C_1 - C_3 alkyl group, or a C_6 - C_{10} aryl group, preferably a C_6 - C_9 aryl group; R^7 is





=BR¹¹, =AIR¹¹, -Ge-, -Sn-, -O-, -S-, =SO, =SO₂, =NR¹¹, =CO, PR¹¹, or =P(O)R¹¹;
wherein:

R¹¹, R¹² and R¹³ are identical or different and are a hydrogen atom, a halogen atom, a C₁-C₂₀ alkyl group, preferably a C₁-C₁₀ alkyl group, a C₁-C₂₀ fluoroalkyl group, preferably a C₁-C₁₀ fluoroalkyl group, a C₆-C₃₀ aryl group, preferably a C₆-C₂₀ aryl group, a C₆-C₃₀ fluoroaryl group, preferably a C₆-C₂₀ fluoroaryl group, a C₁-C₂₀ alkoxy group, preferably a C₁-C₁₀ alkoxy group, a C₂-C₂₀ alkenyl group, preferably a C₂-C₁₀ alkenyl group, a C₇-C₄₀ arylalkyl group, preferably a C₇-C₂₀ arylalkyl group, a C₈-C₄₀ arylalkenyl group, preferably a C₈-C₂₂ arylalkenyl group, a C₇-C₄₀ alkylaryl group, preferably a C₇-C₂₀ alkylaryl group or R¹¹ and R¹², or R¹¹ and R¹³, together with the atoms binding them, can form ring systems;

M² is silicon, germanium or tin, preferably silicon or germanium, most preferably silicon;

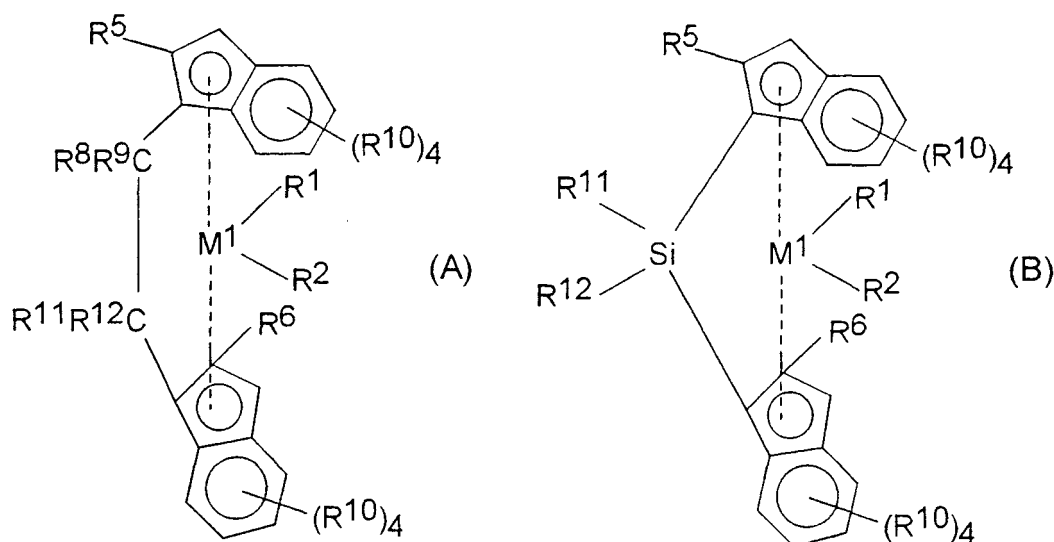
R⁸ and R⁹ are identical or different and have the meanings stated for R¹¹;

m and n are identical or different and are zero, 1 or 2, preferably zero or 1, m plus n being zero, 1 or 2, preferably zero or 1; and

the radicals R¹⁰ are identical or different and have the meanings stated for R¹¹, R¹² and R¹³. Two adjacent R¹⁰ radicals can be joined together to form a ring system, preferably a ring system containing from about 4-6 carbon atoms.

[0022] Alkyl refers to straight or branched chain substituents. Halogen (halogenated) is fluorine, chlorine, bromine or iodine atoms, preferably fluorine or chlorine.

[0023] Particularly preferred metallocenes are compounds of the structures:



wherein:

M¹ is Zr or Hf, R¹ and R² are methyl or chlorine, and R⁵, R⁶, R⁸, R⁹, R¹⁰, R¹¹ and R¹² have the above-mentioned meanings.

[0024] The chiral metallocenes may be used as a racemate for the preparation of highly isotactic polypropylene polymers and copolymers. It is also possible to use the pure R or S form. An optically active polymer can be prepared

with these pure stereoisomeric forms. Preferably the meso form of the metallocene is removed to ensure the center (i.e., the metal atom) provides stereoregular polymerization. Separation of the stereoisomers can be accomplished by known literature techniques. For special products it is also possible to use rac/meso mixtures.

[0025] Methods for preparing metallocenes of the present invention are fully described in the Journal of Organometallic Chem., volume 288, (1958), pages 63-67, and in EP-A- 320762, for preparation of the metallocenes described, both of which are herein fully incorporated by reference.

[0026] Illustrative but non-limiting examples of some preferred metallocenes include:

Dimethylsilanylbis (2- methyl- 4- phenyl- 1- indenyl) $ZrCl_2$
 Dimethylsilanylbis (2- methyl- 4, 5- benzoindenyl) $ZrCl_2$;
 Dimethylsilanylbis (2- methyl- 4, 6- diisopropylindenyl) $ZrCl_2$;
 Dimethylsilanylbis (2- ethyl- 4- phenyl- 1- indenyl) $ZrCl_2$;
 Dimethylsilanylbis (2- ethyl- 4- naphthyl- 1- indenyl) $ZrCl_2$,
 Phenyl (Methyl) silanylbis (2- methyl- 4- phenyl- 1- indenyl) $ZrCl_2$,
 Dimethylsilanylbis (2- methyl- 4- (1- naphthyl)- 1- indenyl) $ZrCl_2$,
 Dimethylsilanylbis (2- methyl- 4- (2- naphthyl)- 1- indenyl) $ZrCl_2$,
 Dimethylsilanylbis (2- methyl- indenyl) $ZrCl_2$,
 Dimethylsilanylbis (2- methyl- 4, 5- diisopropyl- 1- indenyl) $ZrCl_2$,
 Dimethylsilanylbis (2, 4, 6- trimethyl- 1- indenyl) $ZrCl_2$,
 Phenyl (Methyl) silanylbis (2- methyl- 4, 6- diisopropyl- 1- indenyl) $ZrCl_2$,
 1, 2- Ethandiybis (2- methyl- 4, 6- diisopropyl- 1- indenyl) $ZrCl_2$,
 1, 2- Butandiybis (2- methyl- 4, 6- diisopropyl- 1- indenyl) $ZrCl_2$,
 Dimethylsilanylbis (2- methyl- 4- ethyl- 1- indenyl) $ZrCl_2$,
 Dimethylsilanylbis (2- methyl- 4- isopropyl- 1- indenyl) $ZrCl_2$,
 Dimethylsilanylbis (2- methyl- 4- t butyl- 1- indenyl) $ZrCl_2$,
 Phenyl (Methyl) silanylbis (2- methyl- 4- isopropyl- 1- indenyl) $ZrCl_2$,
 Dimethylsilanylbis (2- ethyl- 4- methyl- 1- indenyl) $ZrCl_2$,
 Dimethylsilanylbis (2, 4- dimethyl- 1- indenyl) $ZrCl_2$,
 Dimethylsilanylbis (2- methyl- 4- ethyl- 1- indenyl) $ZrCl_2$,
 Dimethylsilanylbis (2- methyl- α - acenaphth- 1- indenyl) $ZrCl_2$,
 Phenyl (Methyl) silanylbis (2- methyl- 4, 5- benzo- 1- indenyl) $ZrCl_2$,
 Phenyl (Methyl) silanylbis (2- methyl- 4, 5- (methylbenzo)- 1- indenyl) $ZrCl_2$,
 Phenyl (Methyl) silanylbis (2- methyl- 4, 5- (tetramethylbenzo)- 1- indenyl) $ZrCl_2$,
 Phenyl (Methyl) silanylbis (2- methyl- α - acenaphth- 1- indenyl) $ZrCl_2$,
 1, 2- Ethandiybis (2- methyl- 4, 5- benzo- 1- indenyl) $ZrCl_2$,
 1, 2- Butandiybis (2- methyl- 4, 5- benzo- 1- indenyl) $ZrCl_2$,
 Dimethylsilanylbis (2- methyl- 4, 5- benzo- 1- indenyl) $ZrCl_2$,
 1, 2- Ethandiybis (2, 4, 7- trimethyl- 1- indenyl) $ZrCl_2$,
 Dimethylsilanylbis (2- methyl- 1- indenyl) $ZrCl_2$,
 1, 2- Ethandiybis (2- methyl- 1- indenyl) $ZrCl_2$,
 Phenyl (Methyl) silanylbis (2- methyl- 1- indenyl) $ZrCl_2$,
 Diphenylsilanylbis (2- methyl- 1- indenyl) $ZrCl_2$,
 1, 2- Butandiybis (2- methyl- 1- indenyl) $ZrCl_2$,
 Dimethylsilanylbis (2- ethyl- 1- indenyl) $ZrCl_2$,
 Dimethylsilanylbis (2- methyl- 5- isobutyl- 1- indenyl) $ZrCl_2$,
 Phenyl (Methyl) silanylbis (2- methyl- 5- isobutyl- 1- indenyl) $ZrCl_2$,
 Dimethylsilanylbis (2- methyl- 5- t butyl- 1- indenyl) $ZrCl_2$,
 Dimethylsilanylbis (2, 5, 6- trimethyl- 1- indenyl) $ZrCl_2$, and the like.

[0027] Some preferred metallocene catalyst components are described in detail in U.S. Patent Nos. 5,149,819, 5,243,001, 5,239,022, 5,296,434 and 5,276,208 all of which are herein fully incorporated by reference. In addition, the bis-amido and bis-arylamido transition metal catalysts of U.S. patent 5,318,935 and copending U.S. patent application 08/ 803,687, filed 2/24/97, can be useful in forming the branched polypropylene of the present invention.

[0028] Most preferably, the catalyst used to produce the branched polypropylene of the present invention is a substituted dimethylsilyl- bridged bis- indenyl zirconocene or hafnocene such as dimethylsilyl bis (2- methyl- indenyl) $ZrCl_2$, dimethylsilyl bis (2- methyl- indenyl) $ZrMe_2$, dimethylsilyl bis (2- methyl- 4- phenyl- 1- indenyl) $ZrCl_2$, dimethylsilyl bis (2- methyl- 4- (1- naphthyl)- 1- indenyl) $ZrCl_2$, or dimethylsilyl bis (indenyl) hafnium dimethyl.

[0029] Preferably, the catalysts used to produce the syndiotactic polypropylene of the present invention are those

disclosed in U.S. Patents 4, 892, 851, 5, 155, 080, and 5, 132, 381, the disclosures of which are hereby incorporated by reference.

[0030] The terms "cocatalyst" and "activator" are used herein interchangeably and are defined to be any compound or component which can activate a bulky ligand transition metal compound or a metallocene, as defined above. Alumoxane may be used as an activator. There are a variety of methods for preparing alumoxane, non-limiting examples of which are described in U.S. Patent No. 4,665,208, 4,952,540, 5,091,352, 5,206,199, 5,204,419, 4,874,734, 4,924,018, 4,908,463, 4,968,827, 5,308,815, 5,329,032, 5,248,801, 5,235,081, 5,157,137, 5,103,031 and EP-A-0 561 476, EP-B1-0 279 586, EP-A-0 594-218 and WO 94/10180, each of which is fully incorporated herein by reference. It may be preferable to use a visually clear methylalumoxane. A cloudy or gelled alumoxane can be filtered to produce a clear solution or clear alumoxane can be decanted from the cloudy solution.

[0031] It is also within the scope of this invention to use ionizing activators, neutral or ionic, or compounds such as tri (n- butyl) ammonium tetrakis (pentafluorophenyl) boron, which ionize the neutral metallocene compound. Such ionizing compounds may contain an active proton, or some other cation associated with but not coordinated or only loosely coordinated to the remaining ion of the ionizing compound. Combinations of activators are also contemplated by the invention, for example, alumoxane and ionizing activators in combinations, see for example, WO 94/07928.

[0032] Descriptions of ionic catalysts for coordination polymerization comprised of metallocene cations activated by non-coordinating anions appear in the early work in EP-A-0 277 003, EP-A-0 277 004 and US patent 5,198,401 and WO-A-92/00333 (incorporated herein by reference). These teach a preferred method of preparation wherein metallocenes (bisCp and monoCp) are protonated by an anion precursor such that an alkyl/hydride group is abstracted from a transition metal to make it both cationic and charge-balanced by the non-coordinating anion.

[0033] The term "noncoordinating anion" means an anion which either does not coordinate to said cation or which is only weakly coordinated to said cation thereby remaining sufficiently labile to be displaced by a neutral Lewis base. "Compatible" noncoordinating anions are those which are not degraded to neutrality when the initially formed complex decomposes. Further, the anion will not transfer an anionic substituent or fragment to the cation so as to cause it to form a neutral four coordinate metallocene compound and a neutral by-product from the anion. Noncoordinating anions useful in accordance with this invention are those which are compatible, stabilize the metallocene cation in the sense of balancing its ionic charge in a +1 state, yet retain sufficient liability to permit displacement by an ethylenically or acetylenically unsaturated monomer during polymerization.

[0034] The use of ionizing ionic compounds not containing an active proton but capable of producing both the active metallocene cation and a noncoordinating anion is also known. See, EP-A-0 426 637 and EP-A-0 573 403 (incorporated herein by reference). An additional method of making the ionic catalysts uses ionizing anion pre-cursors which are initially neutral Lewis acids but form the cation and anion upon ionizing reaction with the metallocene compounds, for example the use of tris(pentafluorophenyl) boron. See EP-A-0 520 732 (incorporated herein by reference). Ionic catalysts for addition polymerization can also be prepared by oxidation of the metal centers of transition metal compounds by anion pre-cursors containing metallic oxidizing groups along with the anion groups, see EP-A-0 495 375 (incorporated herein by reference).

[0035] Where the metal ligands include halogen moieties (for example, bis-cyclopentadienyl zirconium dichloride) which are not capable of ionizing abstraction under standard conditions, they can be converted via known alkylation reactions with organometallic compounds such as lithium or aluminum hydrides or alkyls, alkylalumoxanes, Grignard reagents, etc. See EP-A-0 500 944 and EP-A1-0 570 982 (incorporated herein by reference) for *in situ* processes describing the reaction of alkyl aluminum compounds with dihalo-substituted metallocene compounds prior to or with the addition of activating anionic compounds.

Support Materials

[0036] The metallocenes described herein may be supported using a porous particulate material, such as for example, talc, inorganic oxides, inorganic chlorides and resinous materials such as polyolefin or polymeric compounds.

[0037] Preferred support materials are porous inorganic oxide materials, which include those from the Periodic Table of Elements of Groups 2, 3, 4, 5, 13 or 14 metal oxides. Silica, alumina, silica-alumina, and mixtures thereof are particularly preferred. Other inorganic oxides that may be employed either alone or in combination with the silica, alumina or silica-alumina are magnesia, titania, zirconia, and the like.

[0038] Preferably the support material is porous silica which has a surface area in the range of from about 10 to about 700 m²/g, a total pore volume in the range of from about 0.1 to about 4.0 cc/g and an average particle size in the range of from about 10 to about 500 μm. More preferably, the surface area is in the range of from about 50 to about 500 m²/g, the pore volume is in the range of from about 0.5 to about 3.5 cc/g and the average particle size is in the range of from about 20 to about 200 μm. Most preferably the surface area is in the range of from about 100 to about 400 m²/g, the pore volume is in the range of from about 0.8 to about 3.0 cc/g and the average particle size is in the range of from about 30 to about 100 μm. The average pore size of typical porous support materials is ≥ 10 Å. Preferably, a support material

is used that has an average pore diameter of $\geq 50\text{\AA}$, and most preferably it is in the range of from about 75 to about 350 \AA . It may be particularly desirable to dehydrate the silica at a temperature of from about 100°C to about 800°C anywhere from about 3 to about 24 hours.

[0039] The metallocenes, activator and support material may be combined in any number of ways. Suitable support techniques are described in U. S. Patent Nos. 4,808,561 and 4,701,432 (each fully incorporated herein by reference.). Preferably the metallocenes and activator are combined and their reaction product supported on the porous support material as described in U. S. Patent No. 5,240,894 and WO 94/ 28034, WO 96/00243, and WO 96/00245 (each fully incorporated herein by reference.) Alternatively, the metallocenes may be preactivated separately and then combined with the support material either separately or together. If the metallocenes are separately supported, then preferably, they are dried then combined as a powder before use in polymerization.

[0040] Regardless of whether the metallocene and activator are separately precontacted or whether the metallocene and activator are combined at once, the total volume of reaction solution applied to porous support is preferably less than about 4 times the total pore volume of the porous support, more preferably less than about 3 times the total pore volume of the porous support and even more preferably in the range of from more than about 1 to less than about 2.5 times the total pore volume of the porous support. Procedures for measuring the total pore volume of porous support are well known in the art. The preferred method is described in Volume 1, Experimental Methodos in Catalyst Research, Academic Press, 1968, pages 67-96.

[0041] Methods of supporting ionic catalysts comprising metallocene cations and noncoordinating anions are described in WO 91/09882, WO 94/03506, WO 96/04319 and U.S. patent 5,643,847 (incorporated herein by reference). The methods generally comprise either physical adsorption on traditional polymeric or inorganic supports that have been largely dehydrated and dehydroxylated, or using neutral anion precursors that are sufficiently strong Lewis acids to activate retained hydroxy groups in silica containing inorganic oxide supports such that the Lewis acid becomes covalently bound and the hydrogen of the hydroxy group is available to protonate the metallocene compounds.

[0042] The supported catalyst system may be used directly in polymerization or the catalyst system may be prepolymerized using methods well known in the art. For details regarding prepolymerization, see United States Patent Nos. 4,923,833 and 4,921,825, EP 0 279 863 and EP 0 354 893 each of which is fully incorporated herein by reference.

Polymerization Processes

[0043] The branched polypropylene of the present invention may be produced using the catalysts described above in any process including slurry, suspension or solution phase or high pressure autoclave processes. Additionally, combinations of the above reactor types in multiple, series reactors and/or multiple reaction conditions and/or multiple catalyst configurations are explicitly intended.

[0044] In the preferred embodiment, this invention is directed toward the polymerization of propylene in a slurry or solution phase polymerization process, particularly a slurry polymerization process wherein hydrocarbon is used as the liquid medium.

[0045] A slurry polymerization process generally uses pressures in the range of from about 1 to about 500 atmospheres or even greater and temperatures in the range of from -60°C to about 280°C. In a slurry polymerization, a suspension of solid, particulate polymer is formed in a liquid or supercritical polymerization medium to which propylene and comonomers and often hydrogen along with catalyst are added. The medium employed should be liquid under the conditions of polymerization and relatively inert. The liquid employed in the polymerization medium can be an inert hydrocarbon solvent or diluent. For example, an alkane or a cycloalkane such as hexane or isobutane can be used. In a preferred embodiment, C₃-C₈ hydrocarbons serve as the polymerization diluent.

[0046] Preferably, the propylene monomers and the inert hydrocarbon solvent or diluent comprise at least 50 weight percent of the total contents of the reactor. More preferably, they comprise at least 70 percent of the total contents of the reactor. Still more preferably, the propylene monomers and the inert hydrocarbon solvent or diluent comprise at least 80 percent of the total contents of the reactor. Most preferably, they comprise at least 90 percent of the total contents of the reactor.

[0047] Also, the ratio in the reactor of the propylene monomers to the inert hydrocarbon solvent or diluent is preferably less than 9.0. More preferably, the ratio is less than 3.0. Still more preferably, it is less than 2.0 or less than 1.0. And, even more preferably, the ratio in the reactor of the propylene monomers to the inert hydrocarbon solvent or diluent is preferably less than 0.8.

[0048] Preferably, the concentration of inert hydrocarbon solvent or diluent is at least 25 weight percent of the total contents of the reactor. More preferably, the inert hydrocarbon solvent or diluent comprises at least 30 weight percent of the total contents of the reactor. Most preferably, the inert hydrocarbon solvent or diluent comprises at least 40 weight percent of the total contents of the reactor.

[0049] Preferably, the polymerization is carried out using a pressure of from about 200 kPa to about 7, 000 kPa at a temperature in the range of from about 40°C to about 120°C. More preferably, the polymerization is carried out at a

temperature in the range of from about 50°C to about 100°C. Most preferably, the polymerization is carried out at a temperature in the range of from 60°C to 90°C.

[0050] In a preferred embodiment, propylene monomers are less than 25 weight percent of the total contents of the polymerization reactor. More preferably, propylene monomers are less than 20 weight percent of the total contents of the polymerization reactor, still more preferably, less than 15 weight percent. Most preferably, propylene monomers are less than 10 weight percent of the total contents of the polymerization reactor.

[0051] The polymerization may be conducted in batch, semi-batch or continuous mode and the entire polymerization may take place in one reactor or the polymerization may be carried out in a series of reactors. Preferably, the polymerization is carried out in continuous mode.

[0052] The reaction time for the polymerization of the present invention will depend upon the catalyst system and reaction conditions.

[0053] The above-described temperatures, reaction times and other conditions are considered suitable polypropylene polymerization conditions for the purposes of this invention.

[0054] Hydrogen may be added to the polymerization system as a molecular weight regulator in the first and/or subsequent reactors depending upon the particular properties of the product desired and the specific metallocenes used. When metallocenes having different hydrogen responses are used, the addition of hydrogen will affect the molecular weight distribution of the polymer product accordingly. Hydrogen may also affect the distribution of branching.

[0055] For preparation of the branched polypropylene, preactivation of the metallocene may be advantageous. For example, it is widely known in the art that preactivation of the metallocene with alumoxane before addition to a continuous solution-phase reactor yields higher activities than continuous addition of metallocene and activator in two separate streams. Furthermore, it may be advantageous to control precontacting time to maximize catalyst effectiveness, e.g., avoiding excessive aging of the activated catalyst composition.

INDUSTRIAL UTILITY

[0056] The branched polypropylene polymers of the present invention exhibit improved melt strength and strain thinning characteristics compared with standard polypropylene. This results in improved processability of the polymers, e.g. increased strain thinning and high output for a constant energy input. These characteristics will result in improved processing in blow molding, sheet extrusion and thermoforming operations. For example, in thermoforming operations sag will be decreased and power consumption will be lowered in the extruders. At least in part for these reasons, the branched polypropylene polymers of the present invention are useful in a variety of applications, including polyolefin blends and impact copolymers, foams, films, thermolded articles and fibers.

[0057] In addition, production of the branched polypropylene of the present invention is less complicated than current branched polypropylenes. Prior art processes typically required some type of post-reactor treatment to produce a branched product. The present invention does not need a post-reactor step to produce branched polypropylene.

[0058] In order that the invention may be more readily understood, reference is made to the following examples, which are intended to illustrate the invention but not to limit the scope thereof.

EXAMPLES

General

[0059] Three reactor types were used for polymer synthesis: batch, semi-batch, and continuous. Monomer feed and catalyst preparation procedures for each were similar. Liquids were measured into the reactors and feed tanks (continuous reactor) using calibrated sight glasses. High purity (>99.5%) hexane, propane, isobutane and toluene were purified by passing first through basic alumina activated at high temperature in nitrogen, followed by molecular sieve activated at high temperature in nitrogen. Propylene was purified by passing it through activated basic alumina and molecular sieves. Methylalumoxane (MAO, 10% in toluene) was received from Albemarle Inc. in stainless steel cylinders, divided into 1-liter glass containers, and stored in a laboratory glove-box at ambient temperature. Dimethylanilinium tetrakis(perfluoroaryl)borate [DMAH]⁺ [(C₆F₅)₄ B]⁻ was obtained from Boulder Scientific Co., Mead, Colorado.

[0060] Propylene was measured into the reactor through a calibrated container. To ensure the reaction medium was well-mixed, a flat-paddle stirrer rotating at 750 rpm was used. Polymerization was performed in 0.5 liter (continuous) or 2-liter (batch, semi-batch) Zipperclave reactors equipped with a water jacket for temperature control. The reactors were first cleaned by heating to 120 °C in toluene to dissolve any polymer residues, then cooled and drained. Next, the reactor was heated using jacket water at 110 °C and the reactor was purged with flowing nitrogen for a period of -30 minutes. Before reaction, the reactor was further purged using 3 nitrogen pressurize/vent cycles (to 100 psi).

Catalysts

[0061] All catalyst preparations were performed in an inert atmosphere with <1.5 ppm H₂O content. The metallocenes used in the syntheses were obtained from internal sources. Dimethylsilyl bis (indenyl) metal dimethyl complexes were preactivated with [DMAH]⁺ [(C₆F₅)₄B]⁻, and dimethylsilyl bis (indenyl) metal dichloride catalysts were preactivated with MAO. "Davison 952, calcined at 600° C" represents the commercial silica support product of Grace Davison Inc., which has been calcined at 600° C under a dry nitrogen flow for 8- 24 hours so as to achieve a hydroxyl content of 0.8 to 1.2 mmol/g silica. Catalysts for batch and semi- batch reactions were injected in a single pulse using a stainless steel tube coupled to the reactor. Catalysts for continuous reaction were metered continuously into the reactor from a stainless steel supply bomb (pressurized at 100 psig) using an HPLC pump.

Batch Polymerization with unsupported catalyst (A)

[0062] Polymerization reactions were typically conducted in toluene or hexane (300 mL) containing propylene (150 mL). The reactor was heated to the desired temperature and equilibrated for 5 min. The scavenger (TIBAL (0.5 mL of 1M solution in 2 mL of toluene) was added to the reactor through a stainless steel tube. Then the catalyst and activator (in 3 mL of toluene) was injected using a catalyst tube. After 15 min, the reactor was cooled to 25 °C and vented. The polymer was collected by filtration, washed with hexane, and dried in air for 12 hours.

Batch Polymerization with supported catalyst (B)

[0063] The supported catalyst D for these polymerization runs was prepared using "Davison 952 silica, calcined at 600° C". In a nitrogen purged dry glove box, the silica, 394.32 g, was massed and placed in a 3- neck 4 L reactor that was fitted with an overhead stirrer. The dry toluene, 2 L, was added and the mixture was stirred vigorously. The N,N-diethylaniline, 27.6 ml, 0.174 mole, was added by using a syringe. The tris (perfluorophenyl) boron, 85.96 g, 0.168 mole, was added as a solid. The above mixture was stirred for 1 hour. The catalyst D, dimethylsilylbis (2- methyl- 4- phenyl indenyl) zirconium dimethyl, 5.99 g, 0.0102 mole, was added and the reaction mixture was stirred for additional 2 hours. The solvent was decanted off and the solid was dried under vacuum overnight. Yield: 483 g. Catalyst loading was found to be 0.02 mmol of transition metal per gram of the catalyst. Polymerizations were typically conducted in a 2 L Zipperclave reactor using a mixture of propylene (27- 67% by volume) and diluents such as hexane, propane, and i- butane (33- 73% by volume) . The reactor was heated to the set temperature and equilibrated for 5 min. The scavenger, either triisobutyl aluminum (1- 3 ml, 1 M solution in hexane) or triethyl aluminum (1 ml, 1 M solution in toluene) was charged to the reactor through a stainless tube. Then the supported catalyst D (100- 200 mg in 2 ml of hexane) was injected using a catalyst tube. The polymerization was carried out for 15- 60 min after which the reactor was cooled to 25° C and vented. The polymer was collected by filtration, was washed with hexane, was dried by N₂ purge for overnight, and was weighed.

Semi-batch Polymerization

[0064] Semi- batch reactions were similar to batch polymerization except propylene was added slowly (2.5 ml/min or 5.0 ml/min) using an HPLC pump. Each run began with 1 liter of toluene, 0.5 ml TIBAL (0.5 mL of 1M solution in 2 mL of toluene) and catalyst/MAO at the desired temperature. Runs commenced with the continuous pumping of propylene. A steady state was achieved in less than ten minutes, as measured by a leveling of reactor pressure. At this point, the rate of propylene consumption approximately equals the rate of propylene injection.

Continuous Polymerization

[0065] A fully instrumented 0.5 liter Zipperclave reactor was used for continuous reaction experiments. [DMAH]⁺ [(C₆F₅)₄B]⁻ activated catalysts were used in these reactions due to the tendency of MAO to foul the pumps and feed lines. Each run utilized 30 mg of Hf- SS (1: 1.3 molar [DMAH]⁺ [(C₆F₅)₄B]⁻) in 100 ml toluene, preactivated 15 minutes before loading into the feed bomb for injection/ metering by the HPLC pump. Hexane and propylene were premixed in an 18 liter feed tank. After addition of the materials, the feed tank was closed, then pressurized with nitrogen to 200 psig. A positive displacement pump was used to meter the feed into the reactor and to raise the pressure sufficiently to prevent bubbling of the reaction medium at reaction temperatures. In this way, liquid- full reaction was accomplished. Reactor pressure was controlled using a downstream back- pressure regulator.

Thermal and GPC Analysis

[0066] Melting and crystallization temperatures of the polymers were measured on a TA Instrument DSC-912 using

a heating and cooling rate of 10 °C/min. The melting temperatures reported were obtained from the second melt. The molecular weight and MWD of the polymers were measured by a Waters 150-C ALC/GPC.

[0067] Branching levels were measured by GPC/Vis and are reported as g' at each molecular weight in the GPC trace. Relating the measured g' to branched structure requires the application of Zimm-Stockmayer theory, which assumes a random distribution of branch sizes for each population of branched structures (singly, doubly, triply branched, etc.) at each molecular weight. See B.H. Zimm and W.H. Stockmayer, J. Chem. Phys. 17, 1301 (1949).

Rheology

[0068] The melt viscoelasticity data were obtained using a Rheometric Scientific RMS-800 in parallel plate oscillatory strain mode at 180 °C from 0.1 to 400 rad/sec. The polymers were stabilized with 0.1-0.2 wt% of BHT prior to compression molding and evaluation for rheology and mechanical properties.

Rheology data analysis

[0069] The raw data are the evolution of the tensile force versus time, $F(t)$, which has to be converted into extensional viscosity values. The elongational stress and elongational viscosities are given respectively by

$$\sigma(t) = \frac{F(t)}{S(t)} \quad \text{and} \quad \eta_E(t) = \frac{\sigma(t)}{\dot{\epsilon}} \quad [1]$$

where $S(t)$ is the sample cross-section and $\dot{\epsilon}$ the elongation rate. Instead of using the command value on the instrument, the latter quantity was determined by an image analysis procedure. In homogeneous stretching conditions, the sample length exponentially increases with time. Assuming isovolume conditions (incompressible melt), $S(t)$ therefore decays exponentially:

$$S(t) = S_0 \exp(-\dot{\epsilon}t) \quad [2]$$

[0070] It is more convenient to measure the sample width $l(t)$. Under uniaxial deformation, it is expressed by:

$$l(t) = l_0 \exp\left(-\frac{\dot{\epsilon}t}{2}\right) \quad [3]$$

[0071] Throughout a run, a plot of $[-2 \ln(l(t)/l_0)]$ as a function of time should be a straight line with a slope equal to $\dot{\epsilon}$. True elongational rates were determined according to this procedure for each test.

[0072] In addition, Eqs [1]-[3] were applied only if the two following criteria were verified:

- force values higher than the minimum transducer resolution (0.2 cN). This is sometimes not achieved at start-up of the test if the sample is slightly bent between the rotating belts. If so, the first valid force measurement is taken as a corrected time origin. Similar problem might also happen at long times when the force decreases due to the reduction in cross-section.
- homogeneous deformation, i.e. no neck-in, and no deviation from linearity in the plots of $[-2 \ln(l(t)/b)]$ vs time.

[0073] In case of failure of only one of these criteria, the corresponding $F(t)$ values are not converted into elongational viscosity data, as the conversion would not be reliable. The second criterion is generally the most severe.

Linear viscoelastic predictions

[0074] For the sake of comparison, it is useful to plot the experimental data together with the predictions of linear viscoelasticity, which can be independently evaluated by strain oscillatory experiments. These experiments have been performed on a RMS800 or a SR-500 from Rheometric Scientific. Discrete relaxation spectra were calculated with the

method of Baumgaertel and Winter using Iris software. Transient elongational viscosity were then computed as 3 times the strain value, i.e.

$$\bar{\eta}_E(t) = 3 \sum_i g_i \lambda_i \left(1 - \exp\left(-t/\lambda_i\right) \right)$$

Examples 1-11

[0075] Batch reactions were performed over a range of temperatures, propylene concentrations, and reaction times. The results are presented in Table 1. Each variable has a significant effect on the polymer molecular weight and Mw/Mn. Highest molecular weight was obtained using catalyst A at low temperature and high propylene concentrations. Conversely, high temperature catalyst B at low propylene concentrations gives the lowest molecular weight.

Examples 12-21

[0076] Batch reactions using supported metallocene catalyst in iso-butane and propane slurry were performed. The data from these runs is presented in Table 2.

Examples 22-24

[0077] Semi-batch reactions were undertaken in order to maximize branching via reactions with very low monomer concentrations, high catalyst concentrations and large accumulations of polymeric macromer. The data from these runs is presented in Table 3.

Examples 25-30

[0078] Additional semi-batch reactions were carried out and hexane was used as solvent. The propylene partial pressure was controlled at 50 psi. The data from these runs is presented in Table 4. Also, several of the polymers produced in these runs were analyzed by ¹³C NMR. The data is presented in Table 6.

Examples 31-51

[0079] Experiments were run using continuous polymerization conditions. The data from these runs is presented in Table 5.

Table 1. Batch Reactor Syntheses of Branched Polypropylene Compositions

Example	Catalyst	Rxn time (min)	Temp (°C)	Feed (in hexane)	Mn	Mw	Mz	Mw/Mn
1	A	15	50	C3, 15%	162824	306393	518973	1.88
2	A	15	50	C3, 30%	241335	429345	677277	1.78
3	A	15	60	C3, 15%	131257	249857	399416	1.90
4	A	15	70	C3, 15%	98852	174906		1.77
5	A	15	80	C3, 15%	83345	161758	282858	1.94
6	A	15	90	C3, 15%	29828	58112	92557	1.95
7	B	15	50	C3, 15%	92039	154267	233897	1.68
8	B	12	60	C3, 30%	72900	132900	211300	1.82
9	B	30	60	C3, 15%	73900	151100	242200	2.04
10	B	15	90	C3, 15%	24396	46252	72991	1.90

(continued)

Example	Catalyst	Rxn time (min)	Temp (°C)	Feed (in hexane)	Mn	Mw	Mz	Mw/Mn
11	C	15	55	C3, 15%	53369	142316	315321	2.67
Catalysts: A = Dimethylsilyl bis(indenyl)Hf dimethyl preactivated by [DMAH] ⁺ [(C ₆ F ₅) ₄ B] ⁻ . B = Dimethylsilyl bis(2-methyl-indenyl)ZrCl ₂ preactivated by MAO. C = Dimethylsilyl bis(2-methyl-4-phenyl-indenyl)ZrCl ₂ preactivated by MAO.								

Table 2. Batch Reactor Syntheses of Branched Polypropylene Compositions Using Supported metallocene catalyst

Example	Solvent	Catalyst	Rxn time (min)	Temp (°C)	Feed	Mn	Mw	Mz	Mw/Mn
12	i-Butane	D	60	70	C3, 33%	119800	289000	552000	2.41
13	i-Butane	D	60	70	C3, 50%	193700	533000	1017000	2.75
14	i-Butane	D	60	70	C3, 67%	190500	475000	895800	2.49
15	i-Butane	D	60	90	C3, 33%	84700	296400	678900	3.50
16	i-Butane	D	60	90	C3, 50%	91100	298200	658300	3.27
17	i-Butane	D	60	90	C3, 67%	108300	336100	712600	3.10
18	Propane	D	60	70	C3, 33%	136800	346300	669300	2.53
19	Propane	D	60	75	C3, 31%	102600	262600	544100	2.56
20	Propane	D	60	75	C3, 50%	105900	314000	628600	2.97
21	Propane	D	60	75	C3, 67%	158800	409200	790000	2.58
D = dimethylsilyl bis (2-methyl-4-phenyl-indenyl) zirconium dimethyl on silica.									

Table 3. Semi-Batch Reactor Syntheses of Branched Polypropylene Compositions

Example	Catalyst	Rxn time (min)	Temp (°C)	Feed Rate (mL/min)	Mn	Mw	Mz	Mw/Mn
22	B	120	60	2.5	35800	79900	137400	2.23
23	B	50	60	5	42600	86300	137800	2.03
24	B	46	90	5	14900	34100	63300	2.29

Table 4. Semi-Batch Reactor Syntheses of Branched Polypropylene Compositions

Example	Catalysts	Rxn time (min)	Temp (°C)	Feed Rate (mL/min)	Mn	Mw	Mz	Mw/Mn
25	C	60	60	3	42459	99331	195199	2.34
26	C	60	60	3	51486	120955	234550	2.35
27	C	60	55	3	55683	119785	216930	2.15
28	C	60	55	3	83687	191352	367319	2.29
29	C	72	50	3	107752	242796	471383	2.25
30	C	90	50	3	142271	294431	540919	2.07

Table 5. Continuous Reactor Syntheses of Branched Polypropylene Compositions

Example	Catalyst	Temp (C)	feed flow (g/min)	C3 conv (%)	yield (g/min)	Mn	Mw	Mz	Mw/Mn
31	A	110	19.27	33.7	6.5	5210	15100	24800	2.89
32	A	90	19.27	46.2	8.9	8460	33500	63900	3.96
33	A	70	19.27	49.3	9.5	23000	96400	162000	4.19
34	E	110	19.27	52.4	10.1	2600	4260	6540	1.64
35	E	90	19.27	55.5	10.7	4160	8250	13500	1.98
36	E	70	19.27	56.0	10.8	9410	20000	33500	2.12
37	E	60	19.27	51.3	9.9	22900	44900	71300	1.96
38	E	70	19.27	58.6	11.3	28400	56700	91600	1.99
39	E	70	19.27	66.4	12.8	20100	36600	56900	1.82
40	E	70	19.27	68.5	13.2	13300	27100	43600	2.03
41	E	70	19.27	66.9	12.9	10500	21500	35500	2.04
42	A	70	19.27	31.1	6.0	69000	129200	205900	1.87
43	A	70	19.27	28.0	5.4	77700	144200	230000	1.85
44	A	110	19.27	46.7	9.0	10000	21100	35200	2.11
45	A	90	19.27	51.9	10.0	28200	56500	89500	2.00
46	A	80	19.27	49.8	9.6	47400	89100	139300	1.88
47	A	80	19.27	42.0	8.1	39800	77700	124200	1.95
48	A	80	19.27	31.1	6.0	43400	89500	145100	2.06
49	A	80	19.27	37.4	7.2	45700	85800	135700	1.87
50	A	80	19.27	36.3	7.0	40900	87800	145300	2.14
51	A	80	19.27	40.5	7.8	33100	81000	135400	2.44
Catalysts: A = Dimethylsilyl bis(indenyl)Hf dimethyl preactivated by [DMAH] ⁺ [(C ₆ F ₅) ₄ B] ⁻ . E = Dimethylsilyl bis(2-methyl-indenyl)Zr dimethyl preactivated by [DMAH] ⁺ [(C ₆ F ₅) ₄ B] ⁻ .									

Table 6. ^{13}C NMR Analysis of Branched Polypropylene Compositions

Example	Regio Defects (per 1000 monomer)*		Stereo defects (per 1000 monomer)	Avg. Meso Run Length	[mmmm]Pentads (mole Fraction)
	2,1-Addition	1,3-Addition			
26	2.6	1.6	5.6	102	0.9589
28	3.2	1.1	4.2	117	0.9668
30	3.5	0.4	2.7	151	0.9761
* End group corrected.					

[0080] Several samples from the preceding experiments were analyzed to determine their level of branching. The results of these analyses are presented in Table 7. The branching Index (g) is defined as:

$$g_i = \frac{Rg_i^2 \text{ branched}}{Rg_i^2 \text{ linear}}$$

where $Rg_i^2 \text{ branched}$ is the measured mean square radius of gyration of branched polymer fraction i and $Rg_i^2 \text{ linear}$ is the mean square radius of gyration of linear polymer of the same molecular weight as the average MW for the branched polymer fraction i. The average value of g is defined as:

$$g_{avg} = \frac{\sum_i C_i \left(\frac{Rg_i^2 \text{ branched}}{Rg_i^2 \text{ linear}} \right)}{\sum_i C_i}$$

where C_i is the concentration of polymer in fraction i as measured by DRI, provided fractions i are obtained at regular time intervals while the entire polymer sample elutes. $Rg_i^2 \text{ linear} = [K (Mw)_i^\alpha]^2$, and K and α are the measured values for linear isotactic polypropylene (herein $K = 1.419 \times 10^{-2}$ and $\alpha = 0.5952$).

Table 7. Branching Index (g) of Branched polypropylene compositions

Example	$g_{avg, (100k-2M)}$	g_{Mw}	$g_{avg, (Mw-2M)}$	g_{Mz}	$g_{avg, (Mz-2m)}$
12 *	0.98	1.0	0.94	0.95	0.88
13 *	0.99	0.99	0.93	0.90	0.88
15	0.88	0.92	0.79	0.76	0.70
16	0.90	0.94	0.84	0.82	0.77
17 *	0.95	0.99	0.91	0.88	0.83
19 *	0.96	0.98	0.90	0.90	0.82
20 *	0.96	0.99	0.91	0.91	0.84
21 *	0.96	0.99	0.91	0.92	0.87
25	0.57	0.65	0.57	0.58	0.52
26	0.66	0.76	0.65	0.67	0.57
28	0.76	0.80	0.72	0.74	0.68
29	0.83	0.89	0.79	0.80	0.73

EP 1 115 761 B1

(continued)

Example	$\eta_{avg, (100k-2M)}$	η_{Mw}	$\eta_{avg, (Mw-2M)}$	η_{Mz}	$\eta_{avg, (Mz-2m)}$
30	0.85	0.89	0.80	0.81	0.76
* not according to the invention					

[0081] The product of Example 29 was analyzed to determine its strain hardening behavior. Extensional viscosity was recorded over time at various strain rates. Also, linear viscoelasticity was calculated for these conditions. The results are presented in Tables 8-10.

[0082] The ratio of the extensional viscosity of the branched polypropylene product at break to linear viscoelasticity can be calculated for each of the strain rates. For a strain rate of 0.1, the ratio is 12.82 (681,155.5 to 53,118.11). For a strain rate of 0.3, the ratio is 6.97 (291,447.8 to 41,792.18). For a strain rate of 1.0, the ratio is 5.92 (167,737.2 to 28,348.96).

Table 8. Extensional Viscosity and Linear Viscoelasticity for the Product of Example 29 at a Strain rate of 0.1 1/s

Time (s)	Extensional Vis. (Pa·s)	Linear Vis. (Pa·s)
2.139405	27857.8	23326.08
2.444173	29821.6	24480.87
3.190139	34156.13	26879.02
3.644588	36376.28	28121.74
4.163775	38943.15	29391
5.434566	44210.37	31991.62
6.208744	46673.46	33311.4
7.093206	49597.04	34636.31
8.103663	52930.89	35961.84
10.57692	62272.32	38605.47
12.08364	68358.86	39922.51
13.80501	75112.89	41236.18
15.77159	84628.98	42544.93
18.01832	95763.79	43844.88
23.51755	138063.4	46391.18
30.69514	234414.7	48810.52
35.0678	330643.6	49955.75
40.06336	458875.7	51054.48
45.77055	602663	52107.71
52.29077	681155.5	53118.11

Table 9. Extensional Viscosity and Linear Viscoelasticity for the Product of Example 29 at a Strain rate of 0.3 1/s

Time (s)	Extensional Vis. (Pa·s)	Linear Vis. (Pa·s)
0.1	5808.221	5848.135
0.111712	6235.598	6196.706
0.173984	6109.916	7767.911

EP 1 115 761 B1

(continued)

	Time (s)	Extensional Vis. (Pa·s)	Linear Vis. (Pa·s)
5	0.270966	9590.685	9658.57
	0.422009	13908.88	11891.62
	0.657246	17712.65	14484.47
10	0.916291	21278.51	16692.58
	1.02361	22561.95	17481.08
	1.427052	27068.91	19995.17
15	1.780915	30263.6	21783.48
	2.222524	34253.62	23653.59
	3.0985	41388.46	26610.85
20	4.319729	50515.92	29745.62
	5.390882	60247.08	31911.93
	7.51562	89720.07	35212.18
25	9.37925	132895.9	37414.3
	11.705	213273.3	39607.96
	13.07595	266721.3	40701.46
30	14.60746	291447.8	41792.18
	16.31836	232334.8	42878.63

Table 10. Extensional Viscosity and Linear Viscoelasticity for the Product of Example 29 at a Strain rate of 1.0 1/s

	Time (s)	Extensional Vis. (Pa·s)	Linear Vis. (Pa·s)
35	0.1	6760.698	5846.135
	0.109001	7186.192	6117.951
	0.15387	8952.842	7302.079
40	0.217208	10729.18	8672.645
	0.306619	13081.05	10246.9
	0.432834	16010.62	12029.82
45	0.51426	17613.22	13001.82
	0.611004	19502.32	14030.9
	0.725948	21401.56	15120.43
50	0.862515	23839.07	16273.03
	1.024774	26692.31	17489.3
	1.217557	30319.01	18767.17
55	1.446607	35012.72	20102.59
	1.718747	41666.59	21491.02
	2.426245	69594.63	24416.27
	2.882677	99651.99	25952.61

(continued)

Time (s)	Extensional Vis. (Pa·s)	Linear Vis. (Pa·s)
3.424974	146033	27538.33
3.733258	167737.2	28348.96
4.06929	118947	29170.5
4.435569	8047.642	30001.84

[0083] A figure is provided to demonstrate the degree of branching of polymers produced by the present invention. Figure 1 is a graphic illustration of the relationship between the Radius of Gyration (R_g) and the molecular weight for the polymer product produced in Examples 26, 28 and 30.

[0084] While certain representative embodiments and details have been shown for the purposes of illustrating the invention, it will be apparent to those skilled in the art that various changes in the process and products disclosed herein may be made without departing from the scope of the invention, which is defined in the appended claims.

Claims

1. A branched polypropylene composition, comprising branching from polymerizable polypropylene macromers, said composition having a polydispersity of less than or equal to 4.0, a melting point greater than 90°C, a weight average branching index, g , of less than 0.95, wherein said weight average branching index is determined over the range from the M_w of the branched polypropylene to 2,000,000 Daltons, and a strain hardening ratio of greater than 2.0 for strain rates of 0.1 to 0.5 l/s, wherein said strain hardening ratio is defined as the maximum viscosity at break of the branched polypropylene and is determined using an extensional viscometer, divided by the extensional viscosity of the branched polypropylene determined using amplitude strain data, and wherein the maximum viscosity at break and the extensional viscosity of the branched polypropylene are determined under the same conditions.
2. The branched polypropylene composition of claim 1 wherein the polydispersity of said branched polypropylene is less than or equal to 3.0.
3. The branched polypropylene composition of claim 1 wherein the weight average branching index, g , of said branched polypropylene composition is less than 0.90.
4. The branched polypropylene composition of claim 1 wherein the weight average branching index, g , of said branched polypropylene composition is less than 0.85.
5. A process for producing a branched polypropylene composition according to claim 1, comprising contacting propylene monomers in a reactor with an inert hydrocarbon solvent or diluent and a catalyst composition comprising one or more single site metallocene catalyst compounds capable of producing stereospecific polypropylene at a temperature from about 40°C to about 120°C and at a pressure from 200 kPa to 7,000 kPa, wherein the volume ratio in the reactor of said propylene monomers to said inert hydrocarbon solvent or diluent is less than 9.0, and further, wherein said propylene monomers and said inert hydrocarbon solvent or diluent comprise at least 50 percent of the total contents of said reactor and recovering said branched polypropylene composition, comprising the branched polypropylene of claim 1.

Patentansprüche

1. Verzweigte Polypropylenzusammensetzung, die Verzeigungen von polymerisierbaren Polypropylenmakromeren umfasst, wobei die Zusammensetzung eine Molekulargewichtsverteilung von kleiner oder gleich 4,0, einen Schmelzpunkt von mehr als 90°C, einen Verzweigungsindex (Gewichtsmittel) g , von weniger als 0,95, wobei der Verzweigungsindex (Gewichtsmittel) über den Bereich des M_w des verzweigten Polypropylens bis 2.000.000 Dalton bestimmt ist, und ein Kaltverfestigungsverhältnis von mehr als 2,0 für Verfestigungsraten von 0,1 bis 0,5 l/s aufweist, wobei das Kaltverfestigungsverhältnis als die maximale Viskosität beim Bruch des verzweigten Polypropylens definiert ist, -die unter Verwendung eines Dehn- Viskosimeters bestimmt wurde, geteilt durch die Dehnungviskosität des verzweigten Polypropylens, die unter Verwendung von Verformungsamplitudendaten bestimmt wurde, und wobei die

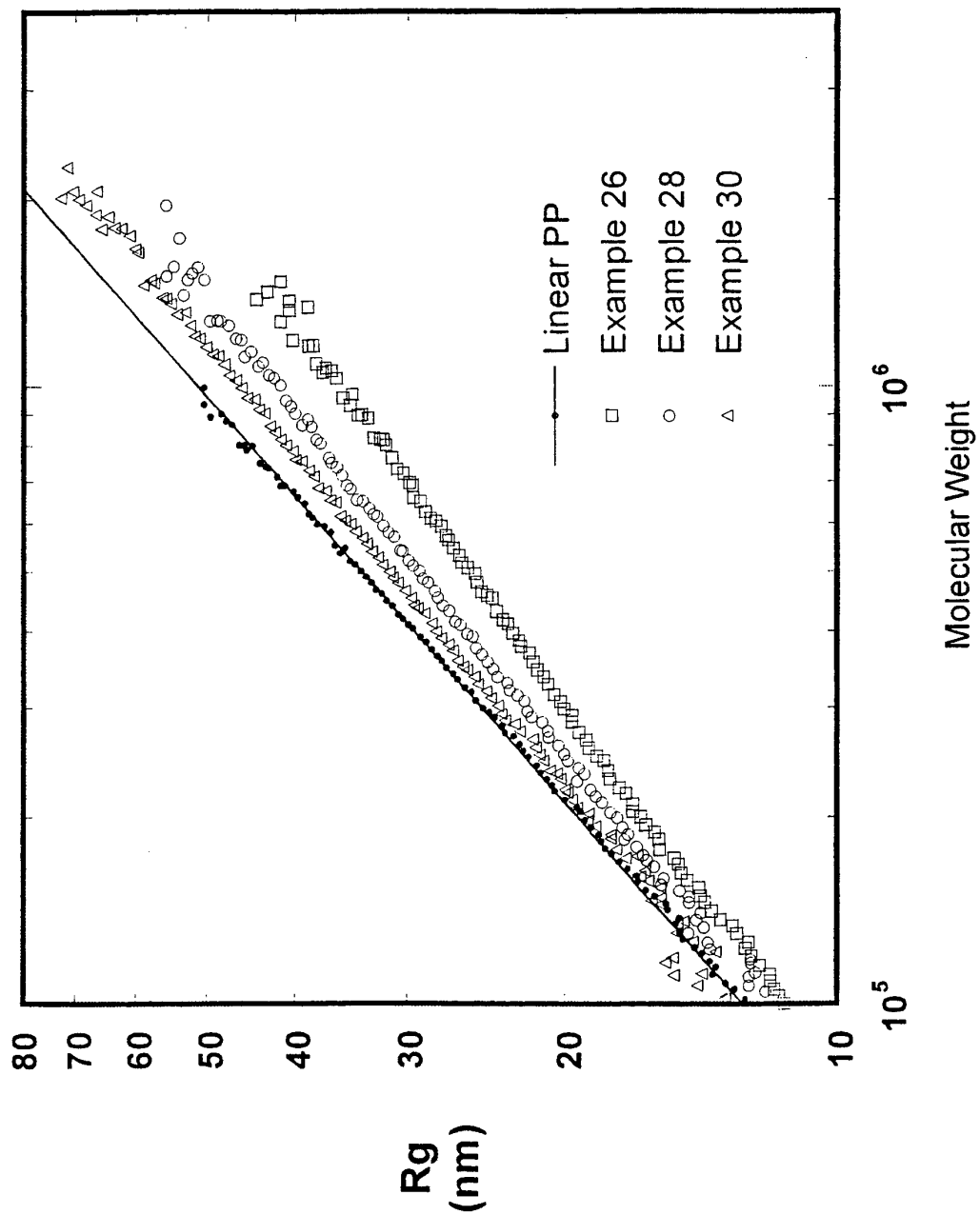
maximale Viskosität beim Bruch und die Dehnungviskosität des verzweigten Polypropylens unter den gleichen Bedingungen bestimmt werden.

2. Verzweigte Polypropylenzusammensetzung nach Anspruch 1, wobei die Molekulargewichtsverteilung des verzweigten Polypropylens kleiner oder gleich 3,0 ist.
3. Verzweigte Polypropylenzusammensetzung nach Anspruch 1, wobei der Verzweigungsindex (Gewichtsmittel) , g, der verzweigten Polypropylenzusammensetzung kleiner als 0, 90 ist.
4. Verzweigte Polypropylenzusammensetzung nach Anspruch 1, wobei der Verzweigungsindex (Gewichtsmittel) , g, der verzweigten Polypropylenzusammensetzung kleiner als 0, 85 ist.
5. Verfahren zur Herstellung einer verzweigten Polypropylenzusammensetzung gemäß Anspruch 1, bei dem Polypropylenmonomere in einem Reaktor mit einem inerten Kohlenwasserstofflösungsmittel oder -verdünnungsmittel und einer Katalysatorzusammensetzung, die einen oder mehrere Einzelstellen Metallocenkatalysatorverbindungen umfasst, die zur Herstellung von stereospezifischem Propylen in der Lage sind, bei einer Temperatur von etwa 40°C bis etwa 120°C und einem Druck von 200 kPa bis 7.000 kPa in Kontakt gebracht werden, wobei das Volumenverhältnis im Reaktor der Propylenmonomere zum inerten Kohlenwasserstofflösungsmittel oder -verdünnungsmittel weniger als 9,0 ist, und wobei weiterhin die Propylenmonomere und das inerte Kohlenwasserstofflösungsmittel oder -verdünnungsmittel mindestens 50% des Gesamtgehalts des Reaktors ausmachen und die verzweigte Polypropylenzusammensetzung gewonnen wird, die das verzweigte Polypropylen gemäß Anspruch 1 umfasst.

Revendications

1. Composition de polypropylène ramifié, comprenant une ramification à partir de macromères de polypropylène polymérisables, ladite composition possédant une polydispersité inférieure ou égale à 4,0, un point de fusion supérieur à 90°C, un indice de ramification moyen en poids, g, inférieur à 0,95, dans laquelle ledit indice de ramification moyen en poids est déterminé sur la fourchette allant de la M_w du polypropylène ramifié à 2 000 000 daltons, et un taux de durcissement après déformation de plus de 2,0 pour des vitesses de déformation de 0,1 à 0,5 l/s, dans laquelle ledit taux de durcissement après déformation est défini comme étant la viscosité maximale à la rupture du polypropylène ramifié, déterminée au moyen d'un viscosimètre à extension, divisée par la viscosité par extension du polypropylène ramifié déterminée au moyen des résultats de déformation d'amplitude, et dans laquelle la viscosité maximale à la rupture et la viscosité par extension du polypropylène ramifié sont déterminées dans les mêmes conditions.
2. Composition de polypropylène ramifié selon la revendication 1 dans laquelle la polydispersité dudit polypropylène ramifié est inférieure ou égale à 3,0.
3. Composition de polypropylène ramifié selon la revendication 1 dans laquelle l'indice de ramification moyen en poids, g, de ladite composition de polypropylène ramifié est inférieur à 0,90.
4. Composition de polypropylène ramifié selon la revendication 1 dans laquelle l'indice de ramification moyen en poids, g, de ladite composition de polypropylène ramifié est inférieur à 0,85.
5. Procédé de production d'une composition de polypropylène ramifié selon la revendication 1, comprenant la mise en contact de monomères propylène dans un réacteur avec un solvant ou diluant hydrocarboné inerte et une composition de catalyseur comprenant un ou plusieurs composés catalyseurs de type métallocène à un seul site capables de produire du polypropylène stéréospécifique à une température d'environ 40°C à environ 120°C et à une pression de 200 kPa à 7 000 kPa, dans laquelle le rapport volumique dans le réacteur entre lesdits monomères propylène et ledit solvant ou diluant hydrocarboné inerte est inférieur à 9,0, et en outre dans lequel lesdits monomères propylène et ledit solvant ou diluant hydrocarboné inerte constituent au moins 50 pour cent du contenu total dudit réacteur, et la récupération de ladite composition de polypropylène ramifié, comprenant le polypropylène ramifié selon la revendication 1.

Figure 1. GPC-MALLS Analysis of Branched Polypropylene Compositions



REFERENCES CITED IN THE DESCRIPTION

This list of references cited by the applicant is for the reader's convenience only. It does not form part of the European patent document. Even though great care has been taken in compiling the references, errors or omissions cannot be excluded and the EPO disclaims all liability in this regard.

Patent documents cited in the description

- US 5705584 A [0002]
- EP 190889 A2 [0005]
- EP 384431 A [0005]
- US 5441236 A [0006]
- US 5514761 A [0006]
- US 4530914 A [0020]
- US 4542199 A [0020]
- US 4769910 A [0020]
- US 4808561 A [0020] [0039]
- US 4871705 A [0020]
- US 4892851 A [0020] [0029]
- US 4933403 A [0020]
- US 4937299 A [0020]
- US 5017714 A [0020]
- US 5057475 A [0020]
- US 5120867 A [0020]
- US 5132381 A [0020] [0029]
- US 5155080 A [0020] [0029]
- US 5198401 A [0020] [0032]
- US 5278119 A [0020]
- US 5304614 A [0020]
- US 5324800 A [0020]
- US 5350723 A [0020]
- US 5391790 A [0020]
- EP 320762 A [0025]
- US 5149819 A [0027]
- US 5243001 A [0027]
- US 5239022 A [0027]
- US 5296434 A [0027]
- US 5276208 A [0027]
- US 5318935 A [0027]
- US 80368797 A [0027]
- US 4665208 A [0030]
- US 4952540 A [0030]
- US 5091352 A [0030]
- US 5206199 A [0030]
- US 5204419 A [0030]
- US 4874734 A [0030]
- US 4924018 A [0030]
- US 4908463 A [0030]
- US 4968827 A [0030]
- US 5308815 A [0030]
- US 5329032 A [0030]
- US 5248801 A [0030]
- US 5235081 A [0030]
- US 5157137 A [0030]
- US 5103031 A [0030]
- EP 0561476 A [0030]
- EP 0279586 B1 [0030]
- EP 0594218 A [0030]
- WO 9410180 A [0030]
- WO 9407928 A [0031]
- EP 0277003 A [0032]
- EP 0277004 A [0032]
- WO 9200333 A [0032]
- EP 0426637 A [0034]
- EP 0573403 A [0034]
- EP 0520732 A [0034]
- EP 0495375 A [0034]
- EP 0500944 A [0035]
- EP 0570982 A1 [0035]
- US 4701432 A [0039]
- US 5240894 A [0039]
- WO 9428034 A [0039]
- WO 9600243 A [0039]
- WO 9600245 A [0039]
- WO 9109882 A [0041]
- WO 9403506 A [0041]
- WO 9604319 A [0041]
- US 5643847 A [0041]
- US 4923833 A [0042]
- US 4921825 A [0042]
- EP 0279863 A [0042]
- EP 0354893 A [0042]

Non-patent literature cited in the description

- *Journal of Organometallic Chem*, 1958, vol. 288, 63-67 [0025]
- *Experimental Methodos in Catalyst Research*. Academic Press, 1968, vol. 1, 67-96 [0040]
- **B.H. ZIMM ; W.H. STOCKMAYER.** *J. Chem. Phys.*, 1949, vol. 17, 1301 [0067]