



US00D577200S

(12) **United States Design Patent**  
**Meyer**

(10) **Patent No.:** **US D577,200 S**

(45) **Date of Patent:** **\*\* Sep. 23, 2008**

(54) **CLEANING IMPLEMENT**

(75) Inventor: **Eugen Gustav Meyer**, Sydney (AU)

(73) Assignee: **Hayco Manufacturing Limited**, Hong Kong (HK)

(\*\*) Term: **14 Years**

(21) Appl. No.: **29/295,972**

(22) Filed: **Oct. 11, 2007**

(51) **LOC (8) Cl.** ..... **04-01**

(52) **U.S. Cl.** ..... **D4/119; D4/131**

(58) **Field of Classification Search** ..... **D4/119,**  
**D4/120, 128, 131-133, 138; D7/393, 395,**  
**D7/401.2; D8/107, 300, 303, 307, 308, DIG. 4,**  
**D8/DIG. 7-DIG. 10; D32/51; 15/106, 143.1,**  
**15/159.1, 160, 164, 186-188, 206; 16/430,**  
**16/431, DIG. 12, DIG. 19**

See application file for complete search history.

(56) **References Cited**

**U.S. PATENT DOCUMENTS**

D468,539 S \* 1/2003 Petner ..... D4/119  
D524,549 S \* 7/2006 Ajluni et al. .... D4/128  
D528,897 S \* 9/2006 Wang ..... D8/107

**FOREIGN PATENT DOCUMENTS**

KR 30-0275367 S \* 5/2001

**OTHER PUBLICATIONS**

Cleaning Item E & J (HK) Co Ltd. Products Magazines [online].  
Hong Kong Enterprise, vol. 10, 2002, p. 1403 [retrieved on May 23,

2008] Retrieved from the Internet: <URL: http://emag.hkenterprise.com>.\*  
4360—Bowl Brush With Under Rim Scrubber, Mr. Clean Tools [online]. Butler Home Products LLC © 2003 [retrieved on May 23, 2008] Retrieved from the Internet: <URL: http://web.archive.org/web/\*/http://www.mrcleantools.com>.\*  
Toilet Brush. Product Page [online]. Taizhou Golden Star Plastics Co. Ltd. 2005 [retrieved on May 23, 2008] Retrieved from the Internet: <URL: http://web.archive.org/web/\*/http://www.goldenstarplastics.com>.\*

\* cited by examiner

*Primary Examiner*—Cathron Brooks

*Assistant Examiner*—Lavone D Tabor

(74) *Attorney, Agent, or Firm*—Ostrolenk, Faber, Gerb & Soffen, LLP

(57) **CLAIM**

The ornamental design for a “cleaning implement,” as shown and described.

**DESCRIPTION**

FIG. 1 is a perspective view showing a ‘cleaning implement’ incorporating the design;

FIG. 2 is a side view thereof;

FIG. 3 is another side view thereof;

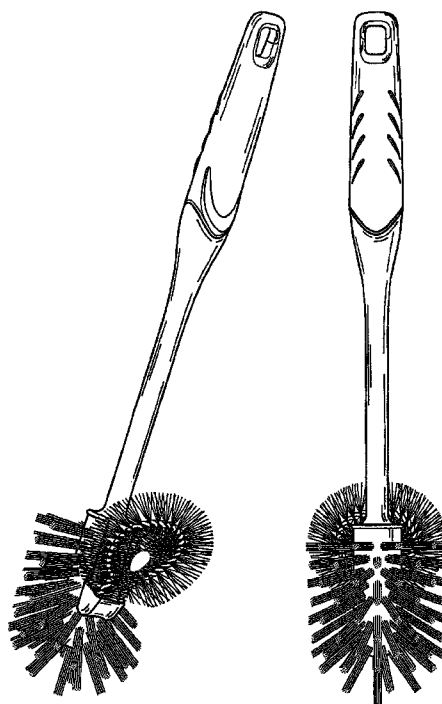
FIG. 4 is a top view thereof;

FIG. 5 is a bottom view thereof;

FIG. 6 is a rear view thereof; and,

FIG. 7 is a front view thereof.

**1 Claim, 7 Drawing Sheets**



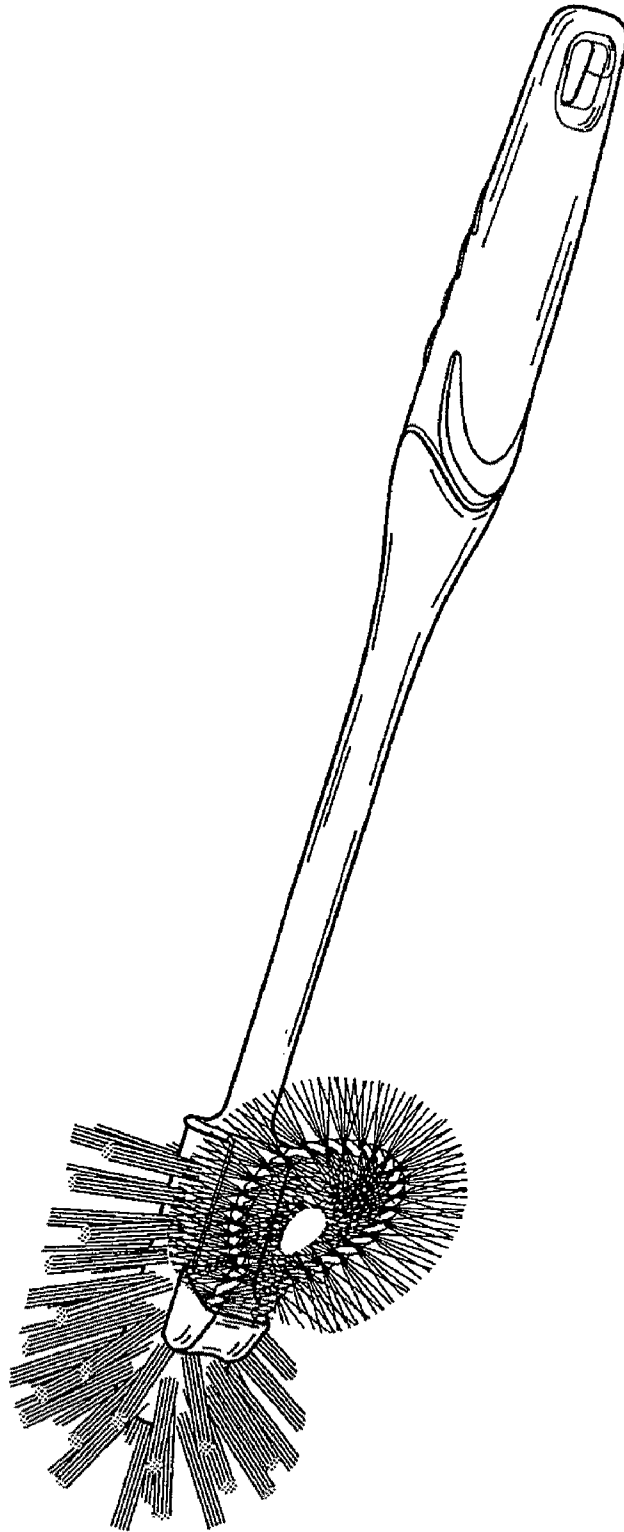


FIG:1

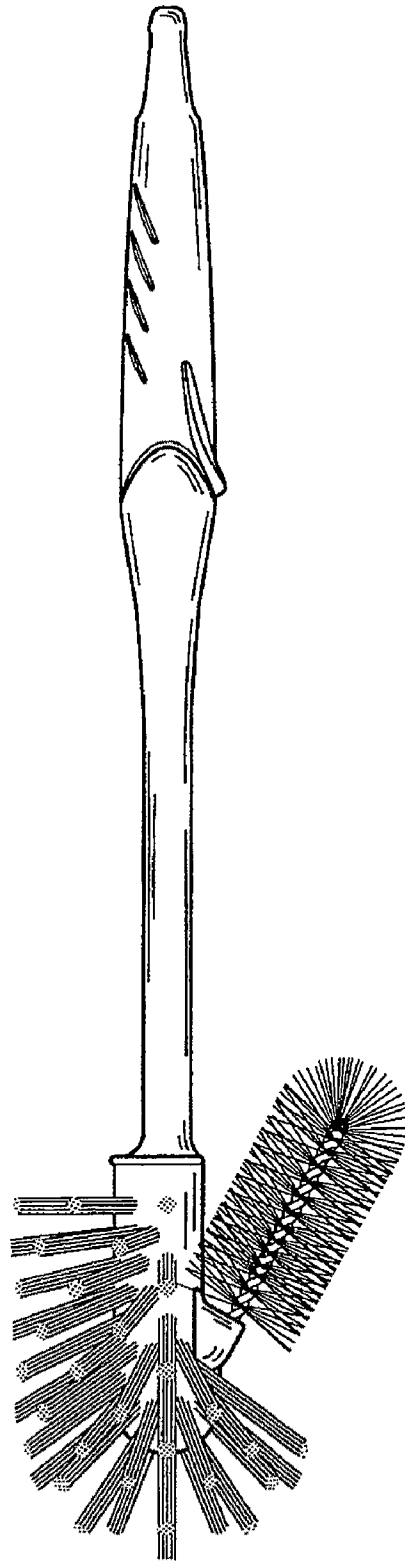


FIG:2

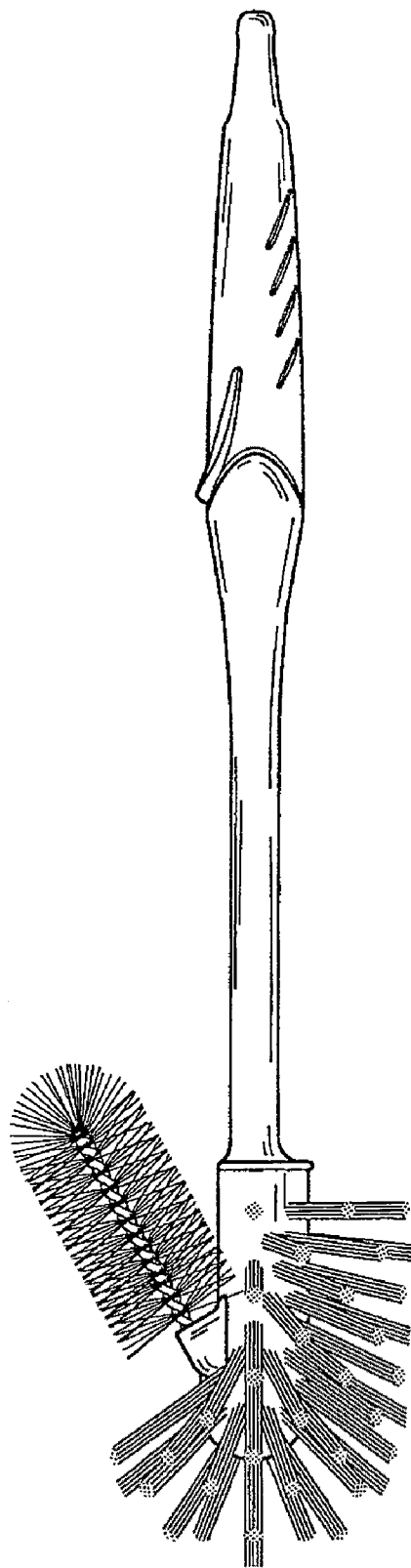


FIG:3

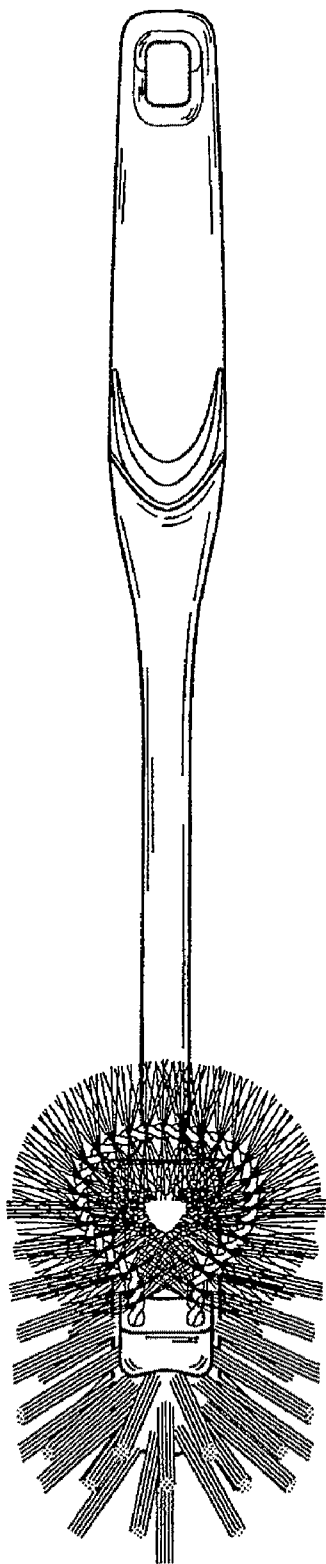


FIG:4

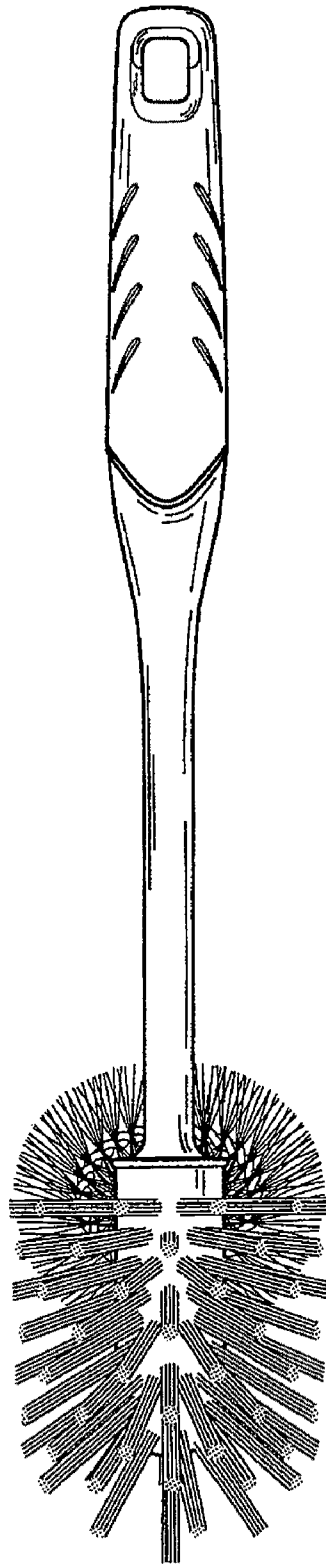


FIG:5




FIG:6




FIG:7